

Figure S1. TIC Chromatogram of rhizome essential oil (Numbers above the peaks corresponding to the numbers in Table 1.

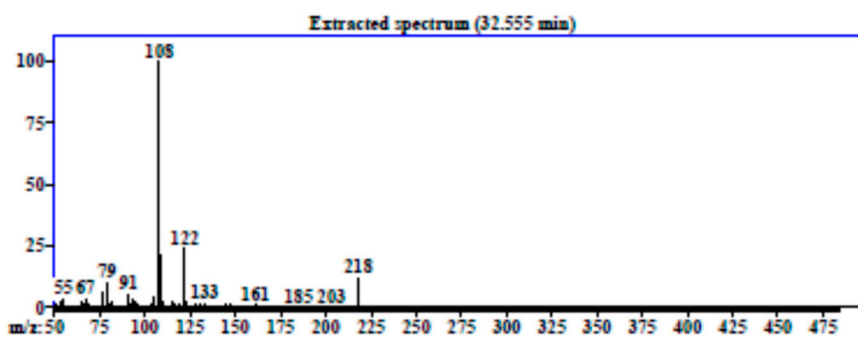


Figure S2. : Extracted spectrum for the compound No. 54, identified as 7-epi- α -Eudesmol.

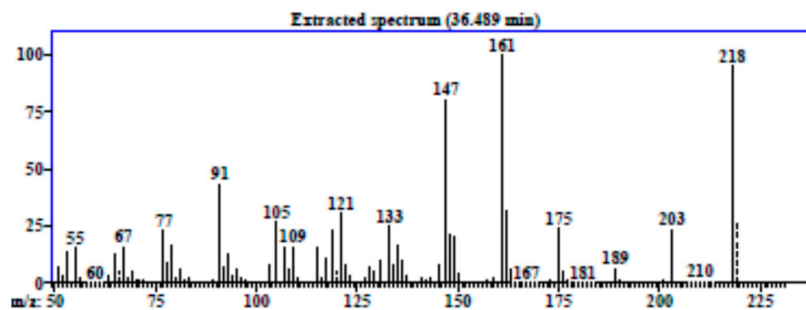


Figure S3.: Extracted spectrum for the compound No. 60, identified as Isopetasine. .

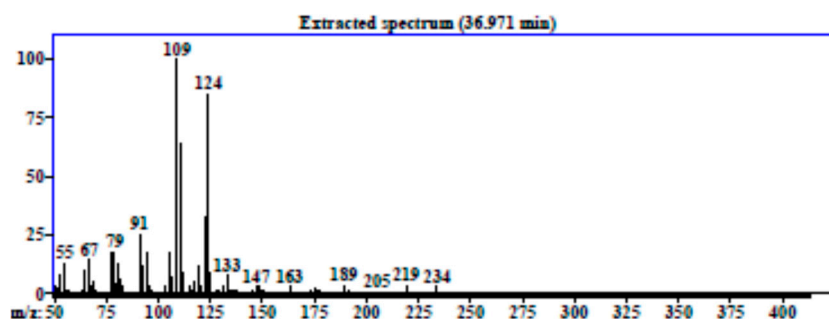


Figure S4.: Extracted spectrum for the compound No. 61, identified as Fukinanolide.