

Article

Pedal Curves of the Mixed-Type Curves in the Lorentz-Minkowski Plane

Xin Zhao  and Donghe Pei 

School of Mathematics and Statistics, Northeast Normal University, Changchun 130024, China; zhaox367@nenu.edu.cn

* Correspondence: peidh340@nenu.edu.cn

Abstract: In this paper, we consider the pedal curves of the mixed-type curves in the Lorentz–Minkowski plane \mathbb{R}_1^2 . The pedal curve is always given by the pseudo-orthogonal projection of a fixed point on the tangent lines of the base curve. For a mixed-type curve, the pedal curve at lightlike points cannot always be defined. Herein, we investigate when the pedal curves of a mixed-type curve can be defined and define the pedal curves of the mixed-type curve using the lightcone frame. Then, we consider when the pedal curves of the mixed-type curve have singular points. We also investigate the relationship of the type of the points on the pedal curves and the type of the points on the base curve.

Keywords: pedal curve; mixed-type curve; lightlike point; Lorentz–Minkowski plane



Citation: Zhao, X.; Pei, D. Pedal Curves of the Mixed-Type Curves in the Lorentz-Minkowski Plane. *Mathematics* **2021**, *9*, 2852. <https://doi.org/10.3390/math9222852>

Academic Editor: Juan De Dios Pérez

Received: 27 September 2021

Accepted: 5 November 2021

Published: 10 November 2021

Publisher's Note: MDPI stays neutral with regard to jurisdictional claims in published maps and institutional affiliations.



Copyright: © 2021 by the authors. Licensee MDPI, Basel, Switzerland. This article is an open access article distributed under the terms and conditions of the Creative Commons Attribution (CC BY) license (<https://creativecommons.org/licenses/by/4.0/>).

1. Introduction

As an important kind of submanifolds, curves in different spaces have attracted wide attention from mathematicians. Studies have focused on investigating not only regular curves, but also singular curves, and have made great achievements (see [1–11]). Because Lorentz space is strongly connected to the theory of general relativity, the investigation of submanifolds in Lorentz space and its subspaces has great significance. Scholars have shown interest in curves in Lorentz space and its subspace and have studied evolutes, involutes, parallels and some other associated curves in these spaces. There have been several relevant investigations in this area (see [3–7,12–15]). Having the appearance of a negative index, there are three types of vectors in Lorentz space. For a curve, the type of tangent vector at each point determines the type of point. As for non-lightlike curves in Lorentz space, we always select their arc-length parameters and adopt the Frenet–Serret frame to investigate them (see [8,16]).

In fact, curves in Lorentz space do not always consist of a single type of points, but rather can involve all three types of points. This is what we mean by mixed-type curves. As a more familiar condition, the investigation of mixed-type curves has important significance. Because the curvature at lightlike points cannot be defined, the classical Frenet–Serret frame does not work. Due to the lack of necessary tools for its research, almost no research has been conducted on this subject. In 2018, S. Izumiya, M. C. Romero Fuster, and M. Takahashi presented the lightcone frame and established the fundamental theory of mixed-type curves in \mathbb{R}_1^2 in [17]. As an application of the theory, they studied the evolutes of regular mixed-type curves. In [18], T. Liu and the second author of this paper gave the lightcone frame in Lorentz 3-space and considered mixed-type curves in this space. Currently, the investigation of mixed-type curves in \mathbb{R}_1^2 has not been completed. As the depth of their work, the (n, m) -cusp mixed-type curves in \mathbb{R}_1^2 were investigated, as well as the evolutes of the (n, m) -cusp mixed-type curves, as presented by us in [19]. Later, we also considered the evolutoids of mixed-type curves in \mathbb{R}_1^2 .

The pedal curves is a kind of significant curves due to their geometric properties. In the Euclidean space \mathbb{R}^2 , the pedal curve is always defined by the locus of the foot of

the perpendicular from the given point to the tangent to the base curve. M. Božek and G. Foltán considered the relationship of singular points of regular curves' pedal curves and the inflections of the base curves in \mathbb{R}^2 in [20]. Later, in [21], Y. Li and the second author of this paper studied the pedal curve of the given curves with singular points in \mathbb{R}^2 . O. Oğulcan Tuncer et al. described the relationship of the pedal curves and contrapedal curves in \mathbb{R}^2 in [22]. However, on the topic of pedal curves of mixed-type curves in \mathbb{R}_1^2 , which is an interesting and worthy subject, there have not been relevant investigations.

Our purpose in this paper was to solve the problems related to the pedal curves of mixed-type curves in \mathbb{R}_1^2 . In Section 2, we review some essential knowledge about \mathbb{R}_1^2 and introduce the lightcone frame. Then, we define the pedal curves of mixed-type curves and investigate their properties in Section 3. We consider when the pedal curves of mixed-type curves have singular points and investigate the relationship of the types of points of the pedal curves and the base curves. Finally, in Section 4, for the purpose of showing the characteristics of the pedal curves of mixed-type curves, we present two examples.

If not specifically mentioned, all maps and manifolds in this paper are infinitely differentiable.

2. Preliminaries

Here, we introduce some essential knowledge about the Lorentz–Minkowski plane for the sake of convenience.

Let $\mathbb{R}^2 = \{(x_1, x_2) \mid x_i \in \mathbb{R}, i = 1, 2\}$ be a vector space of dimension 2. If \mathbb{R}^2 is endowed with the metric which is induced by the *pseudo-scalar product*

$$\langle x, y \rangle = -x_1y_1 + x_2y_2,$$

where $x = (x_1, x_2)$, $y = (y_1, y_2)$, and $x, y \in \mathbb{R}^2$, then we call $(\mathbb{R}^2, \langle \cdot, \cdot \rangle)$ the Lorentz–Minkowski plane and denote it by \mathbb{R}_1^2 .

For a non-zero vector $x \in \mathbb{R}_1^2$, there are three types of vectors in \mathbb{R}_1^2 . When $\langle x, x \rangle$ is positive, negative and vanishing, it is called *spacelike*, *timelike* or *lightlike*, respectively. A *non-lightlike* vector refers to a vector that is spacelike or timelike.

For a vector $x \in \mathbb{R}_1^2$, if there exists a vector $y \in \mathbb{R}_1^2$, which satisfies $\langle x, y \rangle = 0$, we say y is pseudo-perpendicular to x .

We define the *norm* of $x = (x_1, x_2) \in \mathbb{R}_1^2$ by

$$\|x\| = \sqrt{|\langle x, x \rangle|},$$

and the pseudo-orthogonal complement of x is given by $x^\perp = (x_2, x_1)$. By definition, x and x^\perp are pseudo-orthogonal to each other, and

$$\|x\| = \|x^\perp\|.$$

It is obvious that $x^\perp = \pm x$ if and only if x is lightlike, and x^\perp is timelike (resp. spacelike) if and only if x is spacelike (resp. timelike).

Let $\rho : I (\subseteq \mathbb{R}) \rightarrow \mathbb{R}_1^2$ be a regular curve. Denote $\dot{\rho}(t) = (d\rho/dt)(t)$. Then we say ρ is a *spacelike* (resp. *timelike*, *lightlike*) curve if $\langle \dot{\rho}(t), \dot{\rho}(t) \rangle$ is positive (resp. negative, vanishing) for any $t \in I$. Furthermore, the type of a point $\rho(t)$ (or, t) is determined by the type of $\dot{\rho}(t)$. For more details, see [17].

Moreover, we say a curve is *non-lightlike* if it is a spacelike or timelike curve and a point is *non-lightlike* if it is a spacelike or timelike point. If $\rho(t)$ contains three types of points simultaneously, then it is exactly a mixed-type curve, which is the main research object in this paper.

Set $\mathbb{L}^+ = (1, 1)$ and $\mathbb{L}^- = (1, -1)$. These are linearly independent lightlike vectors. The pair $\{\mathbb{L}^+, \mathbb{L}^-\}$ is called a *lightcone frame* along $\rho(t)$ in \mathbb{R}_1^2 , which was introduced by S. Izumiya, M. C. Romero Fuster, and M. Takahashi in [17].

Let $\rho : I \rightarrow \mathbb{R}_1^2$ be a regular mixed-type curve. There exists a corresponding smooth map $(\alpha, \beta) : I \rightarrow \mathbb{R}^2 \setminus \{0\}$, which satisfies

$$\dot{\rho}(t) = \alpha(t)\mathbb{L}^+ + \beta(t)\mathbb{L}^-, \forall t \in I. \tag{1}$$

If Equation (1) is established, (α, β) is called the *lightlike tangential data* of $\rho(t)$. The pseudo-orthogonal complement of $\dot{\rho}(t)$ can be expressed by

$$\dot{\rho}(t)^\perp = \alpha(t)\mathbb{L}^+ - \beta(t)\mathbb{L}^-.$$

Since

$$\langle \dot{\rho}(t), \dot{\rho}(t) \rangle = -4\alpha(t)\beta(t),$$

the type of $\rho(t_0)$ can be determined by $\alpha(t_0)\beta(t_0)$. For more details about the lightcone frame and the lightlike tangential data, see [17].

Definition 1. Let $\rho : I \rightarrow \mathbb{R}_1^2$ be a regular mixed-type curve. We call a point $\rho(t_0)$ an *inflection* if $\langle \ddot{\rho}(t_0), \dot{\rho}(t_0)^\perp \rangle = 0$.

Remark 1. When $\rho(t)$ is a non-lightlike curve, the curvature at $\rho(t_0)$ is $\kappa(t_0) = \langle \ddot{\rho}(t_0), \dot{\rho}(t_0)^\perp \rangle / \|\dot{\rho}(t_0)\|^3$. If $\kappa(t_0) = 0$, then $\rho(t_0)$ is called an *inflection* of $\rho(t)$. This satisfies Definition 1.

Let $\rho : I \rightarrow \mathbb{R}_1^2$ be a regular mixed-type curve with the lightlike tangential date (α, β) . Then, $\rho(t_0)$ is an inflection of ρ if and only if

$$\dot{\alpha}(t_0)\beta(t_0) - \alpha(t_0)\dot{\beta}(t_0) = 0.$$

Remark 2. Let $\rho : I \rightarrow \mathbb{R}_1^2$ be a regular mixed-type curve with the lightlike tangential date (α, β) . When $\langle \ddot{\rho}(t_0), \dot{\rho}(t_0)^\perp \rangle = 0$, but $\langle \ddot{\rho}(t_0), \dot{\rho}(t_0)^\perp \rangle' \neq 0$, i.e., $\dot{\alpha}(t_0)\beta(t_0) - \alpha(t_0)\dot{\beta}(t_0) = 0$, but $\ddot{\alpha}(t_0)\beta(t_0) - \alpha(t_0)\ddot{\beta}(t_0) \neq 0$, $\rho(t_0)$ is called an *ordinary inflection*. In this paper, we only consider ordinary inflections of the mixed-type curves, and we call them *inflections* for short.

3. Pedal Curves of the Mixed-Type Curves in \mathbb{R}_1^2

The pedal curves of the regular curves in \mathbb{R}^2 are widely studied. As for the regular curves in \mathbb{R}_1^2 , the pedal curves of them are defined similarly. They are always given by the pseudo-orthogonal projection of a fixed point on the tangent lines of the base curves. Therefore, the definitions of pedal curves of the regular non-lightlike curves are given as follows.

Definition 2. Let $\rho : I \rightarrow \mathbb{R}_1^2$ be a regular non-lightlike curve and Q be a point in \mathbb{R}_1^2 . Then, the pedal curve $Pe(\rho)(t)$ of the base curve $\rho(t)$ is given by

$$Pe(\rho)(t) = \rho(t) + \frac{\langle Q - \rho(t), \dot{\rho}(t) \rangle}{\langle \dot{\rho}(t), \dot{\rho}(t) \rangle} \dot{\rho}(t). \tag{2}$$

It is obvious that the pedal curve of a non-lightlike curve with the lightcone frame $\{\mathbb{L}^+, \mathbb{L}^-\}$ and the lightlike tangential data (α, β) is

$$Pe(\rho)(t) = \rho(t) - \frac{\langle Q - \rho(t), \alpha(t)\mathbb{L}^+ + \beta(t)\mathbb{L}^- \rangle}{4\alpha(t)\beta(t)} (\alpha(t)\mathbb{L}^+ + \beta(t)\mathbb{L}^-). \tag{3}$$

Let $\rho : I \rightarrow \mathbb{R}_1^2$ be a regular mixed-type curve. Since $\langle \dot{\rho}(t_0), \dot{\rho}(t_0) \rangle = 0$ when $\rho(t_0)$ is a lightlike point, it is probably not always possible to define a pedal curve of a mixed type curve. In fact, if Q coincides with the lightlike point or Q is on the tangent line of the lightlike point, we can define the pedal curve $Pe(\rho) : I \rightarrow \mathbb{R}_1^2$ of ρ with the lightcone frame $\{\mathbb{L}^+, \mathbb{L}^-\}$ and the lightlike tangential data (α, β) by Formula (3).

When $\rho(t_0)$ is a non-lightlike point, $Pe(\rho)(t_0)$ satisfies Formula (3), obviously.

When $\rho(t_0)$ is a lightlike point, $\alpha(t_0)\beta(t_0) = 0$, and we suppose that Q coincides with the lightlike point or Q is on the tangent line of the lightlike point. In these cases, Formula (3) also holds, and in the following, we discuss the specific forms of $Pe(\rho)(t_0)$.

If $\rho(t)$ is non-lightlike, by direct calculation,

$$Pe(\rho)(t) = \rho(t) - \left(\frac{\alpha(t)}{4\beta(t)}\langle Q - \rho(t), \mathbb{L}^+ \rangle + \frac{1}{4}\langle Q - \rho(t), \mathbb{L}^- \rangle\right)\mathbb{L}^+ - \left(\frac{1}{4}\langle Q - \rho(t), \mathbb{L}^+ \rangle + \frac{\beta(t)}{4\alpha(t)}\langle Q - \rho(t), \mathbb{L}^- \rangle\right)\mathbb{L}^-.$$

If $\rho(t_0)$ is a lightlike point. Firstly, suppose that $\alpha(t_0) \neq 0$ and $\beta(t_0) = 0$, then Q coincides with the lightlike point or Q is on the tangent line of the lightlike point is exactly $\langle Q - \rho(t_0), \mathbb{L}^+ \rangle = 0$. In this case, we define $\frac{\alpha(t_0)\langle Q - \rho(t_0), \mathbb{L}^+ \rangle}{\beta(t_0)}$ as $\lim_{t \rightarrow t_0} \frac{\alpha(t)\langle Q - \rho(t), \mathbb{L}^+ \rangle}{\beta(t)}$.

Then, we can find that

$$\begin{aligned} \frac{\alpha(t_0)\langle Q - \rho(t_0), \mathbb{L}^+ \rangle}{\beta(t_0)} &= \lim_{t \rightarrow t_0} \frac{\alpha(t)\langle Q - \rho(t), \mathbb{L}^+ \rangle}{\beta(t)} \\ &= \lim_{t \rightarrow t_0} \frac{\dot{\alpha}(t)\langle Q - \rho(t), \mathbb{L}^+ \rangle + \alpha(t)\langle -\alpha(t)\mathbb{L}^+ - \beta(t)\mathbb{L}^-, \mathbb{L}^+ \rangle}{\dot{\beta}(t)} \\ &= \lim_{t \rightarrow t_0} \frac{\dot{\alpha}(t)\langle Q - \rho(t), \mathbb{L}^+ \rangle + 2\alpha(t)\beta(t)}{\dot{\beta}(t)}. \end{aligned}$$

If $\rho(t_0)$ is not an inflection, $\dot{\beta}(t_0) \neq 0$, then

$$\frac{\alpha(t_0)\langle Q - \rho(t_0), \mathbb{L}^+ \rangle}{\beta(t_0)} = 0.$$

If $\rho(t_0)$ is an inflection, we have

$$\dot{\alpha}(t_0)\beta(t_0) - \alpha(t_0)\dot{\beta}(t_0) = 0$$

and

$$\ddot{\alpha}(t_0)\beta(t_0) - \alpha(t_0)\ddot{\beta}(t_0) \neq 0.$$

Since $\dot{\beta}(t_0) = 0$, we can find that $\ddot{\beta}(t_0) \neq 0$. Continue to calculate and we can get

$$\begin{aligned} &\frac{\alpha(t_0)\langle Q - \rho(t_0), \mathbb{L}^+ \rangle}{\beta(t_0)} \\ &= \lim_{t \rightarrow t_0} \frac{\alpha(t)\langle Q - \rho(t), \mathbb{L}^+ \rangle}{\beta(t)} \\ &= \lim_{t \rightarrow t_0} \frac{\ddot{\alpha}(t)\langle Q - \rho(t), \mathbb{L}^+ \rangle + 2\dot{\alpha}(t)\langle -\alpha(t)\mathbb{L}^+ - \beta(t)\mathbb{L}^-, \mathbb{L}^+ \rangle + \alpha(t)\langle -\dot{\alpha}(t)\mathbb{L}^+ - \dot{\beta}(t)\mathbb{L}^-, \mathbb{L}^+ \rangle}{\ddot{\beta}(t)} \\ &= 0. \end{aligned}$$

Therefore, when $\langle Q - \rho(t_0), \mathbb{L}^+ \rangle = 0$, $\frac{\alpha(t_0)\langle Q - \rho(t_0), \mathbb{L}^+ \rangle}{\beta(t_0)}$ is always equal to 0.

By the above calculation, we can define $Pe(\rho)(t_0)$ as $\lim_{t \rightarrow t_0} Pe(\rho)(t)$. To sum up, if Q coincides with $\rho(t_0)$, then $\langle Q - \rho(t_0), \mathbb{L}^+ \rangle = \langle Q - \rho(t_0), \mathbb{L}^- \rangle = 0$, $Pe(\rho)(t_0)$ is given by

$$Pe(\rho)(t_0) = \lim_{t \rightarrow t_0} Pe(\rho)(t) = \rho(t_0).$$

If Q is on the tangent line of $\rho(t_0)$, then $\langle Q - \rho(t_0), \mathbb{L}^- \rangle \neq 0$, $Pe(\rho)(t_0)$ is given by

$$Pe(\rho)(t_0) = \lim_{t \rightarrow t_0} Pe(\rho)(t) = \rho(t_0) - \frac{1}{4} \langle Q - \rho(t_0), \mathbb{L}^- \rangle \mathbb{L}^+.$$

As for the condition of $\alpha(t_0) = 0$ and $\beta(t_0) \neq 0$, in this case Q coincides with the lightlike point or Q is on the tangent line of the lightlike point refers to $\langle Q - \rho(t), \mathbb{L}^- \rangle = 0$, similarly we can find that:

If Q coincides with $\rho(t_0)$, then $Pe(\rho)(t_0)$ is given by

$$Pe(\rho)(t_0) = \lim_{t \rightarrow t_0} Pe(\rho)(t) = \rho(t_0).$$

If Q is on the tangent line of $\rho(t_0)$, then $Pe(\rho)(t_0)$ is given by

$$Pe(\rho)(t_0) = \lim_{t \rightarrow t_0} Pe(\rho)(t) = \rho(t_0) - \frac{1}{4} \langle Q - \rho(t_0), \mathbb{L}^+ \rangle \mathbb{L}^-.$$

Remark 3. Let $\rho : I \rightarrow \mathbb{R}_1^2$ be a regular mixed-type curve and Q be a point in \mathbb{R}_1^2 . $Pe(\rho) : I \rightarrow \mathbb{R}_1^2$ is the pedal curve of ρ . Suppose that $\rho(t_0)$ is a lightlike point, if Q is neither coincident with $\rho(t_0)$ nor on the tangent line of $\rho(t_0)$, then when t approaches to t_0 , $\frac{\langle Q - \rho(t), \alpha(t)\mathbb{L}^+ + \beta(t)\mathbb{L}^- \rangle}{4\alpha(t)\beta(t)}$ goes to infinity. Since one of $\alpha(t_0)$ and $\beta(t_0)$ is equal to 0, $Pe(\rho)(t_0)$ asymptotic with lightlike line of \mathbb{L}^+ or \mathbb{L}^- . Specifically, when $\langle Q - \rho(t), \mathbb{L}^+ \rangle \neq 0$, since $\lim_{t \rightarrow t_0} \frac{\alpha(t)\langle Q - \rho(t), \mathbb{L}^+ \rangle}{\beta(t)} = \infty$, $Pe(\rho)(t_0)$ asymptotic with lightlike line along the positive or negative direction of \mathbb{L}^+ . Similarly, when $\langle Q - \rho(t), \mathbb{L}^- \rangle \neq 0$, $Pe(\rho)(t_0)$ asymptotic with lightlike line along the positive or negative direction of \mathbb{L}^- . We can see the relevant examples in Section 4.

Considering when the pedal curves of the regular mixed-type curves have singular points, we have following conclusions.

Theorem 1. Let $\rho : I \rightarrow \mathbb{R}_1^2$ be a regular mixed-type curve and Q be a point in \mathbb{R}_1^2 . $Pe(\rho) : I \rightarrow \mathbb{R}_1^2$ is the pedal curve of ρ . Then

- (1) if $\rho(t_0)$ is a non-lightlike point, then $Pe(\rho)(t_0)$ is a singular point if and only if one of the following conditions occur:
 - (i) $\rho(t_0)$ is an inflection but Q is not coincides with $\rho(t_0)$;
 - (ii) $\rho(t_0)$ is not an inflection, but Q coincides with $\rho(t_0)$;
 - (iii) $\rho(t_0)$ is an inflection and Q coincides with $\rho(t_0)$.
- (2) if $\rho(t_0)$ is a lightlike point, and Q coincides with $\rho(t_0)$ or Q is on the tangent line of $\rho(t_0)$, then $Pe(\rho)(t_0)$ is regular.

Proof. As the pedal curve of the mixed-type curve $\rho(t)$ is given by the formula (3), by direct calculation, we can get

$$\dot{Pe}(\rho)(t) = -\frac{\dot{\alpha}(t)\beta(t) - \alpha(t)\dot{\beta}(t)}{4\beta^2(t)} \langle Q - \rho(t), \mathbb{L}^+ \rangle \mathbb{L}^+ + \frac{\dot{\alpha}(t)\beta(t) - \alpha(t)\dot{\beta}(t)}{4\alpha^2(t)} \langle Q - \rho(t), \mathbb{L}^- \rangle \mathbb{L}^-. \tag{4}$$

When $\rho(t_0)$ is a non-lightlike point, $\dot{Pe}(\rho)(t_0) = 0$ if and only if

$$-\frac{\dot{\alpha}(t_0)\beta(t_0) - \alpha(t_0)\dot{\beta}(t_0)}{4\beta^2(t_0)} \langle Q - \rho(t_0), \mathbb{L}^+ \rangle = 0$$

and

$$\frac{\dot{\alpha}(t_0)\beta(t_0) - \alpha(t_0)\dot{\beta}(t_0)}{4\alpha^2(t_0)} \langle Q - \rho(t_0), \mathbb{L}^- \rangle = 0.$$

Specifically,

- (i) $\dot{\alpha}(t_0)\beta(t_0) - \alpha(t_0)\dot{\beta}(t_0) = 0$ but $Q - \rho(t_0) \neq 0$ if and only if $\rho(t_0)$ is an inflection, but Q is not coincides with $\rho(t_0)$;
- (ii) $\dot{\alpha}(t_0)\beta(t_0) - \alpha(t_0)\dot{\beta}(t_0) \neq 0$ but $Q - \rho(t_0) = 0$ if and only if $\rho(t_0)$ is not an inflection, but Q coincides with $\rho(t_0)$;
- (iii) $\dot{\alpha}(t_0)\beta(t_0) - \alpha(t_0)\dot{\beta}(t_0) = 0$ and $Q - \rho(t_0) = 0$ if and only if $\rho(t_0)$ is an inflection and Q coincides with $\rho(t_0)$.

Following that, we consider the condition when $\rho(t_0)$ is a lightlike point. First, we suppose that $\alpha(t_0) \neq 0, \beta(t_0) = 0$. Since $\beta(t_0) = 0$, we cannot calculate $-\frac{\dot{\alpha}(t_0)\beta(t_0) - \alpha(t_0)\dot{\beta}(t_0)}{4\beta^2(t_0)} \langle Q - \rho(t_0), \mathbb{L}^+ \rangle \mathbb{L}^+$. When $\langle Q - \rho(t), \mathbb{L}^+ \rangle \neq 0$, we have known that $Pe(\rho)(t_0)$ is asymptotic with lightlike line along the positive or negative direction of \mathbb{L}^+ . So we consider the condition that $\langle Q - \rho(t_0), \mathbb{L}^+ \rangle = 0$.

First we suppose that $\rho(t_0)$ is not an inflection of $\rho(t)$, then $\dot{\alpha}(t_0)\beta(t_0) - \alpha(t_0)\dot{\beta}(t_0) \neq 0$. Since $\langle Q - \rho(t_0), \mathbb{L}^+ \rangle = 0$, we can find that

$$\lim_{t \rightarrow t_0} \frac{\langle Q - \rho(t), \mathbb{L}^+ \rangle}{\beta^2(t)} = \frac{1}{\dot{\beta}(t_0)}.$$

As $\dot{\alpha}(t_0)\beta(t_0) - \alpha(t_0)\dot{\beta}(t_0) \neq 0, \beta(t_0) = 0$ and $\alpha(t_0) \neq 0$, we can obtain $\dot{\beta}(t_0) \neq 0$. Therefore, $Pe(\rho)(t_0)$ is a regular point.

Afterwards, we suppose that $\rho(t_0)$ is an inflection of $\rho(t)$, then $\dot{\alpha}(t_0)\beta(t_0) - \alpha(t_0)\dot{\beta}(t_0) = 0$, but $\ddot{\alpha}(t_0)\beta(t_0) - \alpha(t_0)\ddot{\beta}(t_0) \neq 0$.

Since $\langle Q - \rho(t_0), \mathbb{L}^+ \rangle = 0$, we can obtain

$$\lim_{t \rightarrow t_0} \frac{(\dot{\alpha}(t)\beta(t) - \alpha(t)\dot{\beta}(t))\langle Q - \rho(t), \mathbb{L}^+ \rangle}{\beta^2(t)} = \frac{4(\ddot{\alpha}(t_0)\beta(t_0) - \alpha(t_0)\ddot{\beta}(t_0))}{3\ddot{\beta}(t_0)}.$$

As $\ddot{\alpha}(t_0)\beta(t_0) - \alpha(t_0)\ddot{\beta}(t_0) \neq 0, \beta(t_0) = 0$ and $\alpha(t_0) \neq 0$, we can get $\ddot{\beta}(t_0) \neq 0$. Therefore,

$$\frac{4(\ddot{\alpha}(t_0)\beta(t_0) - \alpha(t_0)\ddot{\beta}(t_0))}{3\ddot{\beta}(t_0)} \neq 0,$$

$Pe(\rho)(t_0)$ is a regular point.

When $\alpha(t_0) = 0, \beta(t_0) \neq 0$ and $\langle Q - \rho(t), \mathbb{L}^- \rangle = 0$, we can get $Pe(\rho)(t_0)$ is a regular point similarly. \square

Let $\rho : I \rightarrow \mathbb{R}_1^2$ be a regular mixed-type curve and Q be a point in \mathbb{R}_1^2 . $Pe(\rho) : I \rightarrow \mathbb{R}_1^2$ is the pedal curve of ρ . If we denote $\dot{Pe}(\rho)(t) = \alpha_{Pe}(t)\mathbb{L}^+ + \beta_{Pe}(t)\mathbb{L}^-$, $\ddot{Pe}(\rho)(t) = \alpha_{Pe_1}(t)\mathbb{L}^+ + \beta_{Pe_1}(t)\mathbb{L}^-$, \dots , $Pe^{(n)}(\rho)(t) = \alpha_{Pe_{n-1}}(t)\mathbb{L}^+ + \beta_{Pe_{n-1}}(t)\mathbb{L}^-$. Then, we have the following proposition about types of the singular points of $Pe(\rho)(t)$.

Proposition 1. Let $\rho : I \rightarrow \mathbb{R}_1^2$ be a regular mixed-type curve and Q be a point in \mathbb{R}_1^2 . $Pe(\rho) : I \rightarrow \mathbb{R}_1^2$ is the pedal curve of ρ . Suppose that $Pe^{(n)}(\rho)(t)$ exists. Then, $Pe(\rho)(t_0)$ is an (n, m) -cusp if and only if

- (1) $\alpha_{Pe_{j-1}}(t_0)\beta_{Pe_{n-1}}(t_0) - \alpha_{Pe_{n-1}}(t_0)\beta_{Pe_{j-1}}(t_0) = 0$ ($j = 1, 2, \dots, m - 1$),
- (2) $\alpha_{Pe_{m-1}}(t_0)\beta_{Pe_{n-1}}(t_0) - \alpha_{Pe_{n-1}}(t_0)\beta_{Pe_{m-1}}(t_0) \neq 0$.

We have given the definition of (n, m) -cusp in [19]. According to the conclusion in [19], we can obtain Proposition 1 directly.

Proposition 2. Let $\rho : I \rightarrow \mathbb{R}_1^2$ be a regular mixed-type curve and Q be a point in \mathbb{R}_1^2 . $Pe(\rho) : I \rightarrow \mathbb{R}_1^2$ is the pedal curve of ρ . Suppose that Q is on the tangent line of $\rho(t_0)$.

- (1) If $\rho(t_0)$ is a non-lightlike point, then $Pe(\rho)(t_0)$ coincides with Q ;
- (2) If $\rho(t_0)$ is a lightlike point, then $Pe(\rho)(t_0)$ is not coincident with Q .

Proof. Since the pedal curve of the mixed-type curve $\rho(t)$ is given by formula (3).

Suppose that Q is on the tangent line of $\rho(t_0)$, then we have $Q - \rho(t_0)$ and $\alpha(t_0)\mathbb{L}^+ + \beta(t_0)\mathbb{L}^-$ are linearly dependent.

If $\rho(t_0)$ is a non-lightlike point, then there exists $\lambda \in \mathbb{R}$, such that

$$Q - \rho(t_0) = \lambda(\alpha(t_0)\mathbb{L}^+ + \beta(t_0)\mathbb{L}^-).$$

We can obtain

$$\begin{aligned} Pe(\rho)(t_0) &= \rho(t_0) - \lambda \frac{\langle \alpha(t_0)\mathbb{L}^+ + \beta(t_0)\mathbb{L}^-, \alpha(t_0)\mathbb{L}^+ + \beta(t_0)\mathbb{L}^- \rangle}{4\alpha(t_0)\beta(t_0)} (\alpha(t_0)\mathbb{L}^+ + \beta(t_0)\mathbb{L}^-) \\ &= \rho(t_0) - \lambda \frac{-4\alpha(t_0)\beta(t_0)}{4\alpha(t_0)\beta(t_0)} (\alpha(t_0)\mathbb{L}^+ + \beta(t_0)\mathbb{L}^-) \\ &= \rho(t_0) + \lambda(\alpha(t_0)\mathbb{L}^+ + \beta(t_0)\mathbb{L}^-) \\ &= Q. \end{aligned}$$

Therefore, $Pe(\rho)(t_0)$ coincides with Q .

If $\rho(t_0)$ is a lightlike point, we have know that when $\alpha(t_0) \neq 0$ and $\beta(t_0) = 0$,

$$Pe(\rho)(t_0) = \rho(t_0) - \frac{1}{4} \langle Q - \rho(t_0), \mathbb{L}^- \rangle \mathbb{L}^+;$$

when $\alpha(t_0) = 0$ and $\beta(t_0) \neq 0$,

$$Pe(\rho)(t_0) = \rho(t_0) - \frac{1}{4} \langle Q - \rho(t_0), \mathbb{L}^+ \rangle \mathbb{L}^-.$$

Thus, $Pe(\rho)(t_0)$ is not coincident with Q . \square

Then, we investigate the type of points of the pedal curve of the mixed-type curve in \mathbb{R}_1^2 and the following proposition can be obtained.

Proposition 3. Let $\rho : I \rightarrow \mathbb{R}_1^2$ be a regular mixed-type curve and Q be a point in \mathbb{R}_1^2 . $Pe(\rho) : I \rightarrow \mathbb{R}_1^2$ is the pedal curve of ρ . If $Pe(\rho)(t_0)$ is regular, then

- (1) When $\rho(t_0)$ is non-lightlike, $Pe(\rho)(t_0)$ is a spacelike point if and only if $\langle Q - \rho(t_0), \mathbb{L}^+ \rangle \langle Q - \rho(t_0), \mathbb{L}^- \rangle > 0$.
- (2) When $\rho(t_0)$ is non-lightlike, $Pe(\rho)(t_0)$ is a timelike point if and only if $\langle Q - \rho(t_0), \mathbb{L}^+ \rangle \langle Q - \rho(t_0), \mathbb{L}^- \rangle < 0$.
- (3) When $\rho(t_0)$ is non-lightlike, $Pe(\rho)(t_0)$ is a lightlike point if and only if $\langle Q - \rho(t_0), \mathbb{L}^+ \rangle \langle Q - \rho(t_0), \mathbb{L}^- \rangle = 0$.
- (4) When $\rho(t_0)$ is lightlike, $\alpha(t_0) \neq 0, \beta(t_0) = 0$ and $\langle Q - \rho(t_0), \mathbb{L}^+ \rangle = 0$,
 - (i) suppose that $\rho(t_0)$ is not the inflection of ρ ,
 - (a) $Pe(\rho)(t_0)$ is a lightlike point if and only if Q coincides with $\rho(t_0)$;
 - (b) $Pe(\rho)(t_0)$ is a non-lightlike point if and only if Q is on the tangent line of $\rho(t_0)$. Moreover, $Pe(\rho)(t_0)$ is spacelike (or, timelike) if and only if $\langle Q - \rho(t_0), \mathbb{L}^- \rangle \dot{\beta}(t_0) > 0$ (or, $\langle Q - \rho(t_0), \mathbb{L}^- \rangle \dot{\beta}(t_0) < 0$).
 - (ii) suppose that $\rho(t_0)$ is an inflection of ρ , $Pe(\rho)(t_0)$ is always lightlike.
- (5) When $\rho(t_0)$ is lightlike, $\alpha(t_0) = 0, \beta(t_0) \neq 0$ and $\langle Q - \rho(t_0), \mathbb{L}^- \rangle = 0$,
 - (i) suppose that $\rho(t_0)$ is not the inflection of ρ ,
 - (a) $Pe(\rho)(t_0)$ is a lightlike point if and only if Q coincides with $\rho(t_0)$;
 - (b) $Pe(\rho)(t_0)$ is a non-lightlike point if and only if Q is on the tangent line of $\rho(t_0)$. Moreover, $Pe(\rho)(t_0)$ is spacelike (or, timelike) if and only if $\langle Q - \rho(t_0), \mathbb{L}^+ \rangle \dot{\alpha}(t_0) > 0$ (or, $\langle Q - \rho(t_0), \mathbb{L}^+ \rangle \dot{\alpha}(t_0) < 0$).
 - (ii) suppose that $\rho(t_0)$ is an inflection of ρ , $Pe(\rho)(t_0)$ is always lightlike.

Proof. Since $\dot{P}e(\rho)(t)$ is given by formula (4), we can calculate that

$$\langle \dot{P}e(\rho)(t), \dot{P}e(\rho)(t) \rangle = \frac{(\dot{\alpha}(t)\beta(t) - \alpha(t)\dot{\beta}(t))^2}{4\alpha^2(t)\beta^2(t)} \langle \mathbf{Q} - \rho(t), \mathbb{L}^+ \rangle \langle \mathbf{Q} - \rho(t), \mathbb{L}^- \rangle.$$

When $\rho(t_0)$ is a non-lighlike point, the type of $Pe(\rho)(t_0)$ can be easily obtained.

When $\rho(t_0)$ is a lighlike point, by the proof of Theorem 1, we can get the conclusion. \square

4. Examples

We would like to present the characteristics of the pedal curve of the regular mixed-type curve, especially at the lightlike point of the base curve, by the following three examples.

Example 1. Let

$$\rho(t) = (2 \cos t, \frac{2\sqrt{3}}{3} \sin t).$$

When $t_0 = \frac{5}{6}\pi$, $\rho(t_0)$ is a lightlike point. See the blue curve in Figure 1.

If $\mathbf{Q} = (0, 0)$, then $\langle \mathbf{Q} - \rho(t_0), \mathbb{L}^+ \rangle \neq 0$, the pedal curve of $\rho(t)$ is

$$Pe(\rho)(t) = (\frac{2 \cos t}{\cos^2 t - 3 \sin^2 t}, \frac{-2\sqrt{3} \sin t}{\cos^2 t - 3 \sin^2 t}).$$

In this case, $Pe(\rho)(t_0)$ is asymptotic with lightlike line along the positive and negative direction of \mathbb{L}^+ . See the green curve in Figure 1.

If $\mathbf{Q} = (-\sqrt{3}, \frac{\sqrt{3}}{3})$, then \mathbf{Q} coincides with $\rho(t_0)$, the pedal curve of $\rho(t)$ is

$$Pe(\rho)(t) = (\frac{2 \cos t + 3\sqrt{3} \sin^2 t - \sin t \cos t}{\cos^2 t - 3 \sin^2 t}, \frac{-6\sqrt{3} \sin t - 9 \sin t \cos t + \sqrt{3} \cos^2 t}{3 \cos^2 t - 9 \sin^2 t}).$$

In this case, $Pe(\rho)(t_0)$ is a lightlike point. See the orange dashed curve in Figure 1.

If $\mathbf{Q} = (0, \frac{4\sqrt{3}}{3})$, then \mathbf{Q} is on the tangent line of $\rho(t_0)$, the pedal curve of $\rho(t)$ is

$$Pe(\rho)(t) = (\frac{2 \cos t - 4 \sin t \cos t}{\cos^2 t - 3 \sin^2 t}, \frac{-6\sqrt{3} \sin t + 4\sqrt{3} \cos^2 t}{3 \cos^2 t - 9 \sin^2 t}).$$

In this case, $Pe(\rho)(t_0)$ is a timelike point. See the red dashed curve in Figure 1.

Example 2. Let

$$\rho(t) = (t, t^2).$$

When $t_0 = \frac{1}{2}$, $\rho(t_0)$ is a lightlike point. See the blue curve in Figure 2.

If $\mathbf{Q} = (0, 0)$, then $\langle \mathbf{Q} - \rho(t_0), \mathbb{L}^+ \rangle \neq 0$, the pedal curve of $\rho(t)$ is

$$Pe(\rho)(t) = (\frac{2t^3}{4t^2 - 1}, \frac{t^2}{4t^2 - 1}).$$

In this case, $Pe(\rho)(t_0)$ is asymptotic with lightlike line along the positive and negative direction of \mathbb{L}^+ . See the green curve in Figure 2.

If $\mathbf{Q} = (\frac{1}{2}, \frac{1}{4})$, then \mathbf{Q} coincides with $\rho(t_0)$, the pedal curve of $\rho(t)$ is

$$Pe(\rho)(t) = (\frac{2t^2 + t + 1}{4t + 2}, \frac{t}{2t + 1}).$$

In this case, $Pe(\rho)(t_0)$ is a lightlike point. See the orange dashed curve in Figure 2.

If $Q = (1, \frac{3}{4})$, then Q is on the tangent line of $\rho(t_0)$, the pedal curve of $\rho(t)$ is

$$Pe(\rho)(t) = (\frac{2t^2 + t + 2}{4t + 2}, \frac{2t}{2t + 1}).$$

In this case, $Pe(\rho)(t_0)$ is a spacelike point. See the red dashed curve in Figure 2.

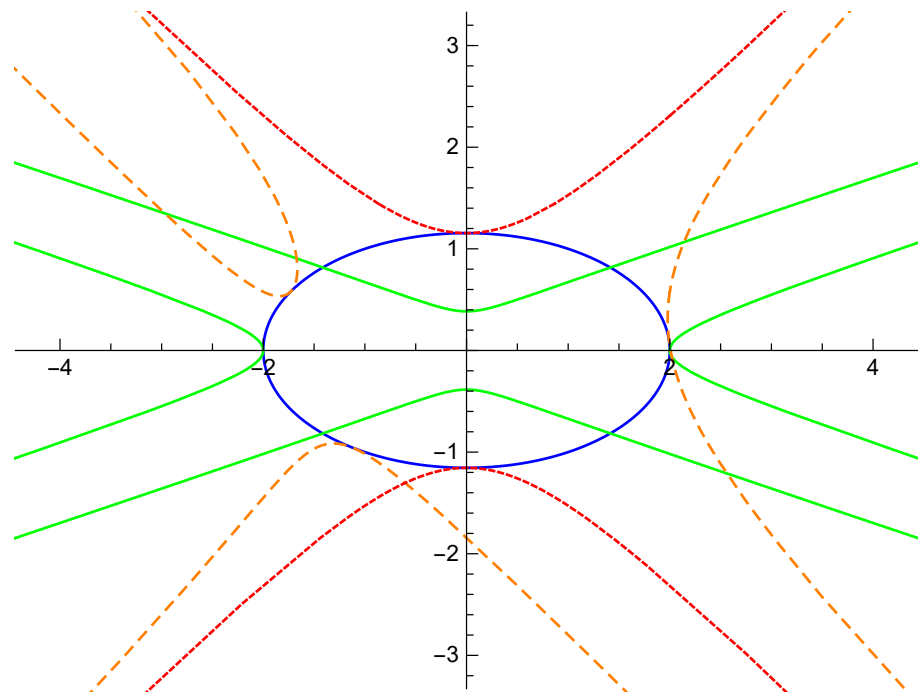


Figure 1. The mixed-type curve (blue) and the pedal curves of it.

Example 3. Let

$$\rho(t) = (t, t^3 + t).$$

When $t_0 = 0$, $\rho(t_0)$ is a lightlike point and it is also an inflection. See the blue curve in Figure 3.

If $Q = (1, 2)$, then $\langle Q - \rho(t_0), \mathbb{L}^+ \rangle \neq 0$, the pedal curve of $\rho(t)$ is

$$Pe(\rho)(t) = (\frac{6t^5 + 2t^3 + 6t^2 + 1}{9t^4 + 6t^2}, \frac{18t^4 + 2t^3 + 9t^2 + 1}{9t^4 + 6t^2}).$$

In this case $Pe(\rho)(t_0)$ is asymptotic with lightlike line along the positive and negative direction of \mathbb{L}^+ . See the green curve in Figure 3.

If $Q = (0, 0)$, then Q coincides with $\rho(t_0)$, the pedal curve of $\rho(t)$ is

$$Pe(\rho)(t) = (\frac{6t^3 + 2t}{9t^2 + 6}, \frac{2t}{9t^2 + 6}).$$

In this case, $Pe(\rho)(t_0)$ is a lightlike point. See the orange dashed curve in Figure 3.

If $Q = (1, 1)$, then Q is on the tangent line of $\rho(t_0)$, the pedal curve of $\rho(t)$ is

$$Pe(\rho)(t) = (\frac{6t^3 + 2t + 3}{9t^2 + 6}, \frac{9t^2 + 2t + 3}{9t^2 + 6}).$$

In this case $Pe(\rho)(t_0)$ is a lightlike point. See the red dashed curve in Figure 3.

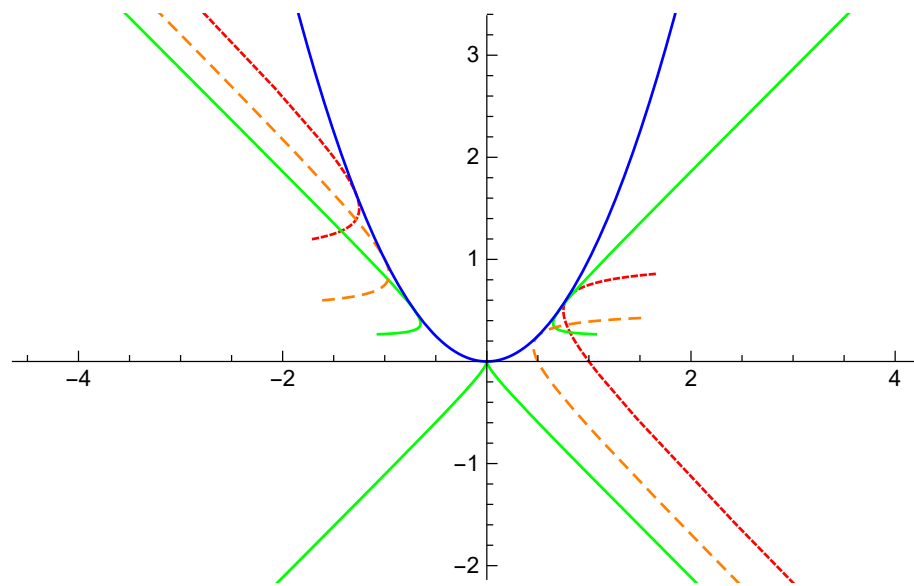


Figure 2. The mixed-type curve (blue) and the pedal curves of it.

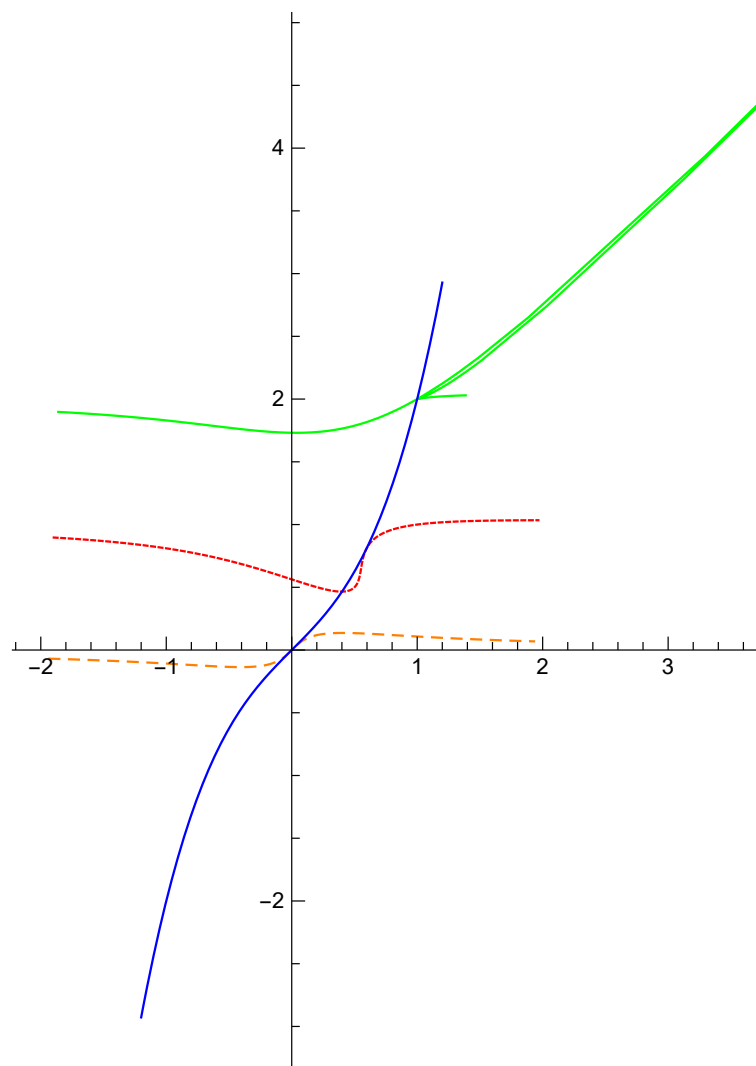


Figure 3. The mixed-type curve (blue) and the pedal curves of it.

Author Contributions: Writing—original draft preparation, X.Z.; writing—review and editing, D.P.; funding acquisition, D.P. All authors have read and agreed to the published version of the manuscript.

Funding: This research was funded by the National Natural Science Foundation of China grant number 11671070.

Institutional Review Board Statement: Not applicable.

Informed Consent Statement: Not applicable.

Data Availability Statement: Not applicable.

Acknowledgments: The authors would like to thank the referees for helpful comments to improve the original paper.

Conflicts of Interest: The authors declare no conflict of interest.

References

- Bruce, J.W.; Giblin, P.J. *Curves and Singularities: A Geometrical Introduction to Singularity Theory*; Cambridge University Press: Cambridge, UK, 1992.
- Huang, J.; Pei, D. Singular Special Curves in 3-Space Forms. *Mathematics* **2020**, *8*, 846. [[CrossRef](#)]
- Duggal, K.L.; Jin, D.H. *Null Curves and Hypersurfaces of Semi-Riemannian Manifolds*; World Scientific: Singapore, 2007.
- Sun, J. Singularity properties of null killing magnetic curves in Minkowski 3-space. *Int. J. Geom. Methods Mod. Phys.* **2020**, *17*, 2050141. [[CrossRef](#)]
- Li, Y.; Wang, Z. Lightlike tangent developables in de Sitter 3-space. *J. Geom. Phys.* **2021**, *164*, 104188. [[CrossRef](#)]
- Ersoy, S.; Tosun, M. Timelike Bertrand curves in semi-Euclidean space. *Int. J. Math. Stat.* **2013**, *14*, 78–89.
- Wang, Z.; He, M.; Jiang, Y. Dual surfaces along spacelike curves in light cone and their singularity. *Houst. J. Math.* **2019**, *45*, 1119–1151.
- Saloom, A.; Tari, F. Curves in the Minkowski plane and their contact with pseudo-circles. *Geom. Dedicata* **2012**, *159*, 109–124. [[CrossRef](#)]
- Boyacıoğlu Kalkan, Ö. On normal curves and their characterizations in Lorentzian n -space. *AIMS Math.* **2018**, *162*, 42–53. [[CrossRef](#)]
- Yıldız, Ö.G.; Tosun, M.; Karakuş, S.Ö. A note on inextensible flows of curves in \mathbb{E}^n . *Int. Electron. J. Geom.* **2020**, *5*, 3510–3524.
- Wang, Y.; Chang, Y. Mannheim curves and spherical curves. *Int. J. Geom. Methods Mod. Phys.* **2020**, *17*, 2050101. [[CrossRef](#)]
- Sun, J.; Jiang, X.; Ji, F. Geometrical Properties of the Pseudonull Hypersurfaces in Semi-Euclidean 4-Space. *Mathematics* **2021**, *9*, 1274. [[CrossRef](#)]
- Qian, J.; Yin, P.; Fu, X.; Wang, H. Representations of Rectifying Isotropic Curves and Their Centroides in Complex 3-Space. *Mathematics* **2021**, *9*, 1451. [[CrossRef](#)]
- Yıldız, Ö.G.; Tosun, M. A note on evolution of curves in the Minkowski spaces. *Adv. Appl. Clifford Algebr.* **2017**, *27*, 2873–2884. [[CrossRef](#)]
- Li, Y.; Wang, Z.; Zhao, T. Slant helix of order n and sequence of Darboux developables of principal-directional curves. *Math. Methods Appl. Sci.* **2020**, *43*, 9888–9903. [[CrossRef](#)]
- Izumiya, S.; Takeuchi, N. Evolutoids and pedaloids of plane curves. *Note Mat.* **2019**, *39*, 13–23.
- Izumiya, S.; Romero Fuster, M.C.; Takahashi, M. Evolutes of curves in the Lorentz-Minkowski plane. *Adv. Stud. Pure Math.* **2018**, *78*, 313–330.
- Liu, T.; Pei, D. Mixed-type curves and the lightcone frame in Minkowski 3-space. *Int. J. Geom. Methods Mod. Phys.* **2020**, *17*, 2050088. [[CrossRef](#)]
- Zhao, X.; Liu, T.; Pei, D.; Zhang, C. Evolutes of the (n, m) -cusp mixed-type curves in the Lorentz-Minkowski plane. *Int. J. Geom. Methods Mod. Phys.* **2021**, *18*, 2150001. [[CrossRef](#)]
- Božek, M.; Foltán, G. On singularities of arbitrary order of pedal curves. *Proc. Symp. Comput. Geom. SCG* **2012**, *21*, 22–27.
- Li, Y.; Pei, D. Pedal curves of frontals in the Euclidean plane. *Math. Methods Appl. Sci.* **2018**, *41*, 1988–1997. [[CrossRef](#)]
- Oğulcan Tuncer, O.; Ceyhan, H.; Gök, İ.; Nejat Ekmekci, F. Notes on pedal and contrapedal curves of fronts in the Euclidean plane. *Math. Methods Appl. Sci.* **2018**, *41*, 5096–5111. [[CrossRef](#)]