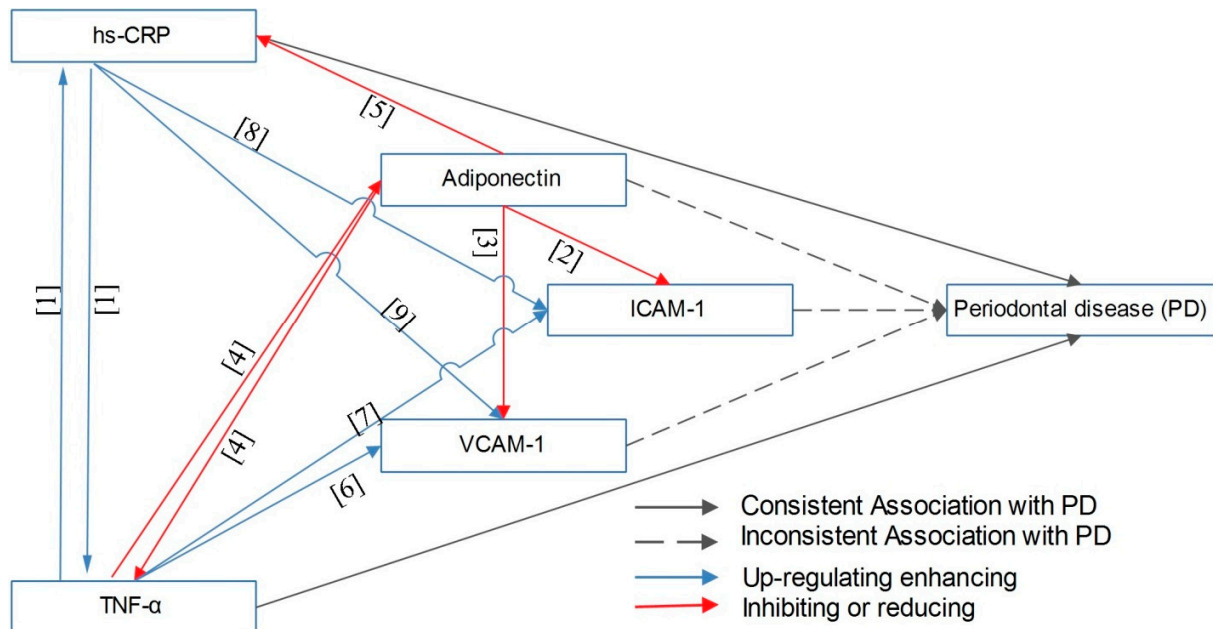


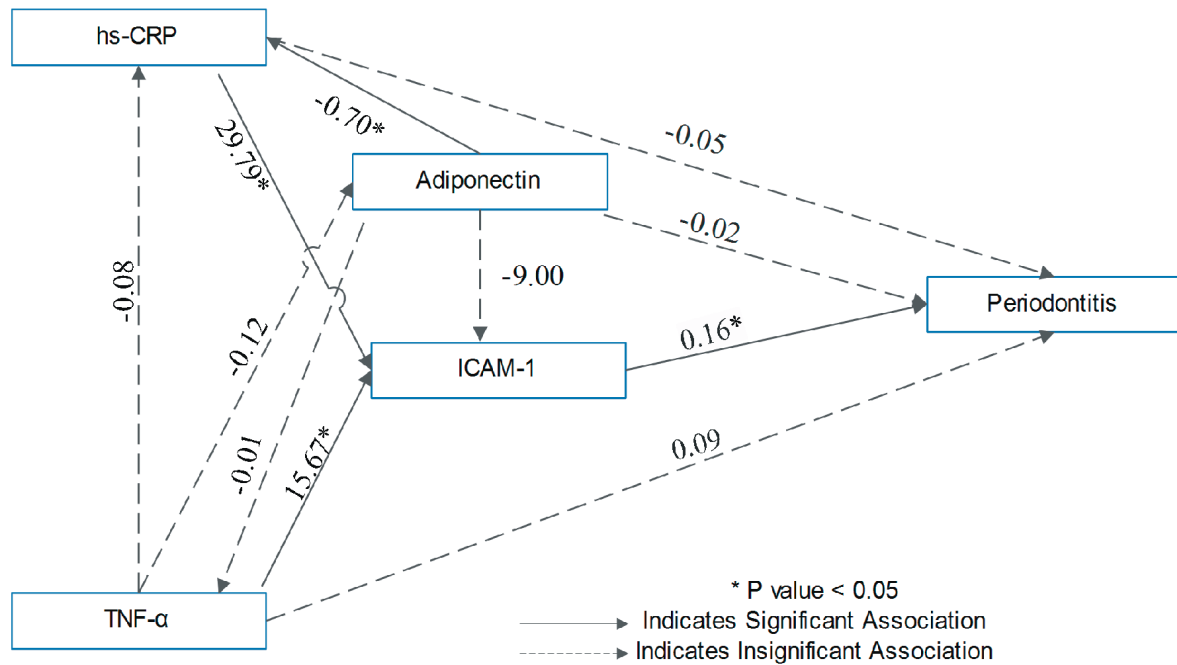
Figure S1: Diagram of theoretical interrelationship between the biomarkers and their associations with periodontal disease (PD) according to literature.



References for the network of inflammatory mediators:

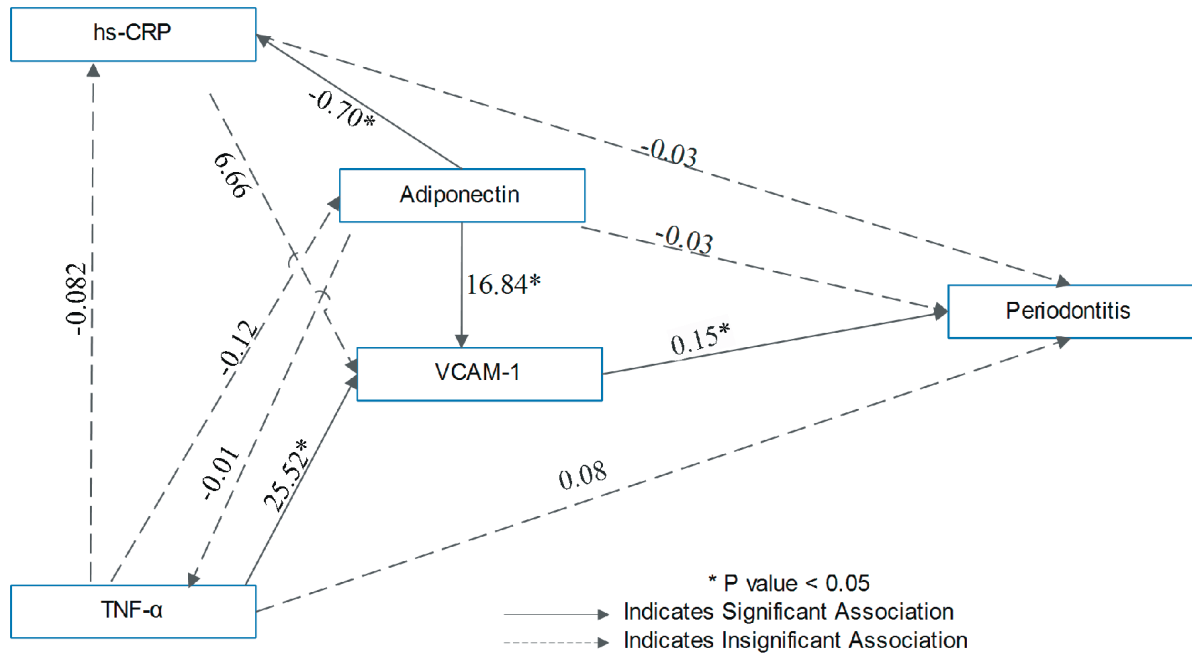
Arrows: [1] TNF- α and hs-CRP¹; [2] Adiponectin and ICAM-1²; [3] Adiponectin and VCAM-1²; [4] Adiponectin and TNF- α ^{2,3}; [5] Adiponectin and hs-CRP³; [6] TNF- α and VCAM-1⁴; [7] TNF- α and ICAM-1^{4,5}; [8] hs-CRP and ICAM-1⁶; [9] hs-CRP and VCAM-1⁶

Figure S2. Generalized structural equation (GSEM) models of the interrelationship between the biomarkers (with 1 standard deviation increase: $\beta_{\Delta=+SD}$)[†], including ICAM-1, and the outcome number of teeth with PPD ≥ 4 mm and BOP (N=597).



[†] Numbers in the figure indicates beta coefficient ($\beta_{\Delta=+SD}$) of direct association between two connected variables in reference to number of teeth with PPD ≥ 4 mm and BOP, after adjusting covariates under GSEM-negative binominal regression model.

Figure S3. Generalized structural equation (GSEM) models of the interrelationship between the biomarkers (with 1 standard deviation increase: $\beta_{\Delta=+SD}$)[†], including VCAM-1, and the outcome number of teeth with PPD ≥ 4 mm and BOP (N=597).



[†] Numbers in the figure indicates beta coefficient ($\beta_{\Delta=+SD}$) of direct association between two connected variables in reference to number of teeth with PPD ≥ 4 mm and BOP, after adjusting covariates under GSEM-negative binominal regression model.

References:

1. (a) Ebersole, J. L.; Cappelli, D., Acute-phase reactants in infections and inflammatory diseases. *Periodontology 2000* **2000**, 23, 19-49; (b) Ballou, S. P.; Lozanski, G., Induction of inflammatory cytokine release from cultured human monocytes by C-reactive protein. *Cytokine* **1992**, 4 (5), 361-8.
2. Ouchi, N.; Walsh, K., Adiponectin as an anti-inflammatory factor. *Clin Chim Acta* **2007**, 380 (1-2), 24-30.
3. Koleva, D. I.; Orbetzova, M. M.; Nikolova, J. G.; Deneva, T. I., Pathophysiological Role of Adiponectin, Leptin and Asymmetric Dimethylarginine in the Process of Atherosclerosis. *Folia Med (Plovdiv)* **2016**, 58 (4), 234-240.
4. Davies, M. J.; Gordon, J. L.; Gearing, A. J.; Pigott, R.; Woolf, N.; Katz, D.; Kyriakopoulos, A., The expression of the adhesion molecules ICAM-1, VCAM-1, PECAM, and E-selectin in human atherosclerosis. *J Pathol* 1993, 171 (3), 223-9.
5. Hosokawa, Y.; Hosokawa, I.; Ozaki, K.; Nakae, H.; Matsuo, T., Cytokines differentially regulate ICAM-1 and VCAM-1 expression on human gingival fibroblasts. *Clin Exp Immunol* 2006, 144 (3), 494-502.
6. Pasceri, V.; Willerson, J. T.; Yeh, E. T., Direct proinflammatory effect of C-reactive protein on human endothelial cells. *Circulation* 2000, 102 (18), 2165-8.