

Supplementary Materials

Immobilized TiO₂/ZnO Sensitized Copper (II) Phthalocyanine Heterostructure for the Degradation of Ibuprofen under UV Irradiation

Chukwuka BethelAnucha ^{1,*}, Ilknur Altin ^{1,*}, Emin Bacaksiz ², Ismail Degirmencioglu ¹, Tayfur Kucukomeroglu ², Salih Yilmaz ³ and Vassilis N. Stathopoulos ⁴

¹ Department of Chemistry, Karadeniz Technical University, 61080 Trabzon, Turkey; ismail61@ktu.edu.tr;

² Department of Physics, Karadeniz Technical University, 61080 Trabzon, Turkey; eminb@ktu.edu.tr (E.B.); tayfun@ktu.edu.tr (T.K.)

³ Department of Materials Engineering, Faculty of Engineering, Adana Alparslan Türkeş Science and Technology University, 01250 Adana, Turkey; slh_yilmaz@yahoo.com.tr

⁴ Laboratory of Chemistry and Materials Technology, General (Core) Department, National and Kapodistrian University of Athens, Psachna Campus, 34400 Evia, Greece; vasta@uoa.gr

* Correspondence: C.B.Anucha@ktu.edu.tr (C.B.A.); ilknurtatlidil@ktu.edu.tr (I.A.)

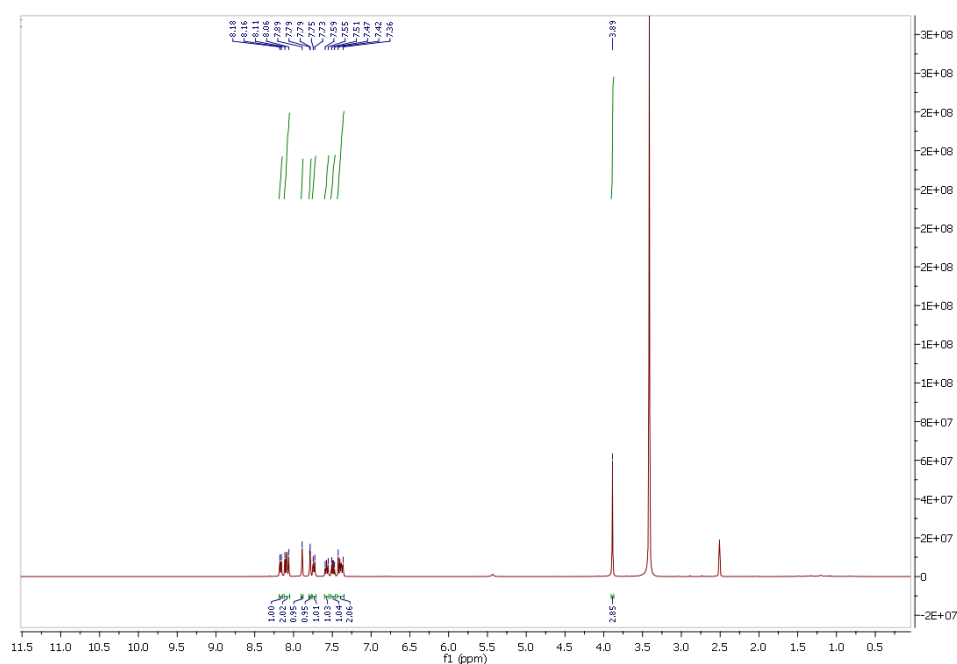


Figure S1. ¹H-NMR spectrum of compound (3) in DMSO.

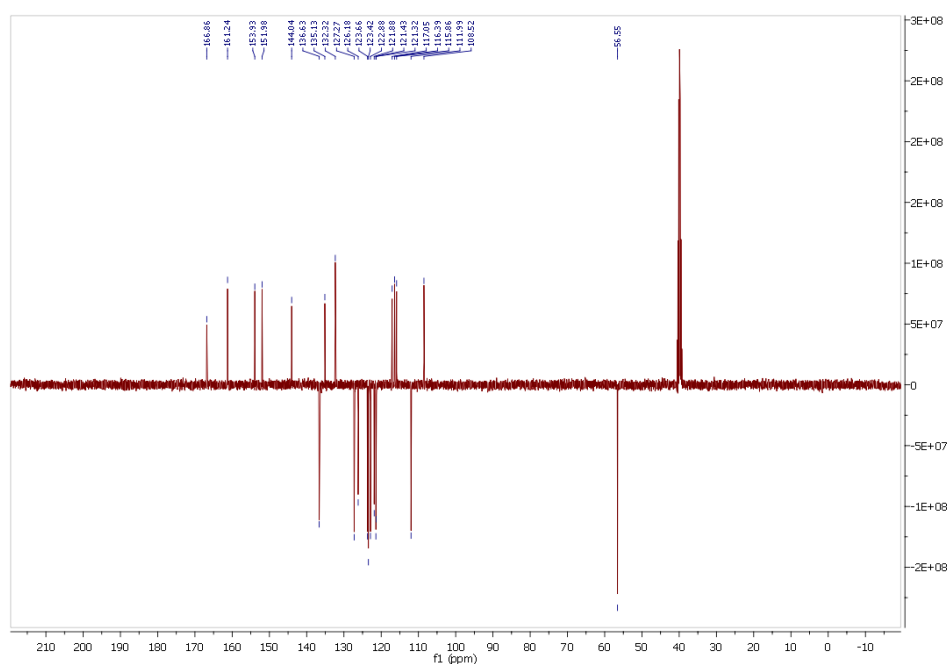


Figure S2. ¹³C-NMR spectrum of compound (3) in DMSO.

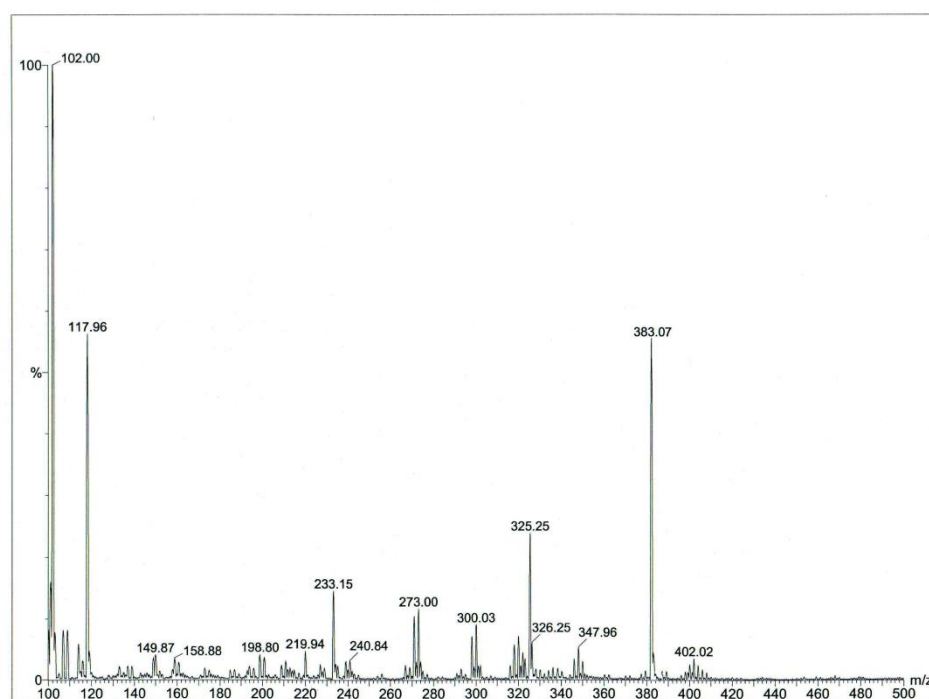


Figure S3. ESI-MS spectrum of compound (3).

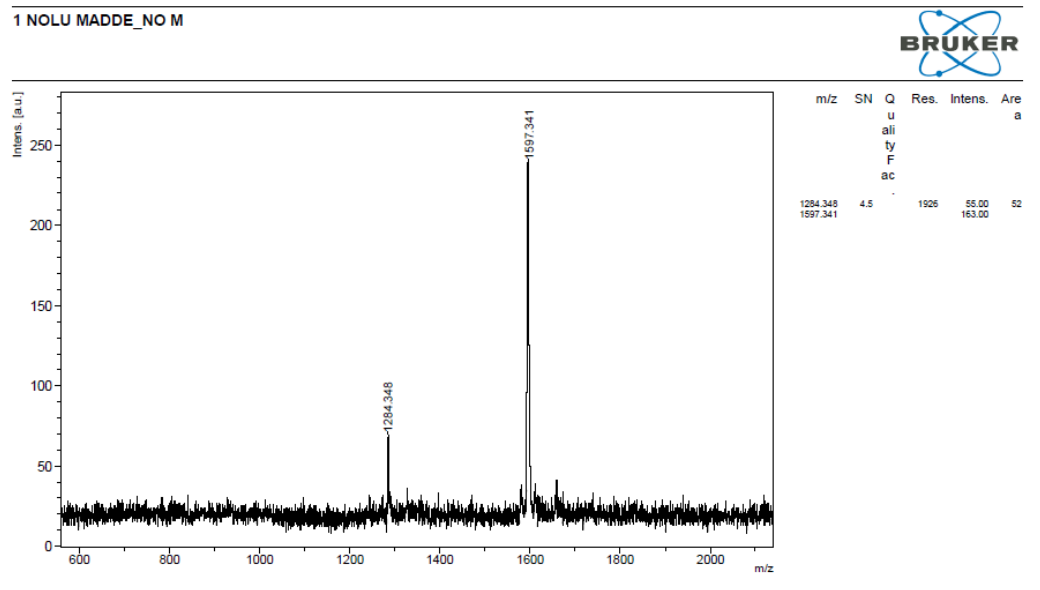


Figure S4. MALDI-MS spectrum of compound (4).

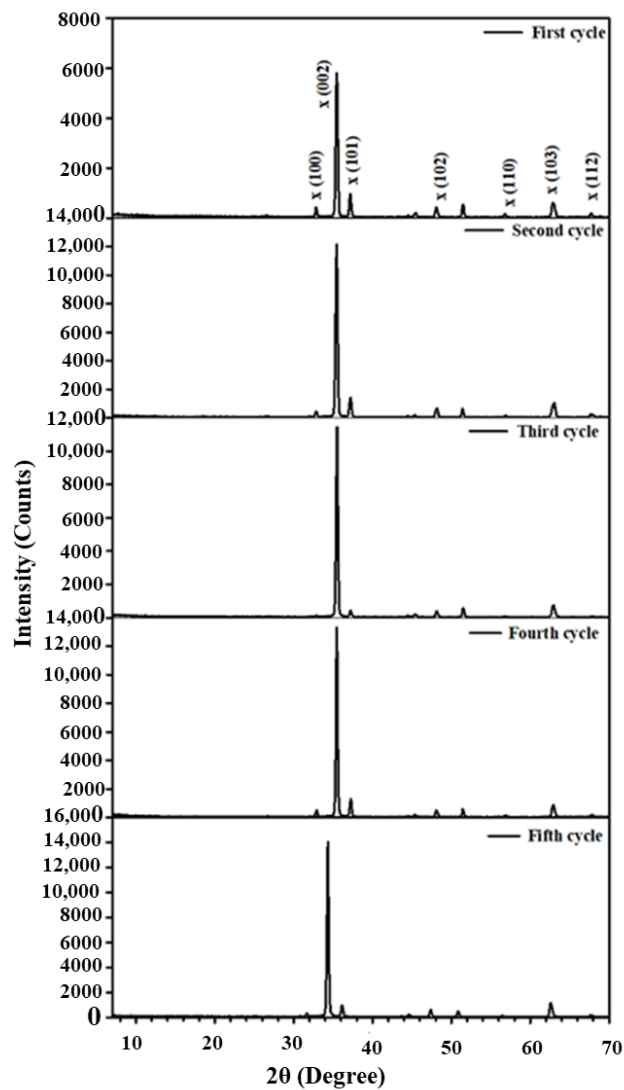


Figure S5. XRD image of TiO₂/ZnO/CuPc photocatalyst after five (5) consecutive cycle runs.

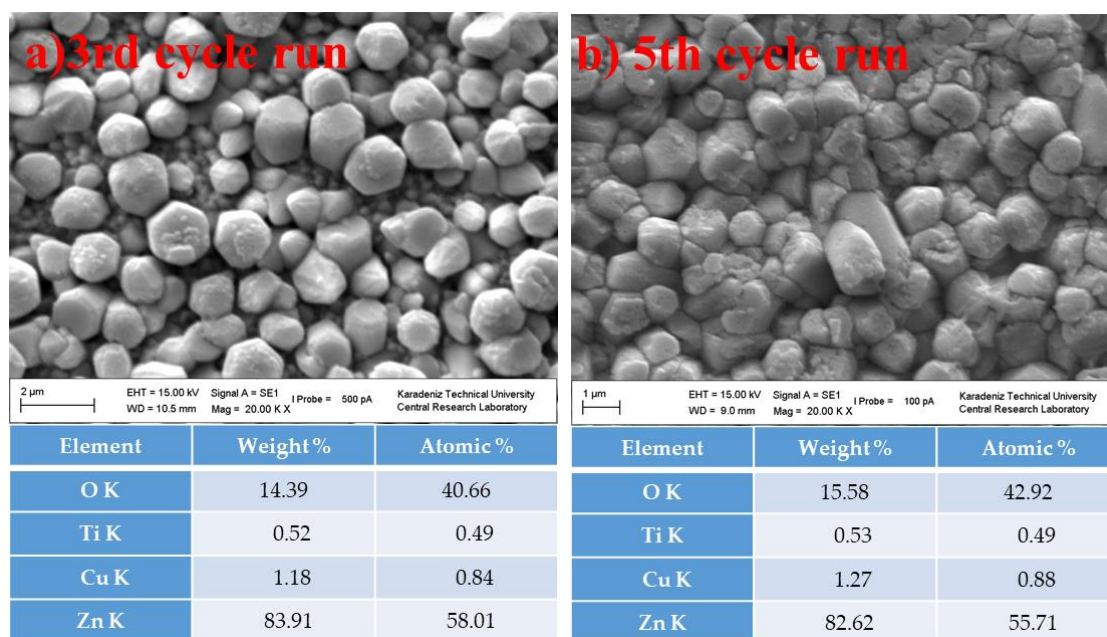


Figure S6. SEM image of TiO₂/ZnO/CuPc photocatalyst after at random selected: (a) 3rd, and (b) 5th cycle runs.