

# The Bright and Dark Sides of Reactive Oxygen Species Generated by Copper-Peptide Complexes

Urszula K. Komarnicka,\* & Monika K. Lesiów,\* & Maciej Witwicki, Alina Bieńko

Faculty of Chemistry, University of Wrocław, F. Joliot-Curie 14, 50-383 Wrocław, Poland;  
alina.bienko@chem.uni.wroc.pl; maciej.witwicki@chem.uni.wroc.pl

&First Authors

\*correspondence:

M.K.L.: monika.lesiow@chem.uni.wroc.pl;

U.K.K.: urszula.komarnicka@chem.uni.wroc.pl

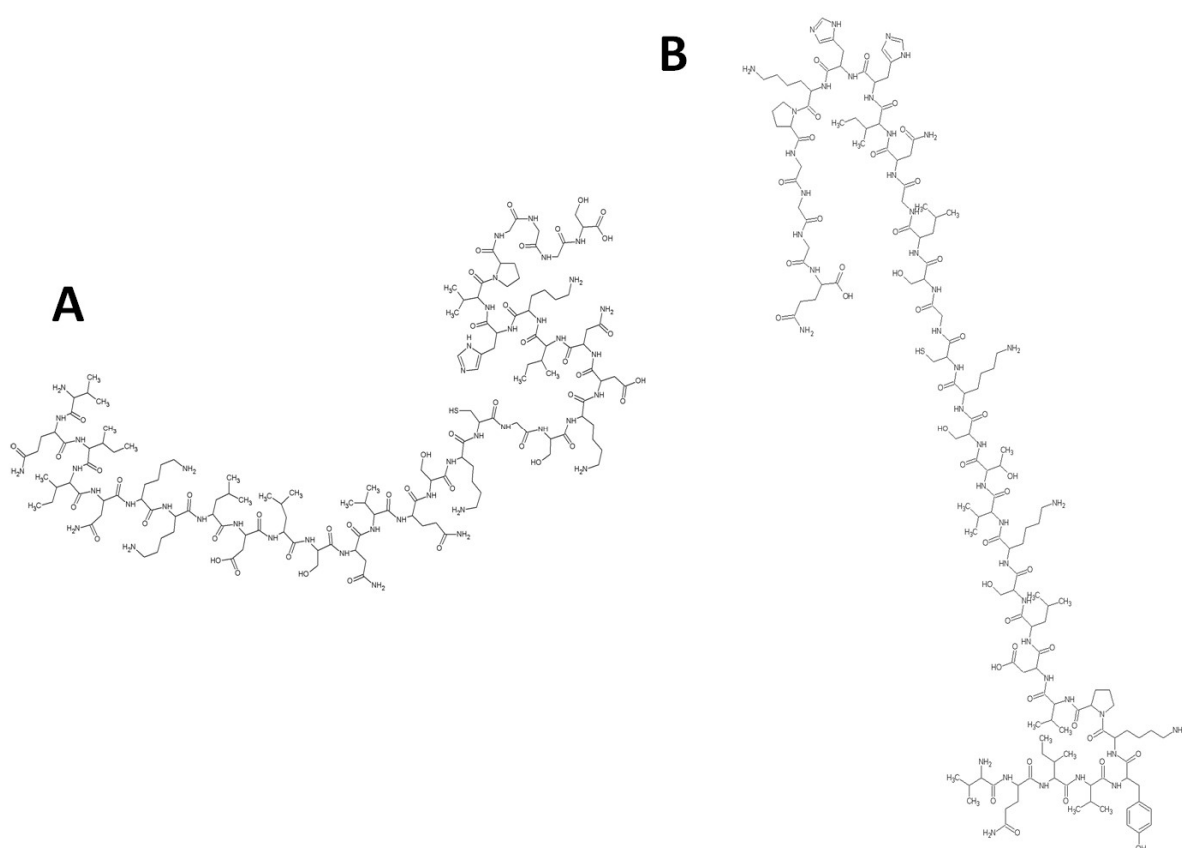


Figure S1 The structural formulas of the (A)  ${}_{275}\text{VQIINKKLDLSNVQSKCGSKDNIKHVPGGGS}_{305}$  (L1, Tau 275-305) and (B)  ${}_{306}\text{VQIVYKPVDSLKVTSKCGSLGNIHHKPGGGQ}_{336}$  (L2, 306-336) peptides.

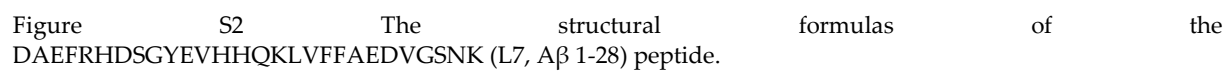


Figure S2 The structural formulas of the DAEFRHDSGYEVHHQKLVFFAEDVGSNK (L7, A $\beta$  1-28) peptide.

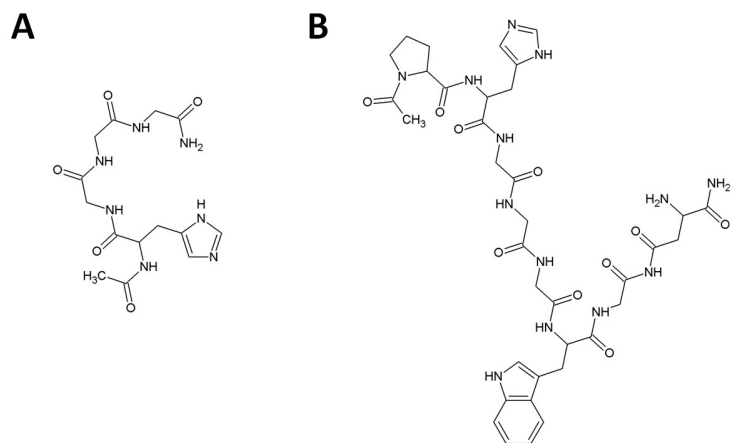


Fig.S3 The structural formulas of the (A) Ac-HGGG-NH<sub>2</sub> (L8, PrP<sup>C</sup> 61-64) and (B)Ac-PHGGGWGQ-NH<sub>2</sub> (L9, PrP<sup>C</sup> 60-67) peptides (Ac- acetyl group).

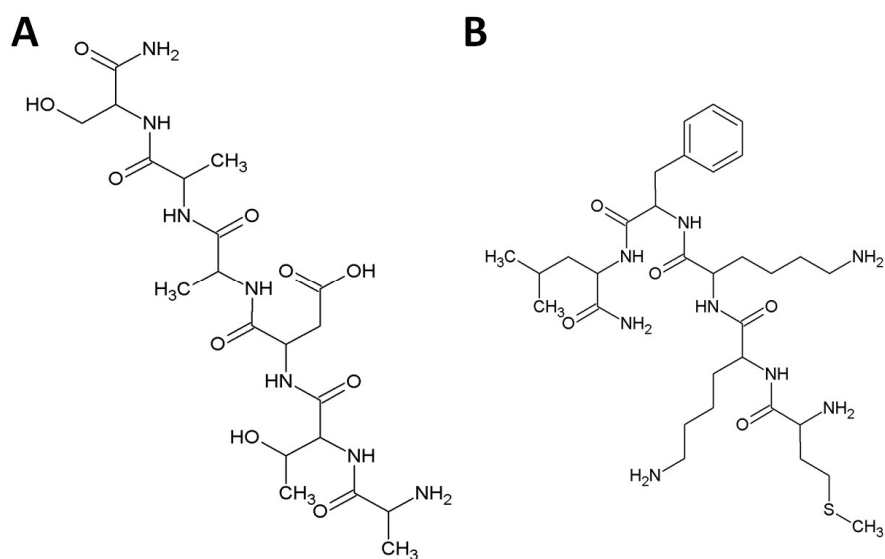


Figure S4 The structural formulas of the(A) ATDAAS-NH<sub>2</sub> (L10, FadA 19-24) and (B) MKKFL-NH<sub>2</sub> (L11, FadA 1-5) peptides.