

Supplementary Materials: Iridium Catalyzed Synthesis of Tetrahydro-1*H*-Indoles by Dehydrogenative Condensation

Daniel Forberg, Fabian Kallmeier * and Rhett Kempe *

Contents

General Considerations	S2
NMR Spectra	S8
References	S18

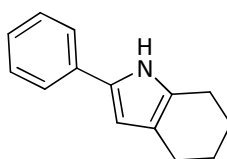
General Considerations

All reactions were carried out in a dry argon or nitrogen atmosphere using standard Schlenk or glove box techniques. Halogenated solvents were dried over P₄O₁₀, and nonhalogenated solvents were dried over sodium (benzophenone as indicator). Deuterated solvents were ordered from Cambridge Isotope Laboratories, vented, stored over molecular sieves and distilled. All chemicals were purchased from commercial sources with purity over 95 % and used without further purification. NMR spectra were received using a Varian INOVA 300 MHz spectrometer at 298 K. Chemical shifts (δ) are reported in ppm relative to the deuterated solvent. Elemental analyses were carried out on an Elementar Vario EL III. GC analyses were carried out on an Agilent 6890N GC system equipped with a HP-5 column (30 m x 0.32 mm x 0.25 μ m) using *n*-dodecane as internal standard. GC/MS analyses were carried out on an Agilent 7890A/MSD 5975C system equipped with a HP-5MS column (30 m x 0.32 mm x 0.25 μ m). The PNP-Iridium¹ complex and the Pd@SiCN² catalyst were prepared according to literature.

General Procedures

General procedure for the synthesis of tetrahydro-1H-indoles: In a glove box 2.0 mL of a catalyst stock solution (0.02 mmol, 0.01 M in thf), secondary alcohol (15.22 mmol, 2 equivalents), 2-amino cyclohexanol (875 mg, 7.61 mmol, 1 equivalent), 10 mL thf and KOtBu (943 mg, 8.4 mmol, 1.1 equivalents) were added to a pressure tube and sealed with a semi-permeable membrane. The tube was heated at 105 °C (oil bath temperature) for 22 h. After cooling to room temperature, 3 mL water and dodecane as internal standard were added. The product was extracted with diethyl ether (2x) and purified by column chromatography or crystallization.

General procedure for the dehydrogenation reaction: In a 10 mL Schlenk tube, Pd@SiCN (50 mg, 0.18 mol% active metal), substrate (1.0 mmol) and 0.75 mL diglyme were evacuated and flushed with argon three times. A slight argon flow of 4-6 mL/min was adjusted and the mixture was stirred for 20 h at 180 °C (oil bath temperature). After cooling to room temperature, the catalyst was separated by centrifugation and washed with acetone twice. The organic phases were combined, and the solvent was removed under reduced pressure at 60 °C giving the pure product. If required, further purification was achieved by either column chromatography or crystallization.

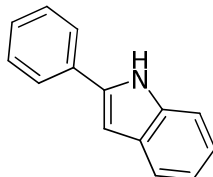
Synthesis of 3a/4a:**3a: 2-phenyl-4,5,6,7-tetrahydro-1H-indole**

2.0 mL Catalyst I (0.02 mmol, 0.01 M in thf), 1-phenyl-1-ethanol (1826 μ L, 15.22 mmol), 2-aminocyclohexanol (875 mg, 7.61 mmol), 10 mL thf, KO^tBu (943 mg, 8.40 mmol), 22 h at 105 °C. Purification by column chromatography 40:1 \rightarrow 5:1 \rightarrow 1:1 pentane : diethyl ether. Yield: 1.14 g = 5.78 mmol = 76 % as light pink solid. $M(C_{14}H_{15}N) = 197.28 \text{ gmol}^{-1}$.

¹H NMR (300 MHz, CDCl₃, 298 K): $\delta = 7.93$ (s_br, 1H), 7.44-7.41 (m, 2H), 7.36-7.31 (m, 2H), 7.18-7.13 (m, 1H), 6.29-6.28 (m, 1H), 2.67-2.63 (m, 2H), 2.58-2.54 (m, 2H), 1.91-1.75 (m, 4H) ppm. ¹³C NMR (75 MHz, CDCl₃, 298 K): $\delta = 133.2, 130.2, 128.7, 128.5, 125.5, 123.3, 118.9, 105.2, 23.8, 23.4, 23.0, 22.9$ ppm.

MS (EI, m/z): 197.0 (M⁺).

elemental analysis (%) for C₁₄H₁₅N calcd: C 85.24, H 7.66, N 7.10; found: C 84.96, H 7.55, N 6.51.

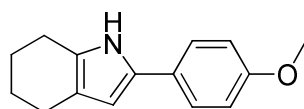
**4a: 2-phenyl-1H-indole**

Yield: quantitative as colorless solid. $M(C_{14}H_{11}N) = 193.24 \text{ gmol}^{-1}$.

¹H NMR (300 MHz, CDCl₃, 298 K): $\delta = 8.33$ (s_br, 1H), 7.69-7.63 (m, 3H), 7.48-7.40 (m, 3H), 7.36-7.31 (m, 1H), 7.23-7.11 (m, 2H), 6.84-6.82 (m, 1H) ppm. ¹³C NMR (75 MHz, CDCl₃, 298 K): $\delta = 137.8, 136.8, 132.3, 129.2, 129.0, 127.7, 125.1, 122.3, 120.6, 120.2, 110.9, 99.9$ ppm.

MS (EI, m/z): 193.0 (M⁺).

elemental analysis (%) for C₁₄H₁₁N calcd: C 87.01, H 5.74, N 7.25; found: C 86.90, H 5.88, N 6.88.

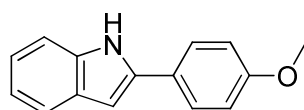
Synthesis of 3b/4b:**3b: 2-(4-methoxyphenyl)-4,5,6,7-tetrahydro-1H-indole**

2.0 mL Catalyst I (0.02 mmol, 0.01 M in thf), 1-(4-methoxyphenyl)ethanol (2148 μ L, 15.22 mmol), 2-aminocyclohexanol (875 mg, 7.61 mmol), 10 mL thf, KO^tBu (943 mg, 8.40 mmol), 22 h at 105 °C. Purification by crystallization from diethyl ether. Yield: 1.27 g = 5.60 mmol = 74 % as light yellow solid. $M(C_{15}H_{17}NO) = 227.30 \text{ gmol}^{-1}$.

¹H NMR (300 MHz, CDCl₃, 298 K): $\delta = 7.89$ (s_{br}, 1H), 7.36 (d, $J = 8.7$ Hz, 2H), 6.90 (d, $J = 8.7$ Hz, 2H), 6.19-6.18 (m, 1H), 3.83 (s, 3H), 2.66-2.62 (m, 2H), 2.58-2.54 (m, 2H), 1.91-1.76 (m, 4H) ppm. ¹³C NMR (75 MHz, CDCl₃, 298 K): $\delta = 157.8, 130.3, 127.7, 126.4, 124.8, 118.6, 114.2, 104.0, 55.2, 23.8, 23.4, 22.9, 22.8$ ppm.

MS (EI, m/z): 227.2 (M⁺).

elemental analysis (%) for C₁₅H₁₇NO calcd: C 79.26, H 7.54, N 6.16; found: C 78.62, H 7.30, N 5.97.

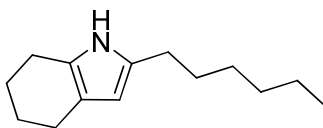
**4b: 2-(4-methoxyphenyl)-1H-indole**

Yield: 97 % as colorless solid by recrystallization from diethyl ether. $M(C_{15}H_{13}NO) = 223.27 \text{ gmol}^{-1}$.

¹H NMR (300 MHz, THF-d₈, 298 K): $\delta = 10.39$ (s_{br}, 1H), 7.68 (d, $J = 8.4$ Hz, 2H), 7.47-7.45 (m, 1H), 7.30-7.28 (m, 1H), 7.03-6.91 (m, 2H), 6.96 (d, $J = 8.4$ Hz, 2H), 6.66-6.65 (m, 1H), 3.80 (s, 3H) ppm. ¹³C NMR (75 MHz, THF-d₈, 298 K): $\delta = 160.5, 139.3, 138.6, 130.8, 127.3, 126.9, 122.0, 120.8, 120.2, 115.2, 111.6, 98.8, 55.7$ ppm.

MS (EI, m/z): 223.1 (M⁺).

elemental analysis (%) for C₁₅H₁₃NO calcd: C 80.69, H 5.87, N 6.27; found: C 80.28, H 5.69, N 6.19.

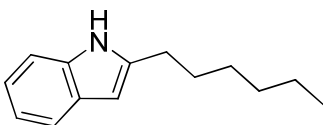
Synthesis of 3c/4c:**3c: 2-hexyl-4,5,6,7-tetrahydro-1H-indole**

2.0 mL Catalyst I (0.02 mmol, 0.01 M in thf), 2-octanol (2418 μ L, 15.22 mmol), 2-aminocyclohexanol (875 mg, 7.61 mmol), 10 mL thf, KO^tBu (0.94 g, 8.37 mmol), 22 h at 105 °C. Purification by column chromatography 80:1 \rightarrow 20:1 pentane : diethyl ether. Yield: 1.19 g = 5.80 mmol = 76 %. $M(C_{14}H_{23}N) = 205.18 \text{ gmol}^{-1}$.

$^1\text{H NMR}$ (300 MHz, CDCl_3 , 298 K): $\delta = 7.41$ (s_br, 1H), 5.68-5.67 (m, 1H), 2.58-2.48 (m, 6H), 1.84-1.72 (m, 4H), 1.67-1.57 (m, 2H), 1.44-1.31 (m, 6H), 0.92 (t, $J = 6$ Hz, 3H) ppm. $^{13}\text{C NMR}$ (75 MHz, CDCl_3 , 298 K): $\delta = 131.1, 125.1, 116.7, 103.9, 31.7, 29.8, 29.2, 27.9, 23.9, 23.5, 22.9, 22.7, 22.6, 14.1$ ppm.

MS (EI, m/z): 205.2 (M^+).

elemental analysis (%) for $C_{14}H_{23}N$ calcd: C 81.89, H 11.29, N 6.82; found: C 81.15, H 11.06, N 6.65.

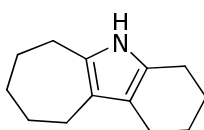
**4c: 2-hexyl-1H-indole**

Yield: 99 % as brown oil. $M(C_{14}H_{19}N) = 201.15 \text{ gmol}^{-1}$.

$^1\text{H NMR}$ (300 MHz, CDCl_3 , 298 K): $\delta = 7.84$ (s_br, 1H), 7.56-7.53 (m, 1H), 7.31-7.26 (m, 1H), 7.15-7.05 (m, 2H), 6.25 (s, 1H), 2.76 (t, $J = 7.5$ Hz, 2H), 1.80-1.68 (m, 2H), 1.46-1.28 (m, 6H), 0.91 (t, $J = 6.9$ Hz, 3H) ppm. $^{13}\text{C NMR}$ (75 MHz, CDCl_3 , 298 K): $\delta = 140.0, 135.7, 128.8, 120.8, 119.6, 119.4, 110.3, 99.2, 31.6, 29.1, 29.0, 28.1, 22.6, 14.1$ ppm.

MS (EI, m/z): 201.2 (M^+).

elemental analysis (%) for $C_{14}H_{19}N$ calcd: C 83.53, H 9.51, N 6.96; found: C 83.45, H 9.29, N 6.92.

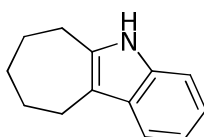
Synthesis of 3d/4d:**3d: 1,2,3,4,5,6,7,8,9,10-decahydrocyclohepta[b]indole**

2.0 mL Catalyst I (0.02 mmol, 0.01 M in thf), cycloheptanol (1834 μL , 15.22 mmol), 2-aminocyclohexanol (875 mg, 7.61 mmol), 10 mL thf, KO^tBu (943 mg, 8.40 mmol), 22 h at 105 $^\circ\text{C}$. Purification by column chromatography 40:1 \rightarrow 10:1 pentane : diethyl ether. Yield: 1.38 g = 7.29 mmol = 96 % as light yellow oil. $M(\text{C}_{13}\text{H}_{19}\text{N}) = 189.30 \text{ g mol}^{-1}$.

^1H NMR (300 MHz, CDCl_3 , 298 K): $\delta = 7.23$ (s_br, 1H), 2.67-2.64 (m, 2H), 2.56-2.40 (m, 6H), 1.82-1.71 (m, 10H) ppm. ^{13}C NMR (75 MHz, CDCl_3 , 298 K): $\delta = 128.2$, 122.9, 118.9, 116.7, 31.9, 29.2, 29.1, 28.0, 25.3, 23.6, 23.3, 22.5, 21.3 ppm.

MS (EI, m/z): 189.2 (M^+).

elemental analysis (%) for $\text{C}_{13}\text{H}_{19}\text{N}$ calcd: C 82.48, H 10.12, N 7.40; found: C 82.17, H 9.91, N 6.97.

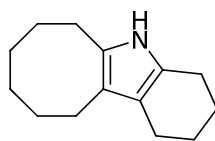
**4d: 5,6,7,8,9,10-hexahydrocyclohepta[b]indole**

Yield: quantitative as colorless solid. $M(\text{C}_{13}\text{H}_{15}\text{N}) = 185.26 \text{ g mol}^{-1}$.

^1H NMR (300 MHz, CDCl_3 , 298 K): $\delta = 7.67$ (s_br, 1H), 7.52-7.47 (m, 1H), 7.30-7.24 (m, 1H), 7.14-7.06 (m, 2H), 2.86-2.83 (m, 4H), 1.96-1.89 (m, 2H), 1.81-1.76 (m, 4H) ppm. ^{13}C NMR (75 MHz, CDCl_3 , 298 K): $\delta = 137.4$, 134.2, 129.2, 120.6, 119.0, 117.6, 113.7, 110.1, 31.8, 29.6, 28.7, 27.5, 24.6 ppm.

MS (EI, m/z): 185.2 (M^+).

elemental analysis (%) for $\text{C}_{13}\text{H}_{15}\text{N}$ calcd: C 84.28, H 8.16, N 7.56; found: C 84.09, H 8.10, N 7.34.

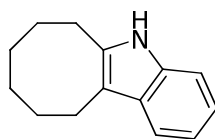
Synthesis of 3e/4e:**3e: 2,3,4,5,6,7,8,9,10,11-decahydro-1H-cycloocta[b]indole**

2.0 mL Catalyst I (0.02 mmol, 0.01 M in thf), cyclooctanol (2004 μL , 15.22 mmol), 2-aminocyclohexanol (875 mg, 7.61 mmol), 10 mL thf, KO^tBu (943 mg, 8.40 mmol), 22 h at 105 °C. Purification by column chromatography 80:1 \rightarrow 20:1 pentane : diethyl ether. Yield: 1.38 g = 6.79 mmol = 95 % as light yellow oil. $M(\text{C}_{14}\text{H}_{21}\text{N}) = 203.17 \text{ g mol}^{-1}$.

^1H NMR (300 MHz, CDCl_3 , 298 K): $\delta = 7.20$ (s_br, 1H), 2.28-2.62 (m, 2H), 2.55-2.48 (m, 4H), 2.40-2.37 (m, 2H), 1.83-1.72 (m, 4H), 1.64-1.56 (m, 4H), 1.54-1.42 (m, 4H) ppm. ^{13}C NMR (75 MHz, CDCl_3 , 298 K): $\delta = 126.2, 123.5, 116.6, 116.2, 29.6, 29.3, 25.9, 25.8, 25.7, 23.7, 23.5, 22.7, 22.5, 21.2$ ppm.

MS (EI, m/z): 203.0 (M^+).

elemental analysis (%) for $\text{C}_{14}\text{H}_{21}\text{N}$ calcd: C 82.70, H 10.41, N 6.89; found: C 82.56, H 10.42, N 6.75.

**4e: 6,7,8,9,10,11-hexahydro-5H-cycloocta[b]indole**

Yield: 97 % as colorless solid. $M(\text{C}_{14}\text{H}_{17}\text{N}) = 199.29 \text{ g mol}^{-1}$.

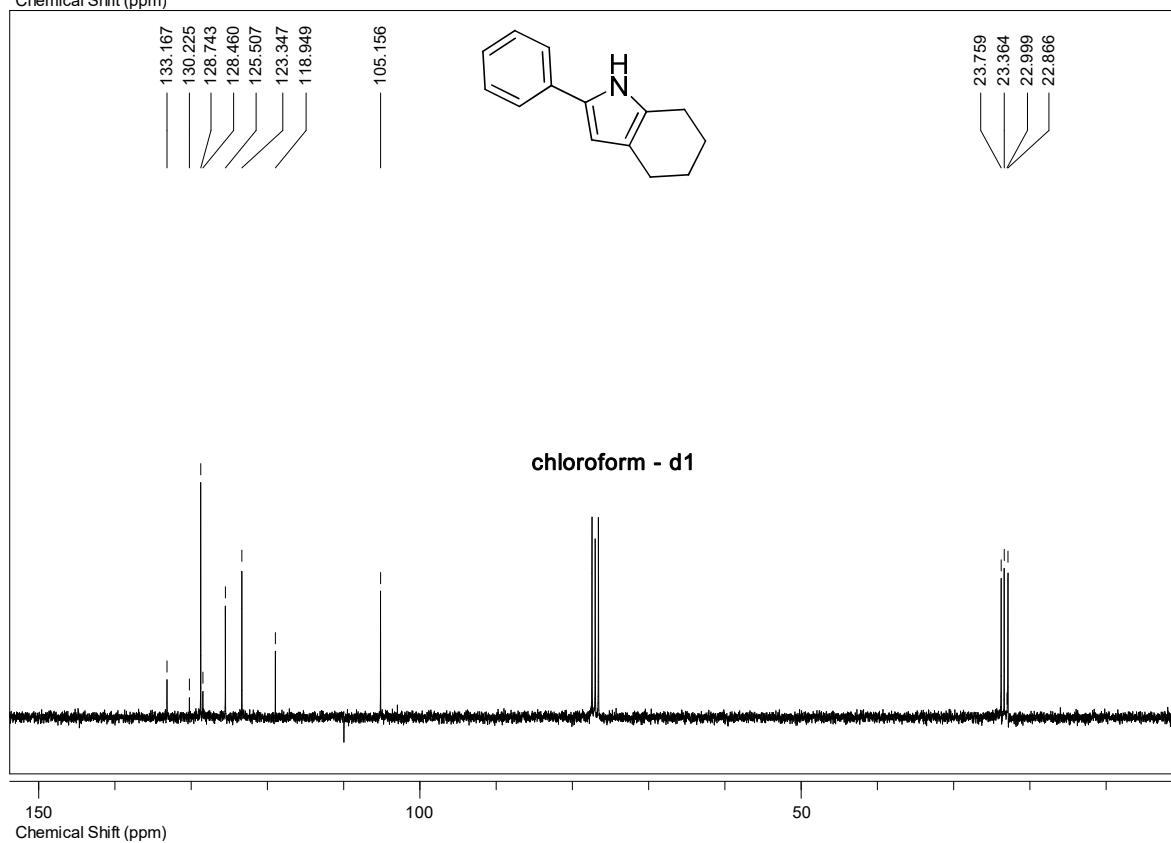
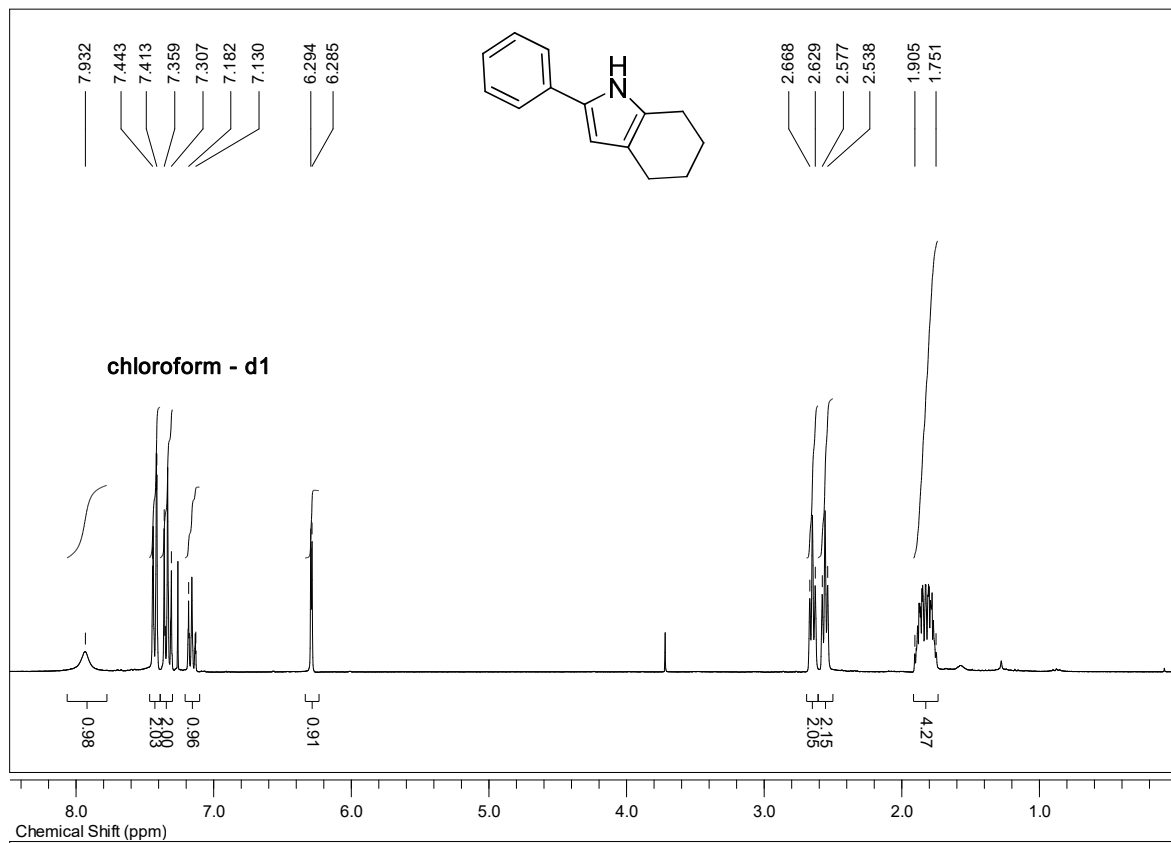
^1H NMR (300 MHz, CDCl_3 , 298 K): $\delta = 7.70$ (s_br, 1H), 7.51-7.47 (m, 1H), 7.30-7.27 (m, 1H), 7.13-7.05 (m, 2H), 2.89-2.83 (m, 4H), 1.81-1.70 (m, 4H), 1.52-1.39 (m, 4H) ppm. ^{13}C NMR (75 MHz, CDCl_3 , 298 K): $\delta = 135.6, 135.0, 128.6, 120.6, 118.9, 117.6, 111.7, 110.2, 29.6, 29.5, 26.0, 25.9, 22.1, 22.1$ ppm.

MS (EI, m/z): 199.2 (M^+).

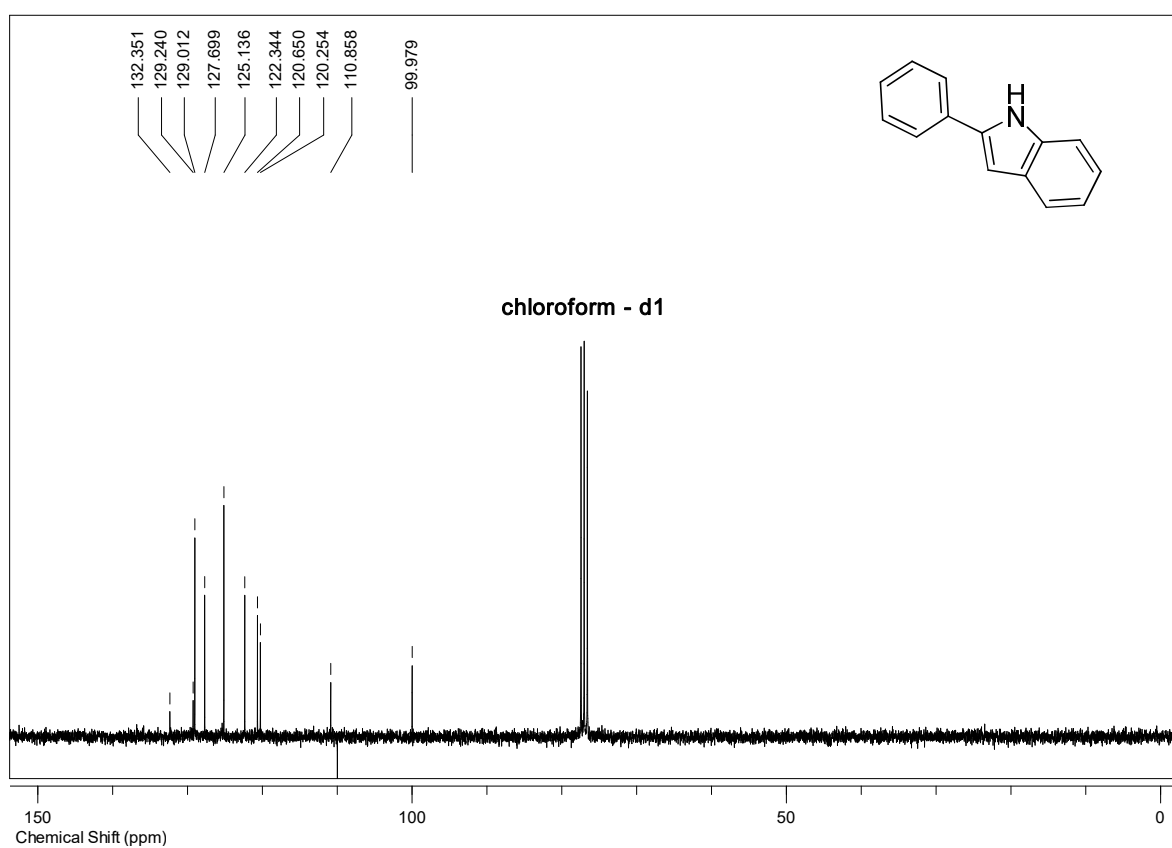
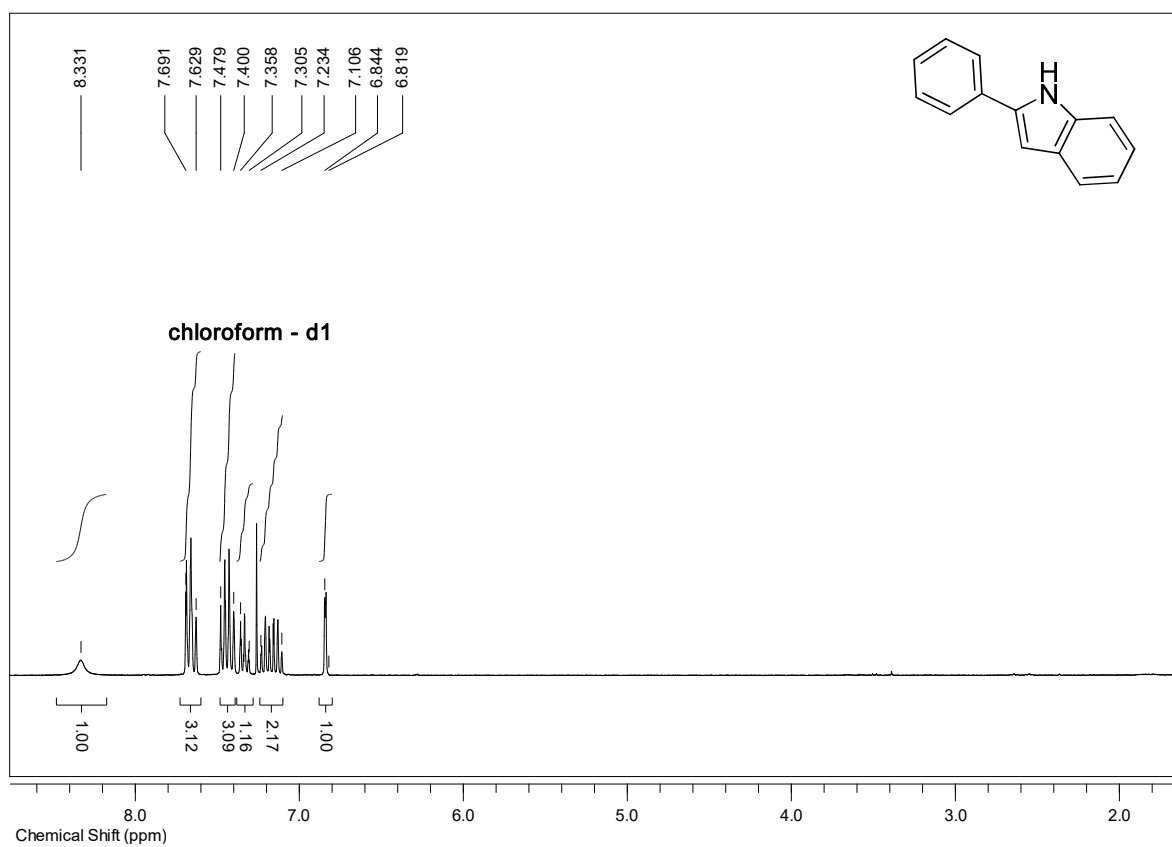
elemental analysis (%) for $\text{C}_{14}\text{H}_{17}\text{N}$ calcd: C 84.37, H 8.60, N 7.03; found: C 83.64, H 8.54, N 6.80.

NMR Spectra

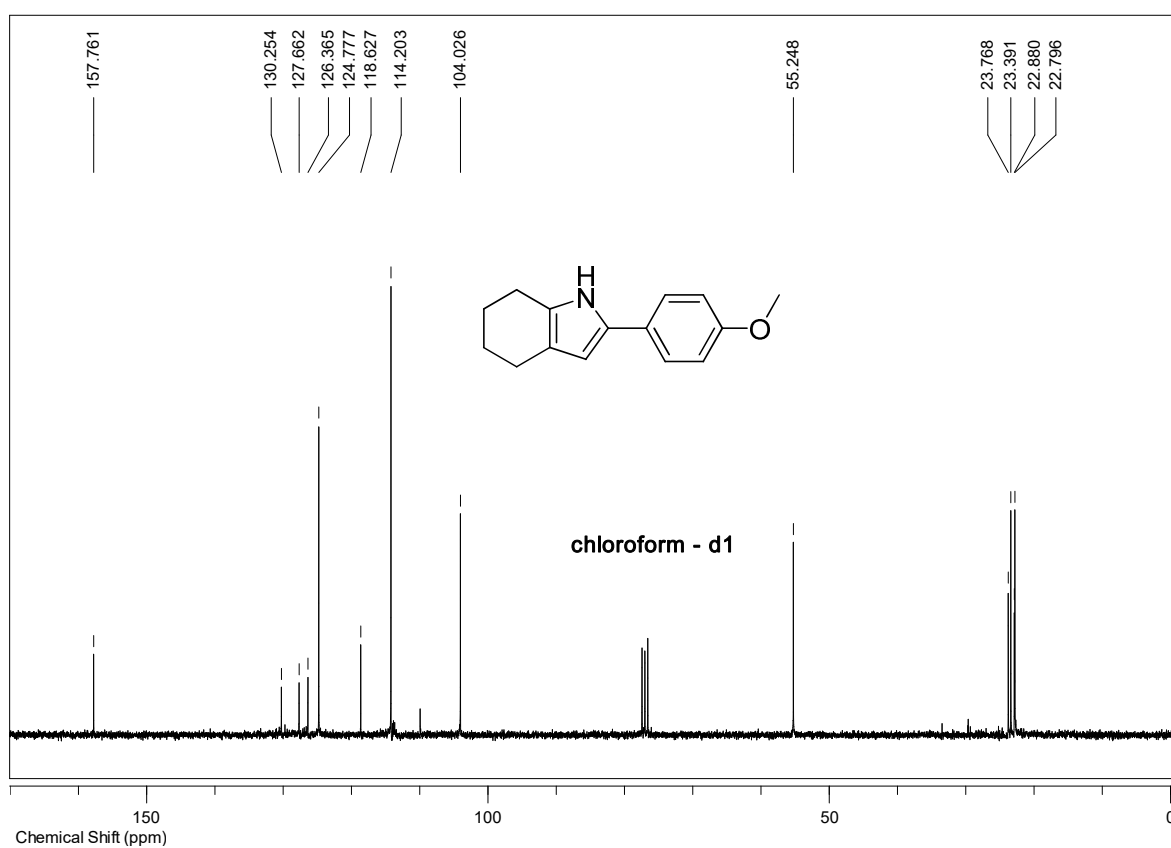
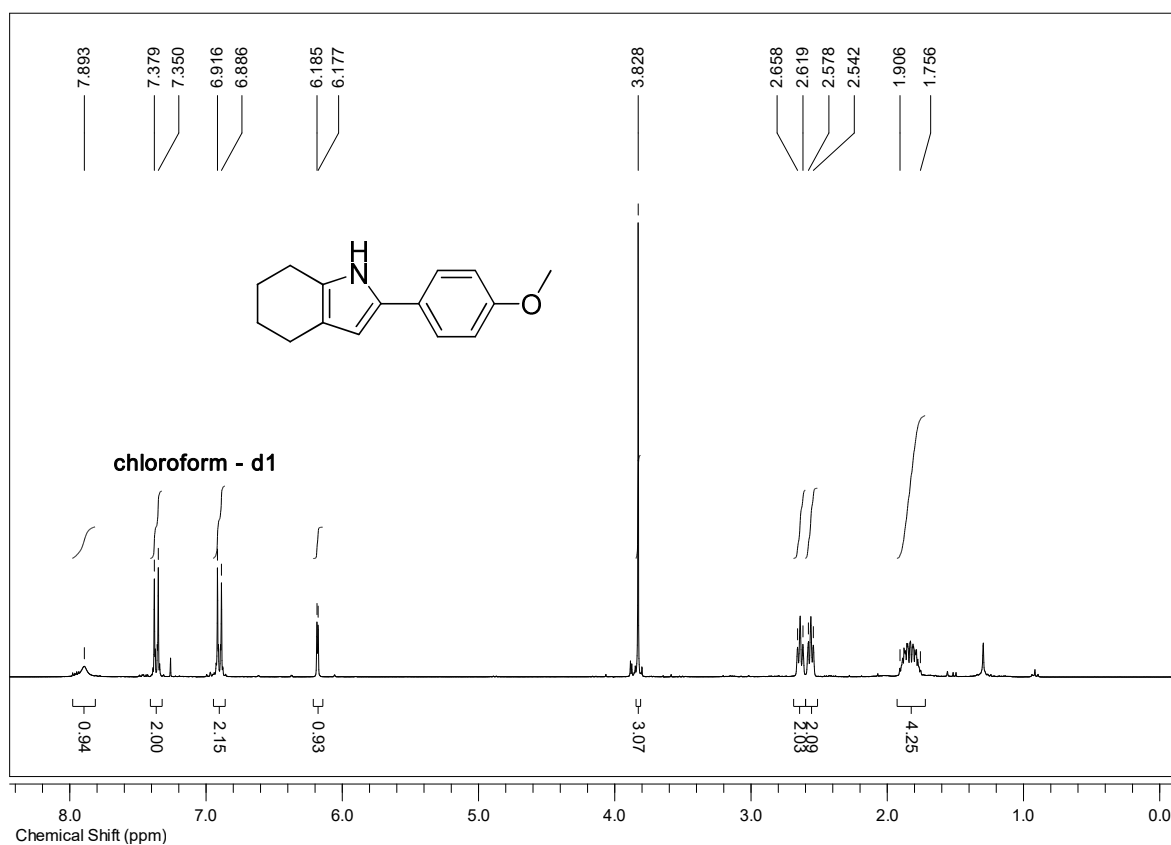
3a:



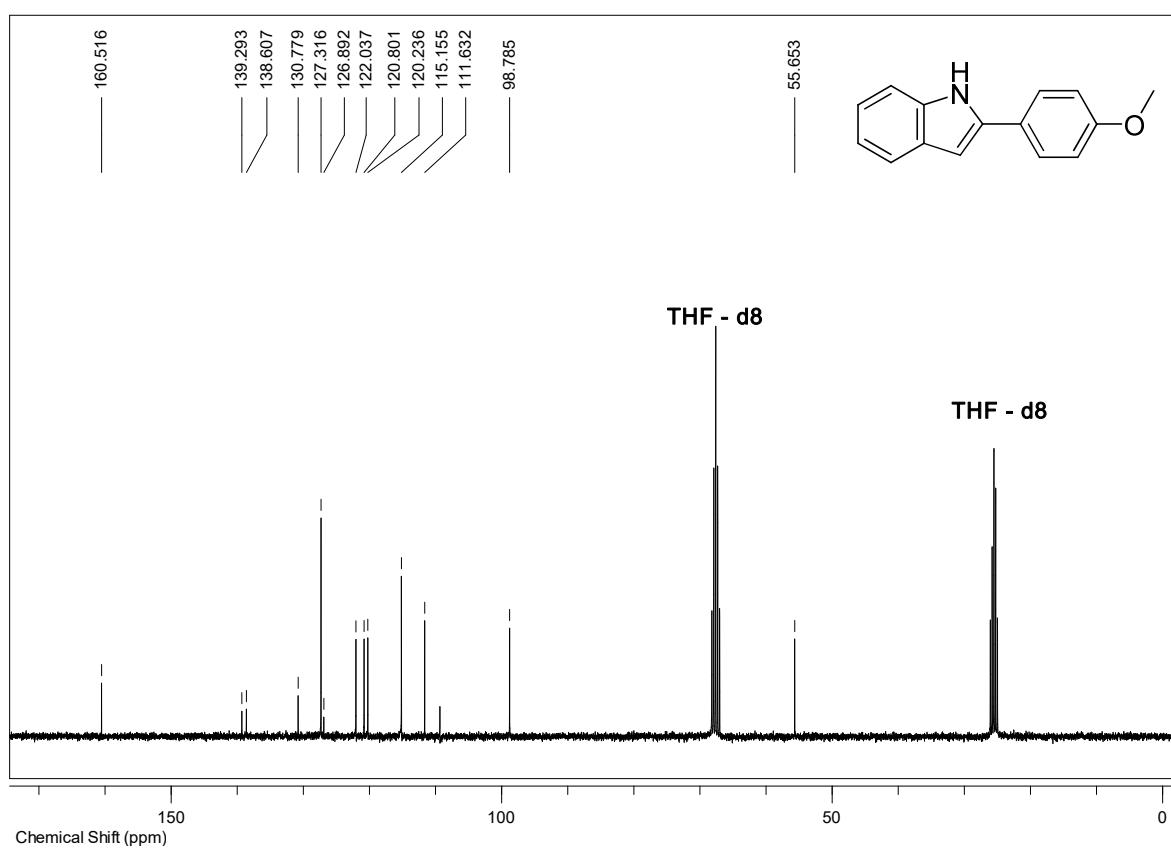
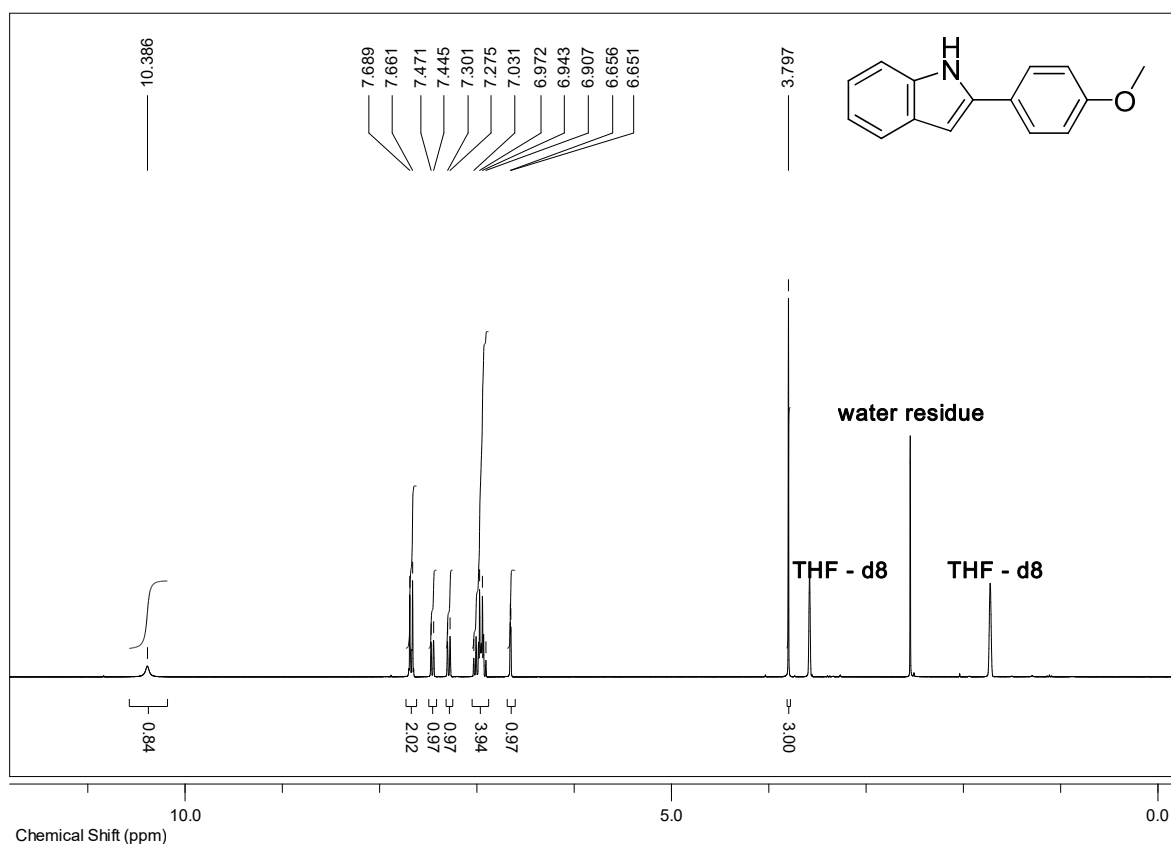
4a:



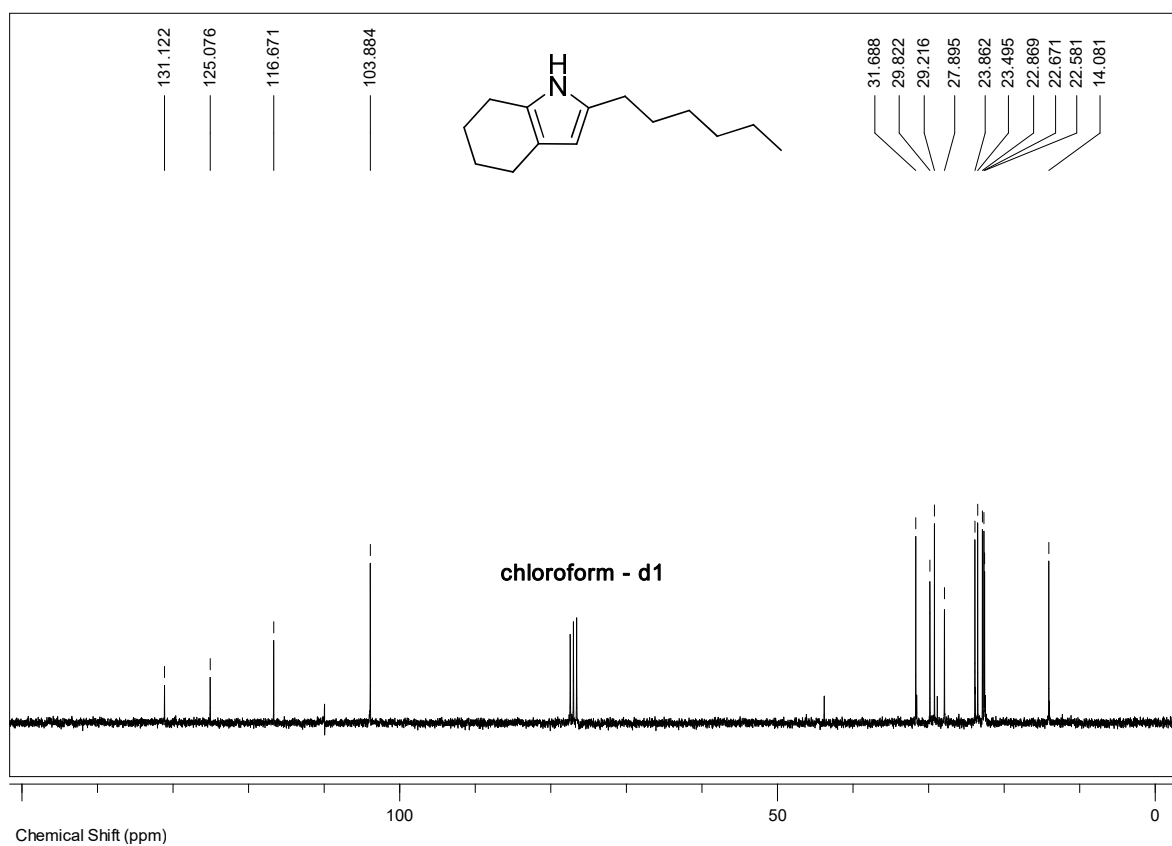
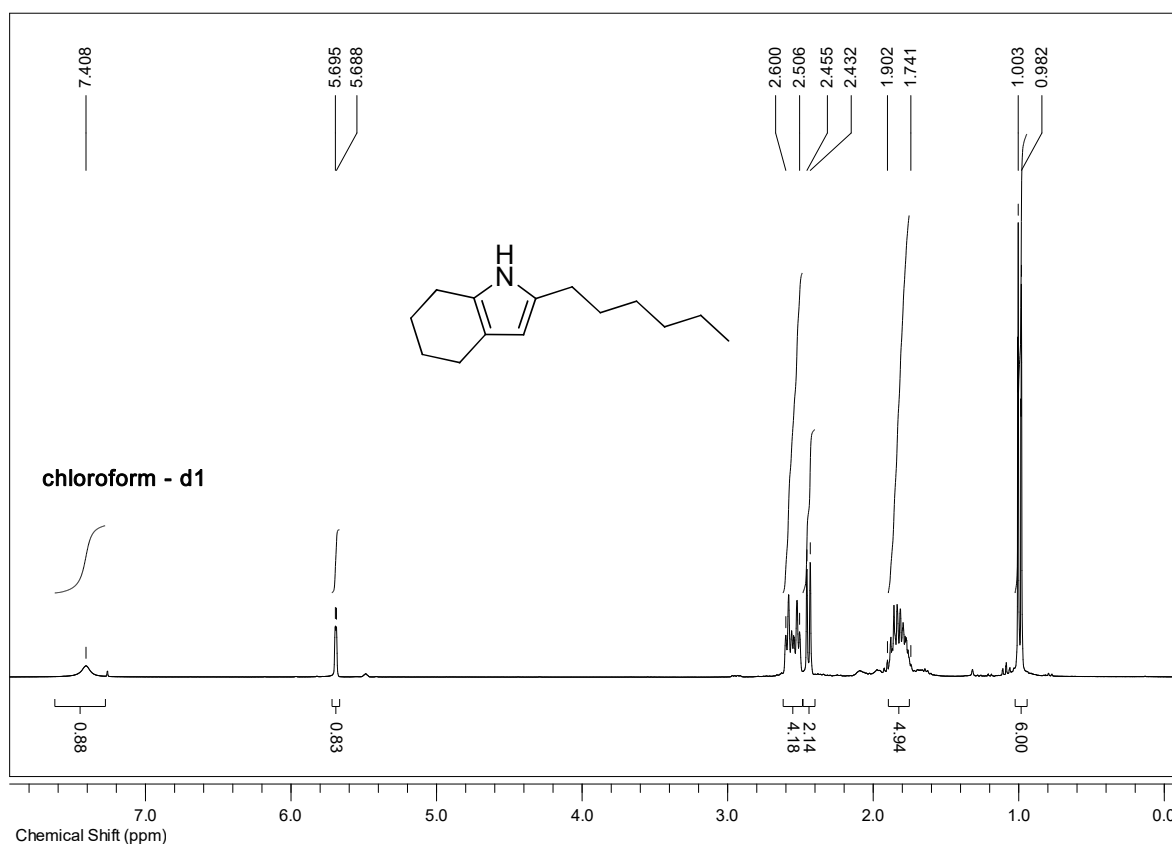
3b:



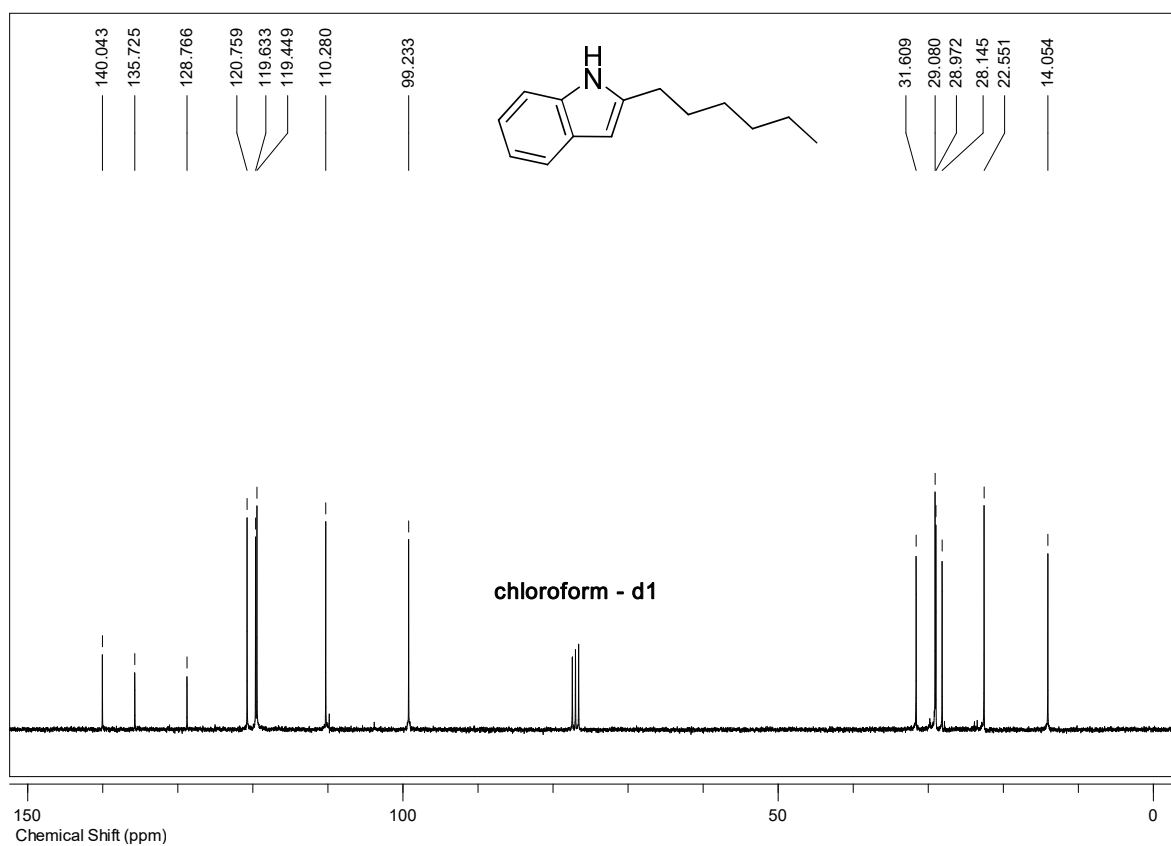
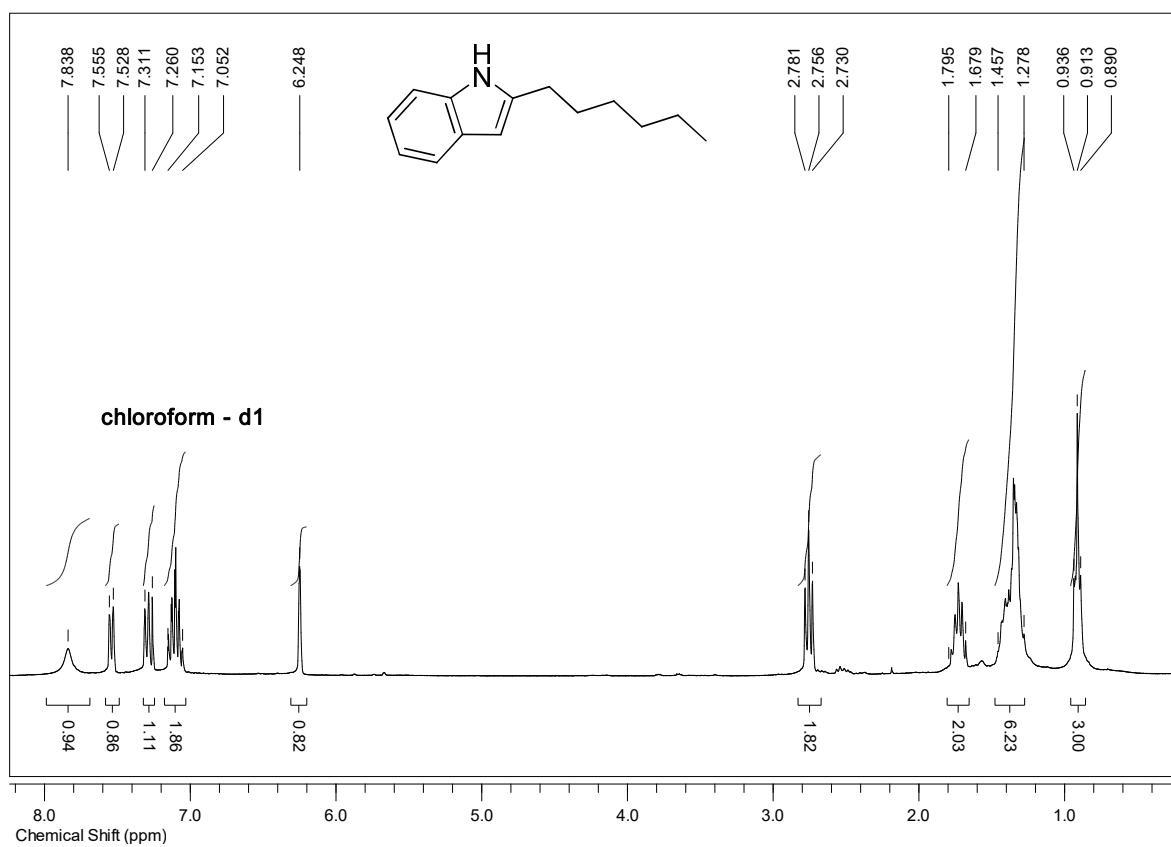
4b:



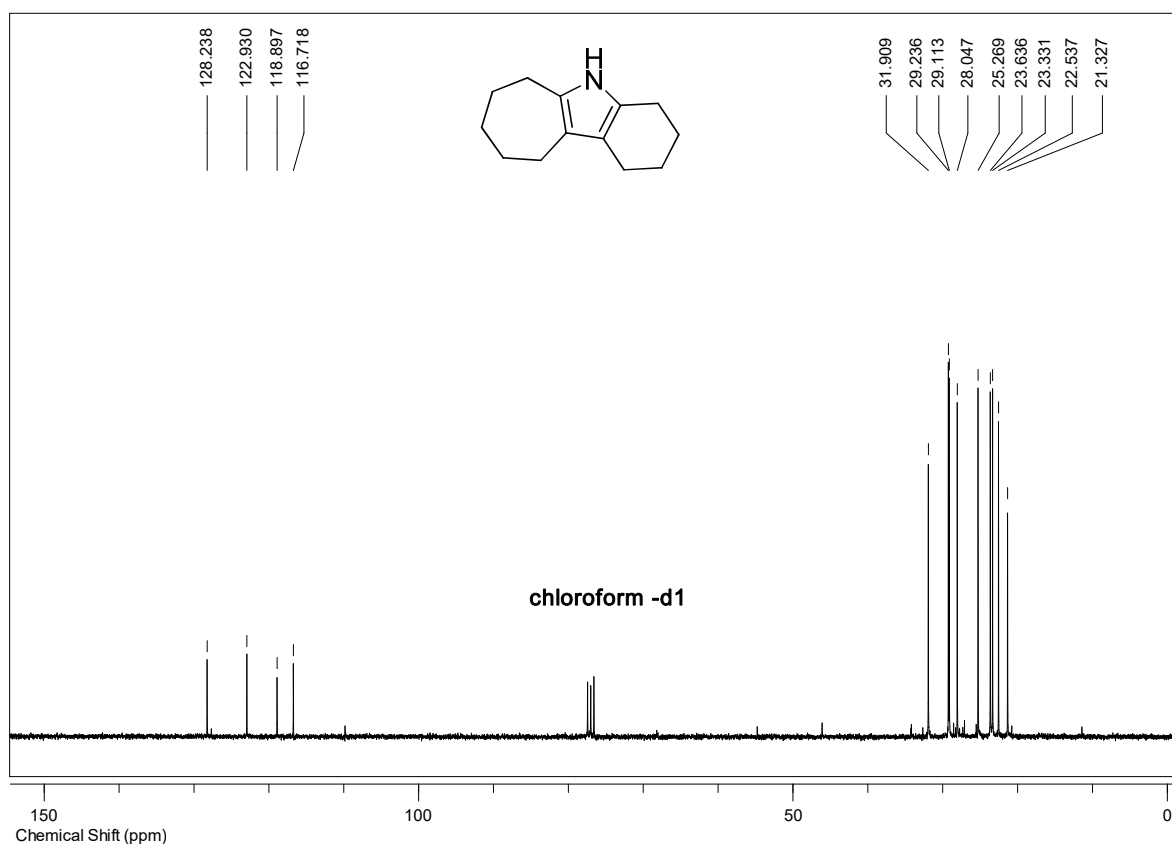
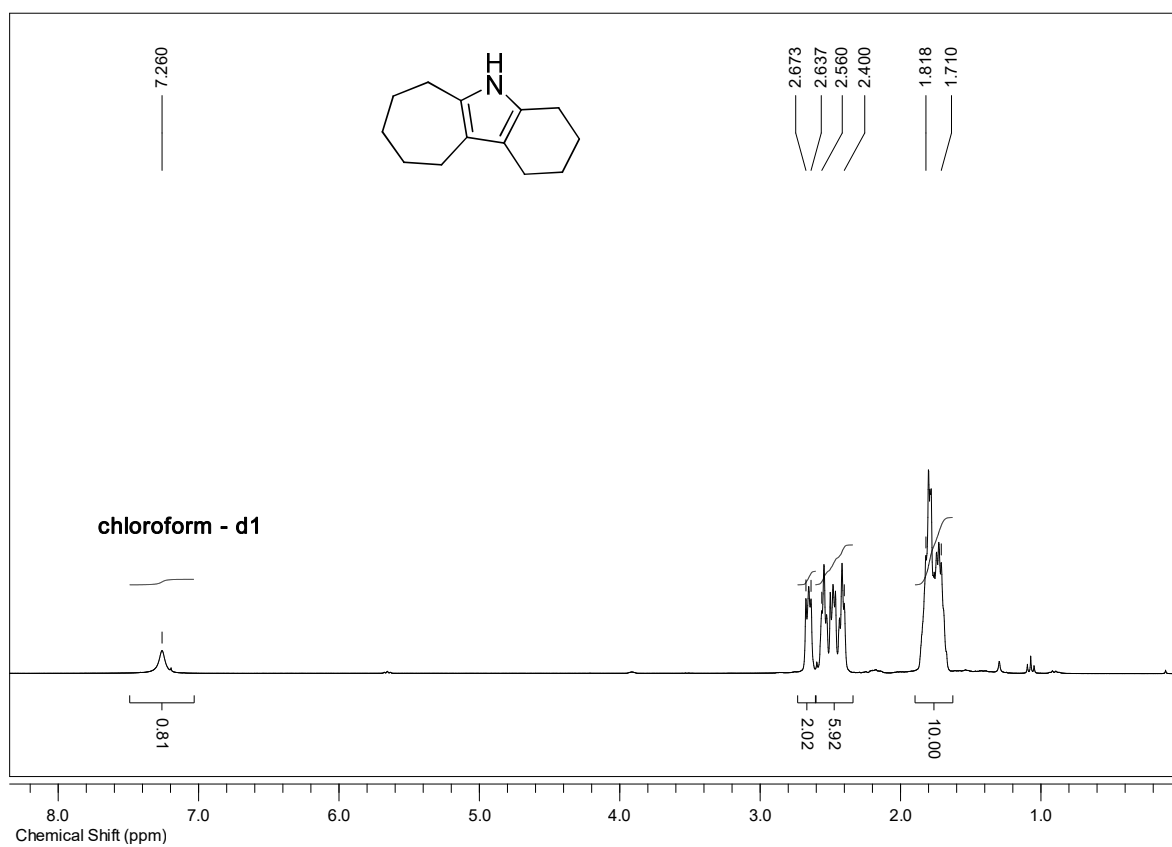
3c:



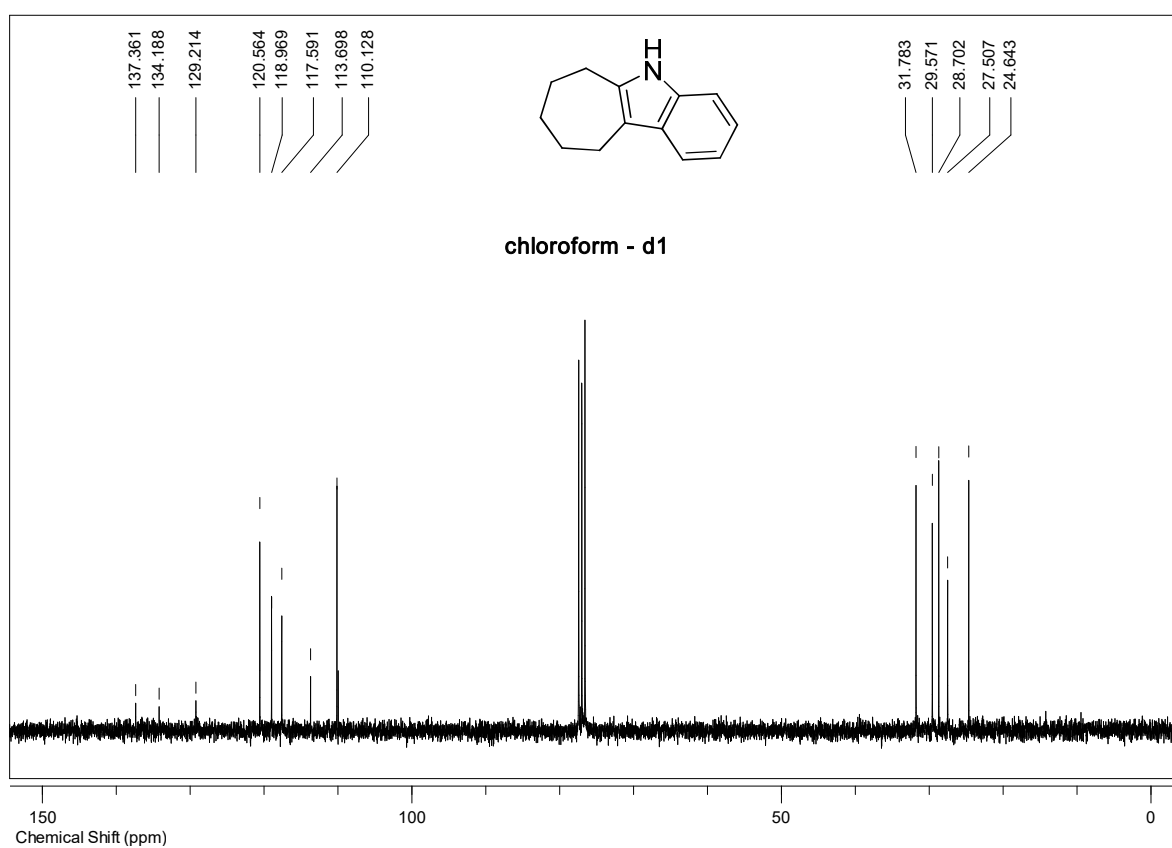
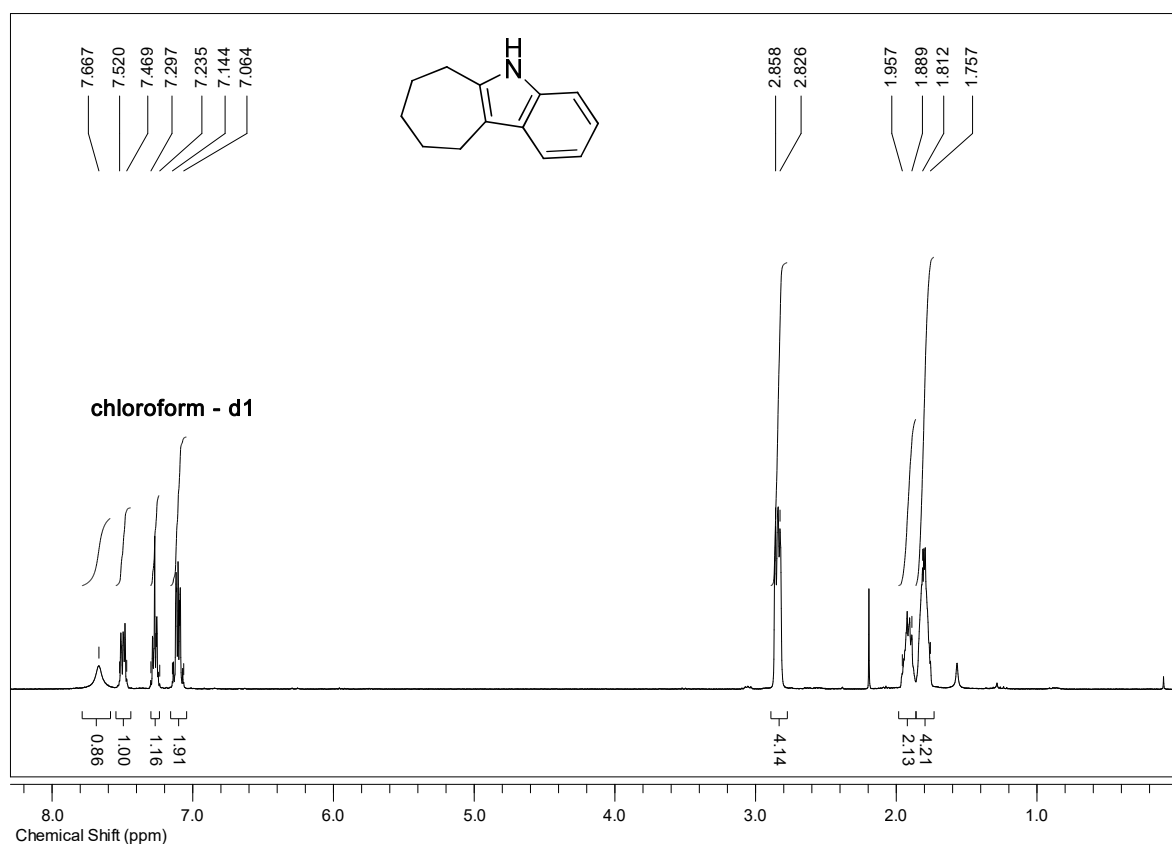
4c:



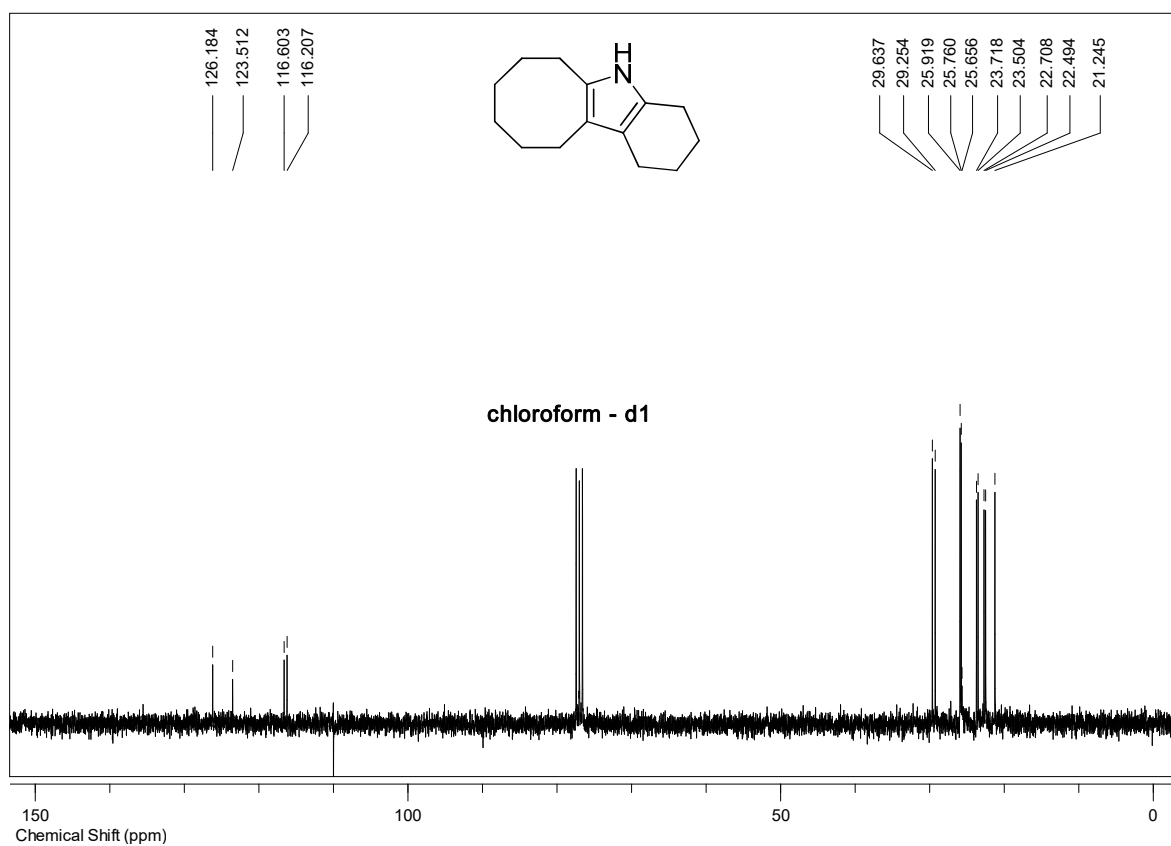
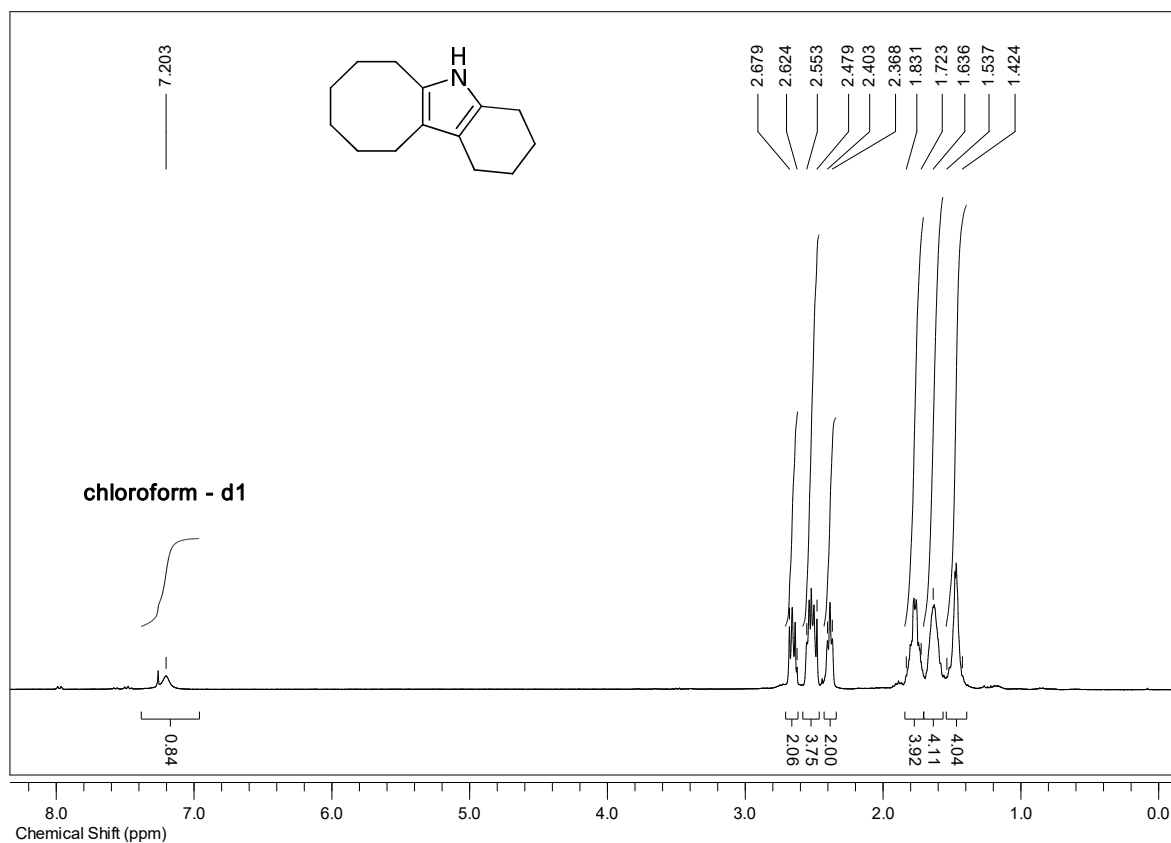
3d:



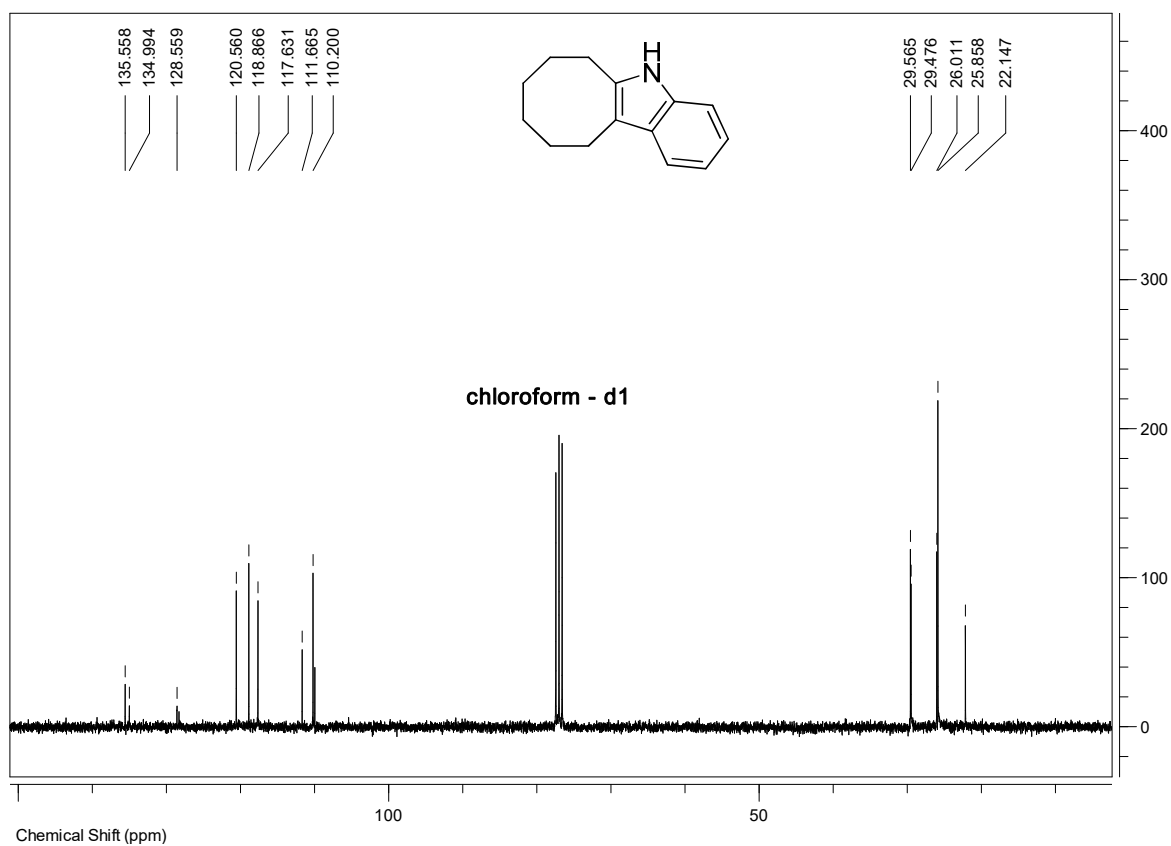
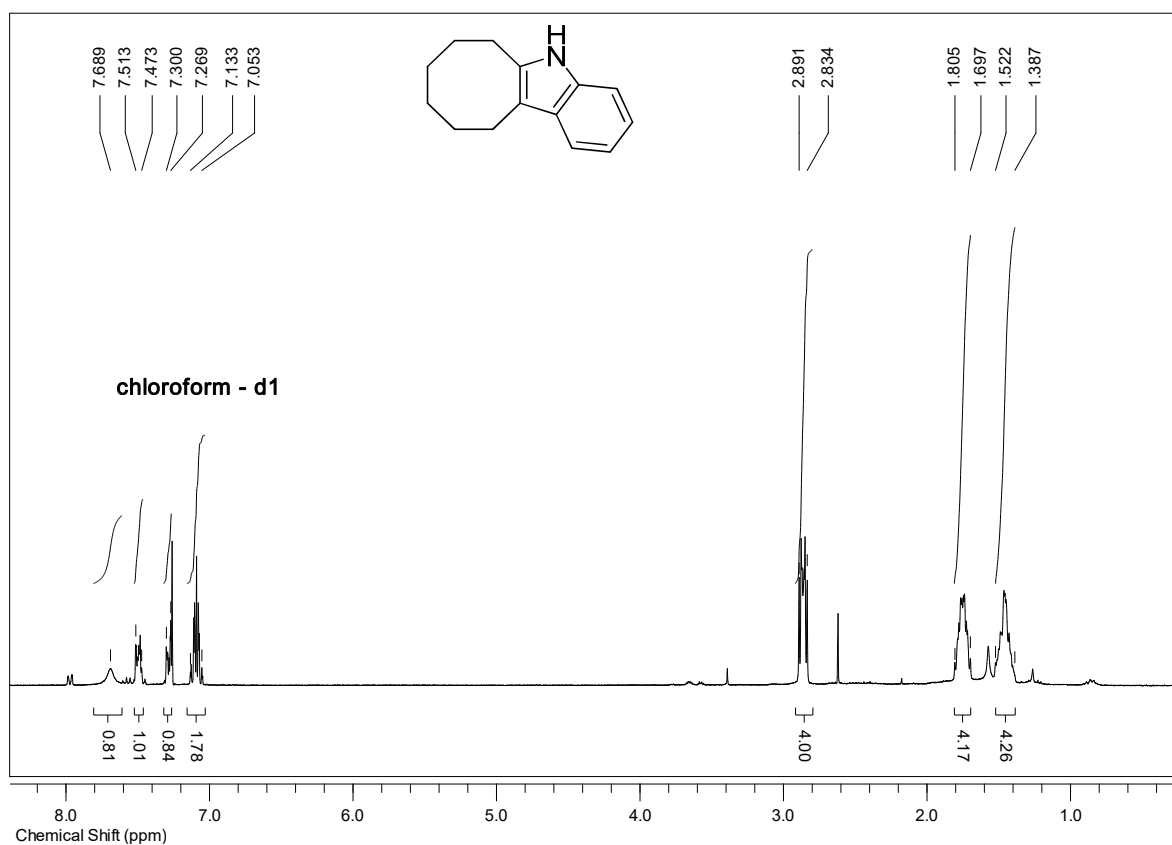
4d:



3e:



4e:



References

- (1) Michlik, S.; Kempe, R. A Sustainable Catalytic Pyrrole Synthesis. *Nat. Chem.* **2013**, *5* (2), 140–144.
- (2) Forberg, D.; Schwob, T.; Kempe, R. Catalytic Condensation for the Formation of Polycyclic Heteroaromatic Compounds. *Nat. Commun.* **2018**, *9* (1), 1751.