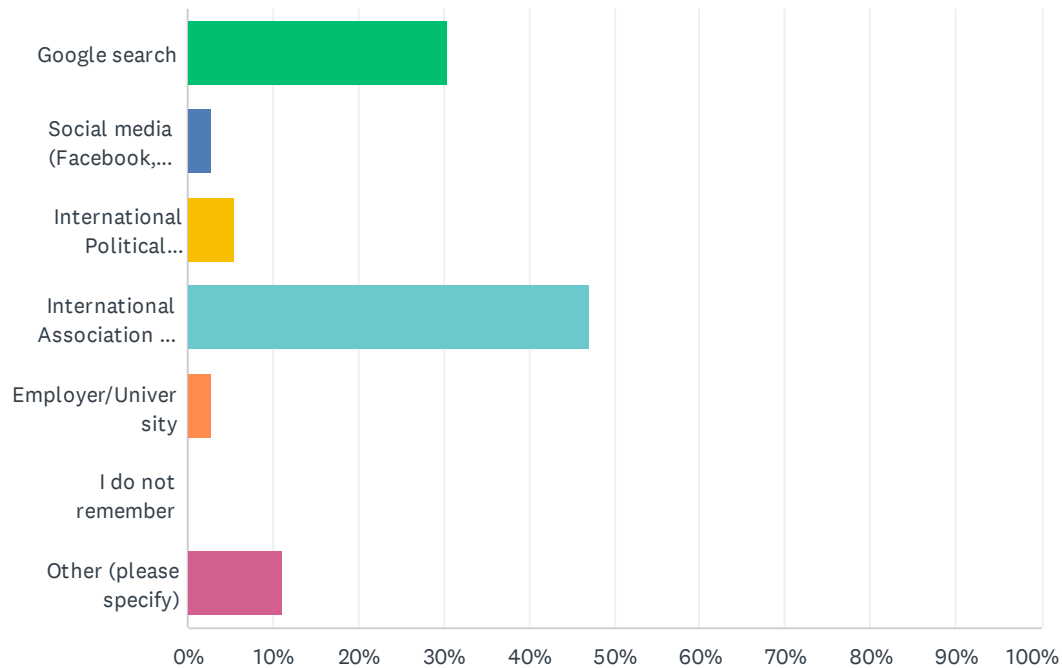


## Q1 How did you hear about IAPSS Politikon?

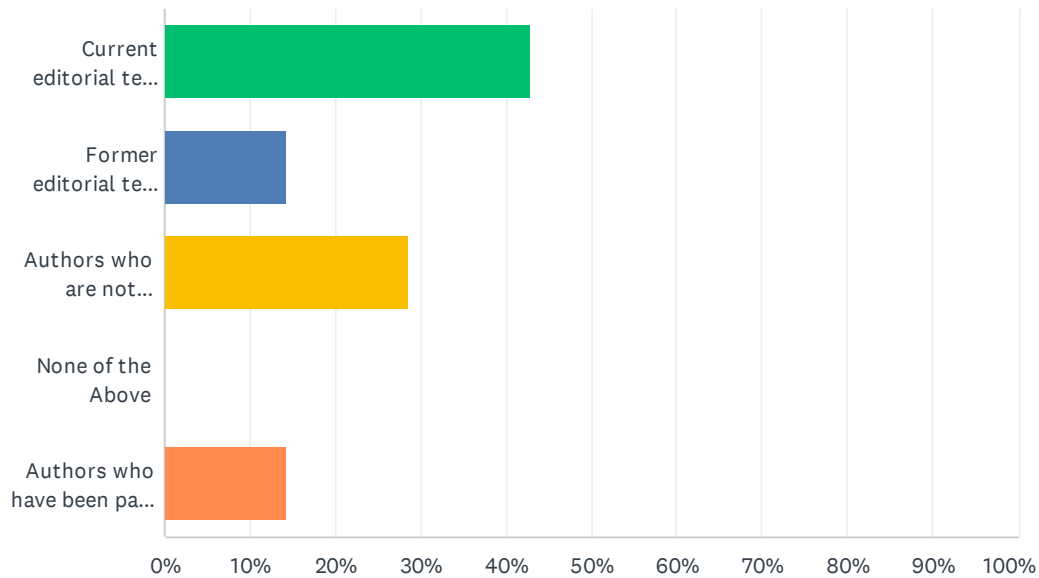
Answered: 36 Skipped: 0



ANSWER CHOICES	RESPONSES	
Google search	30.56%	11
Social media (Facebook, Twitter, LinkedIn)	2.78%	1
International Political Science Association (IPSA)	5.56%	2
International Association for Political Science Students (IAPSS)	47.22%	17
Employer/University	2.78%	1
I do not remember	0.00%	0
Other (please specify)	11.11%	4
TOTAL		36

## Q2 Which of the following best describes you?

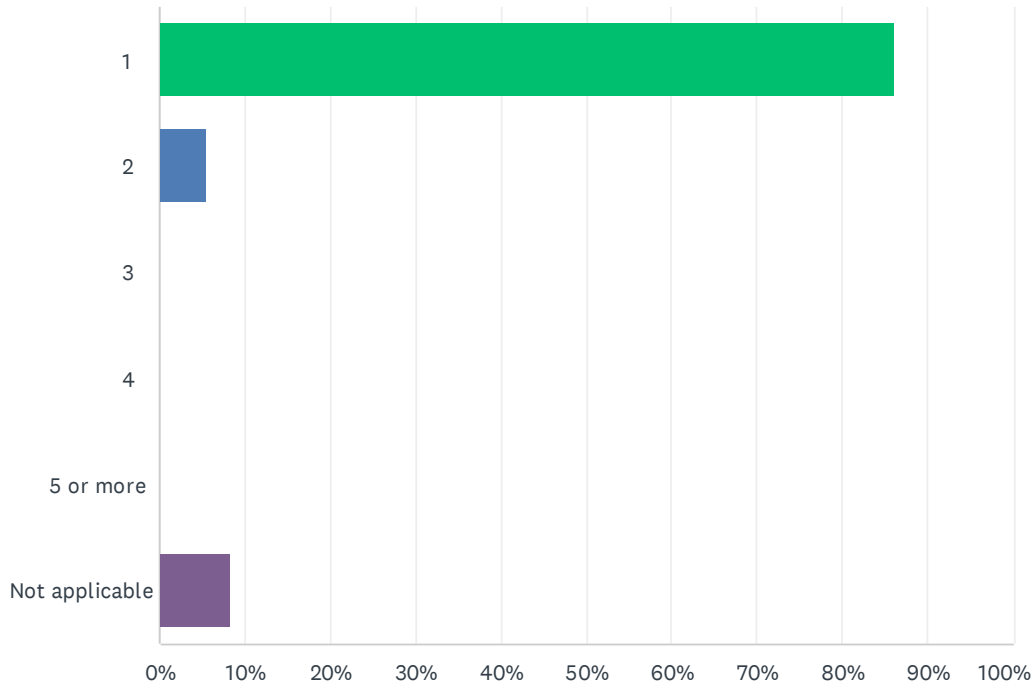
Answered: 7 Skipped: 29



ANSWER CHOICES	RESPONSES	
Current editorial team member	42.86%	3
Former editorial team member	14.29%	1
Authors who are not editorial team member	28.57%	2
None of the Above	0.00%	0
Authors who have been part of the editorial team	14.29%	1
TOTAL		7

### Q3 How many manuscripts have you published in IAPSS Politikon?

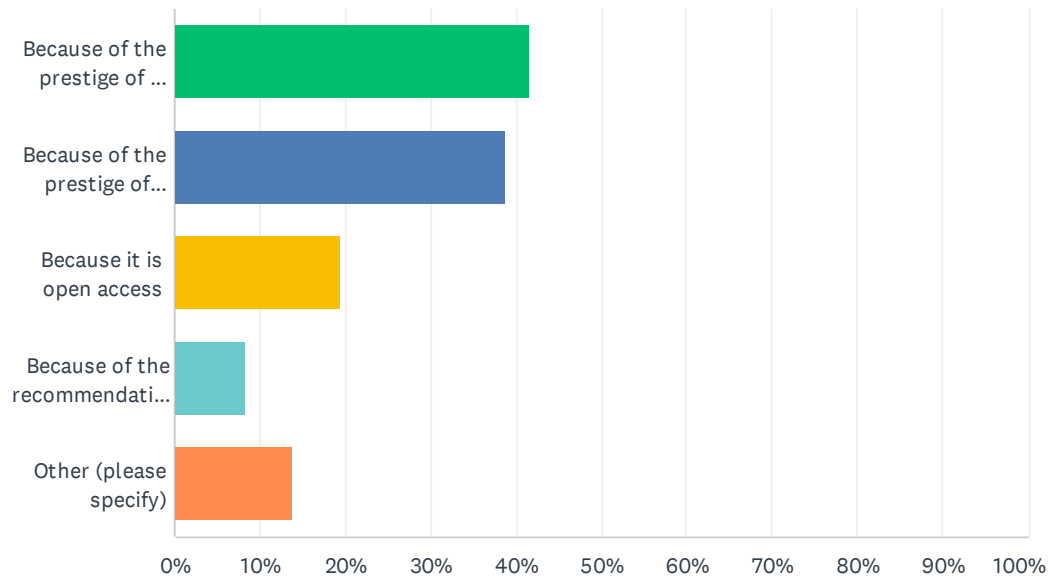
Answered: 36 Skipped: 0



ANSWER CHOICES	RESPONSES	
1	86.11%	31
2	5.56%	2
3	0.00%	0
4	0.00%	0
5 or more	0.00%	0
Not applicable	8.33%	3
TOTAL		36

## Q4 Why did you choose to publish with IAPSS Politikon?

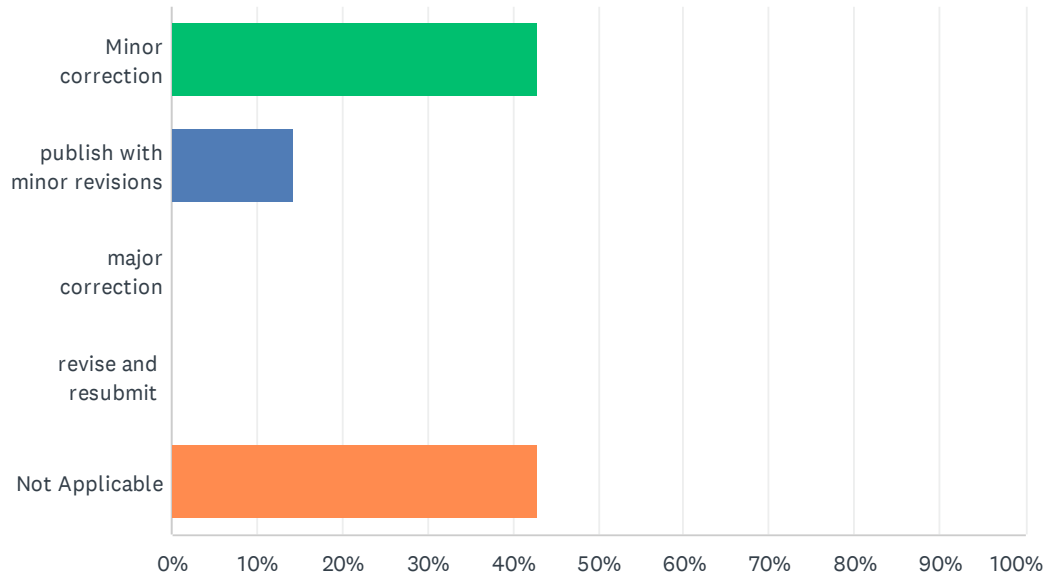
Answered: 36 Skipped: 0



ANSWER CHOICES	RESPONSES	
Because of the prestige of the journal	41.67%	15
Because of the prestige of IAPSS	38.89%	14
Because it is open access	19.44%	7
Because of the recommendation from IPSA	8.33%	3
Other (please specify)	13.89%	5
Total Respondents: 36		

## Q5 After the submission of your manuscript, was there any correction before acceptance?

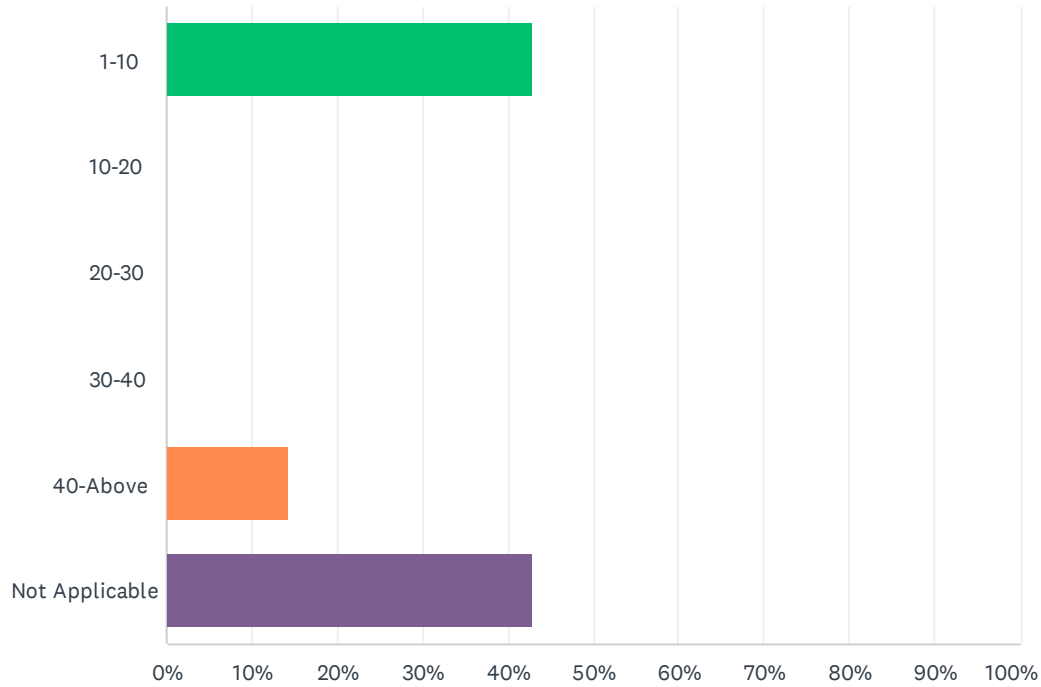
Answered: 7 Skipped: 29



ANSWER CHOICES	RESPONSES	
Minor correction	42.86%	3
publish with minor revisions	14.29%	1
major correction	0.00%	0
revise and resubmit	0.00%	0
Not Applicable	42.86%	3
TOTAL		7

## Q6 How many manuscripts have you worked on as an editorial team member?

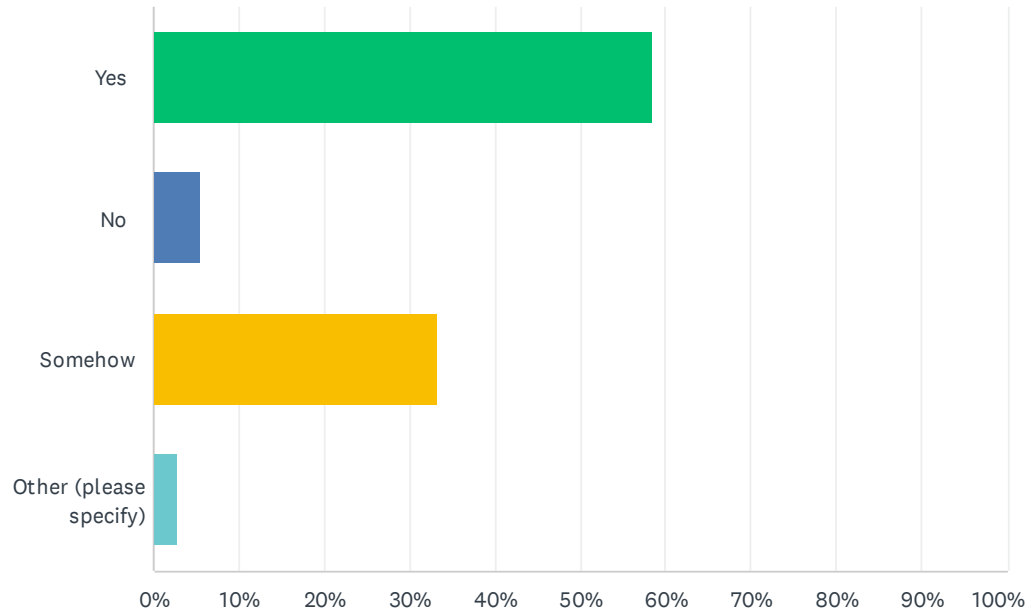
Answered: 7 Skipped: 29



ANSWER CHOICES	RESPONSES	
1-10	42.86%	3
10-20	0.00%	0
20-30	0.00%	0
30-40	0.00%	0
40-Above	14.29%	1
Not Applicable	42.86%	3
TOTAL		7

## Q7 Since the first time you published with IAPSS Politikon, do you feel that your career as a junior scholar has improved?

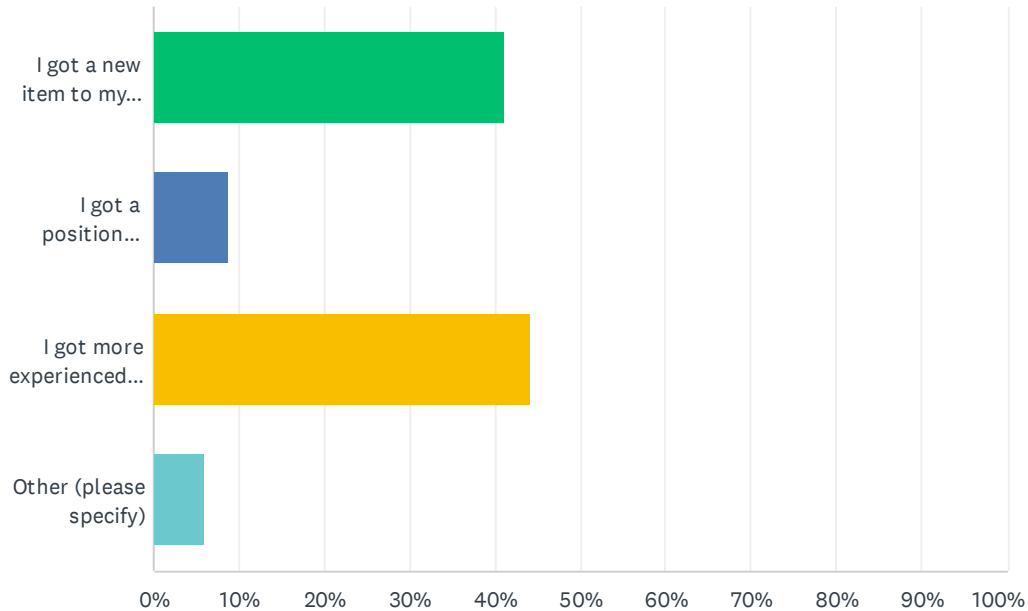
Answered: 36 Skipped: 0



ANSWER CHOICES	RESPONSES	
Yes	58.33%	21
No	5.56%	2
Somehow	33.33%	12
Other (please specify)	2.78%	1
TOTAL		36

## Q8 If your answer to the previous question was "yes" or "somehow", in what ways did your career improve?

Answered: 34 Skipped: 2

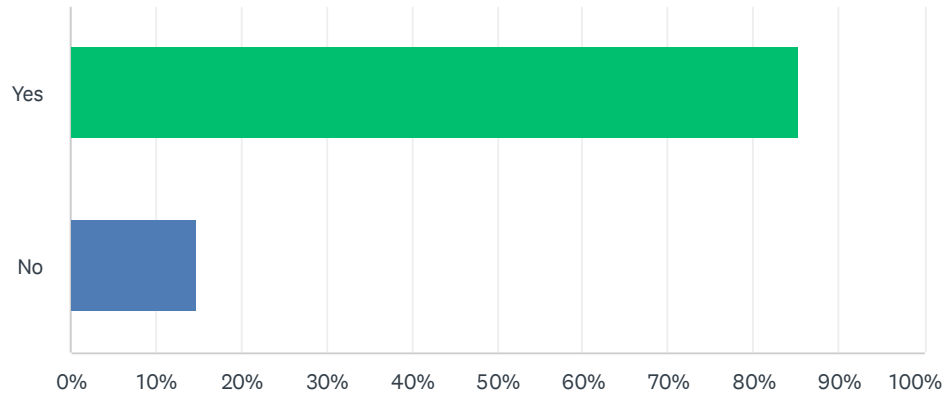


ANSWER CHOICES	RESPONSES	
I got a new item to my Curriculum Vitae	41.18%	14
I got a position because of my number of publications	8.82%	3
I got more experienced with respect to publications	44.12%	15
Other (please specify)	5.88%	2
TOTAL		34



## Q9 Did you increase your educational background after publishing with Politikon?

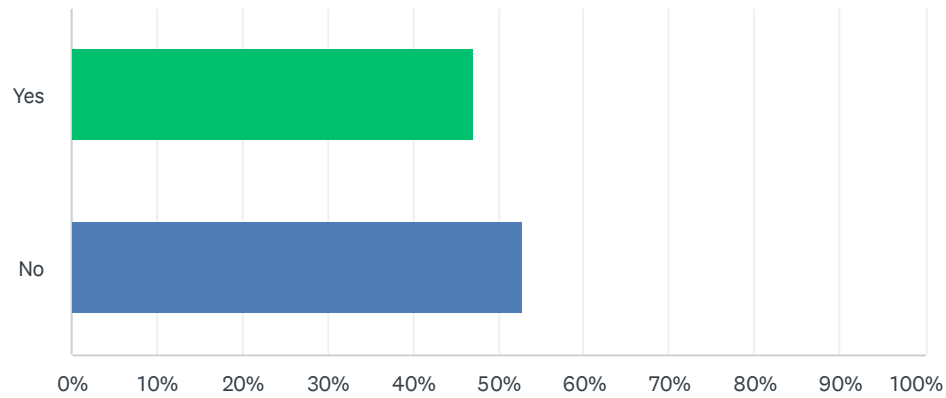
Answered: 34 Skipped: 2



ANSWER CHOICES		RESPONSES	
Yes		85.29%	29
No		14.71%	5
TOTAL			34

## Q10 Did you get a higher position after publishing with Politikon?

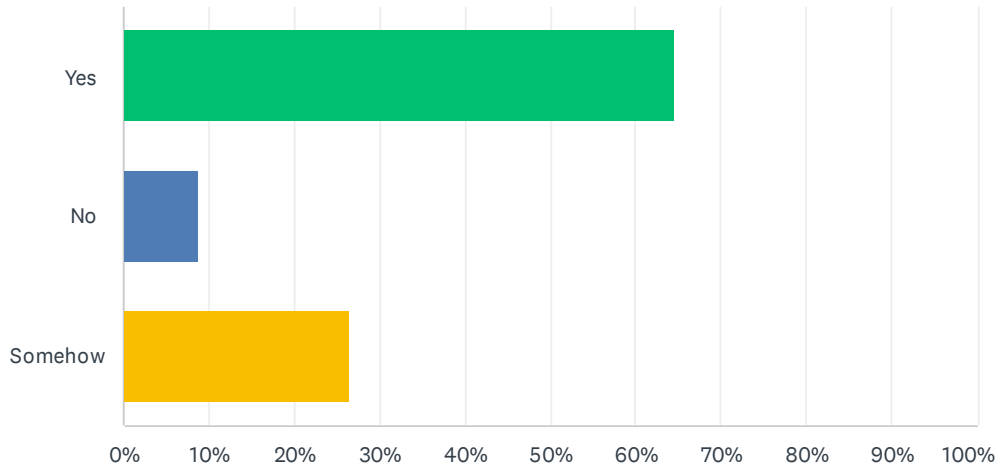
Answered: 34 Skipped: 2



ANSWER CHOICES	RESPONSES	
Yes	47.06%	16
No	52.94%	18
TOTAL		34

## Q11 Do you feel that your writing/researching/reasoning skills have improved as a result of publishing with Politikon?

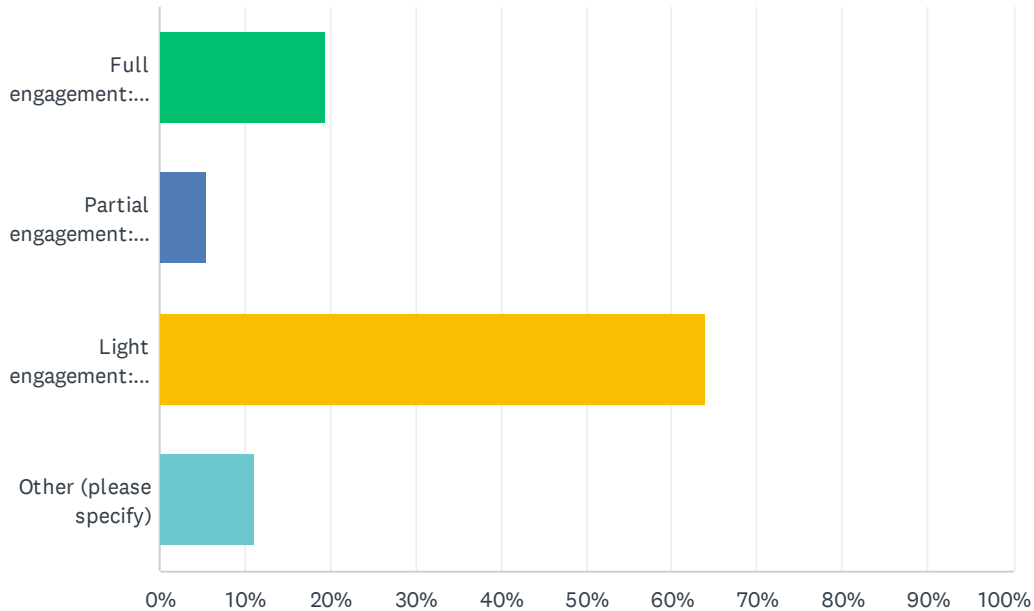
Answered: 34 Skipped: 2



ANSWER CHOICES	RESPONSES	
Yes	64.71%	22
No	8.82%	3
Somehow	26.47%	9
TOTAL		34

## Q12 Since the time you published with IAPSS Politikon, how active have you been with IAPSS?

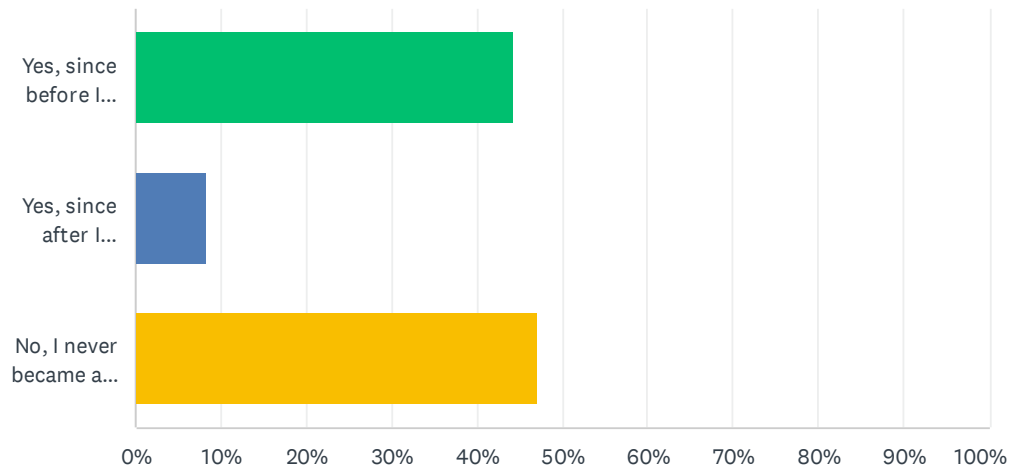
Answered: 36 Skipped: 0



ANSWER CHOICES	RESPONSES	
Full engagement: participate in world congress, participate as volunteer in other activities of the association	19.44%	7
Partial engagement: participate in world congress, but do not participate as volunteer in other activities of the association	5.56%	2
Light engagement: only follow the activities of the association through online platforms	63.89%	23
Other (please specify)	11.11%	4
TOTAL		36

## Q13 Are you a member of IAPSS?

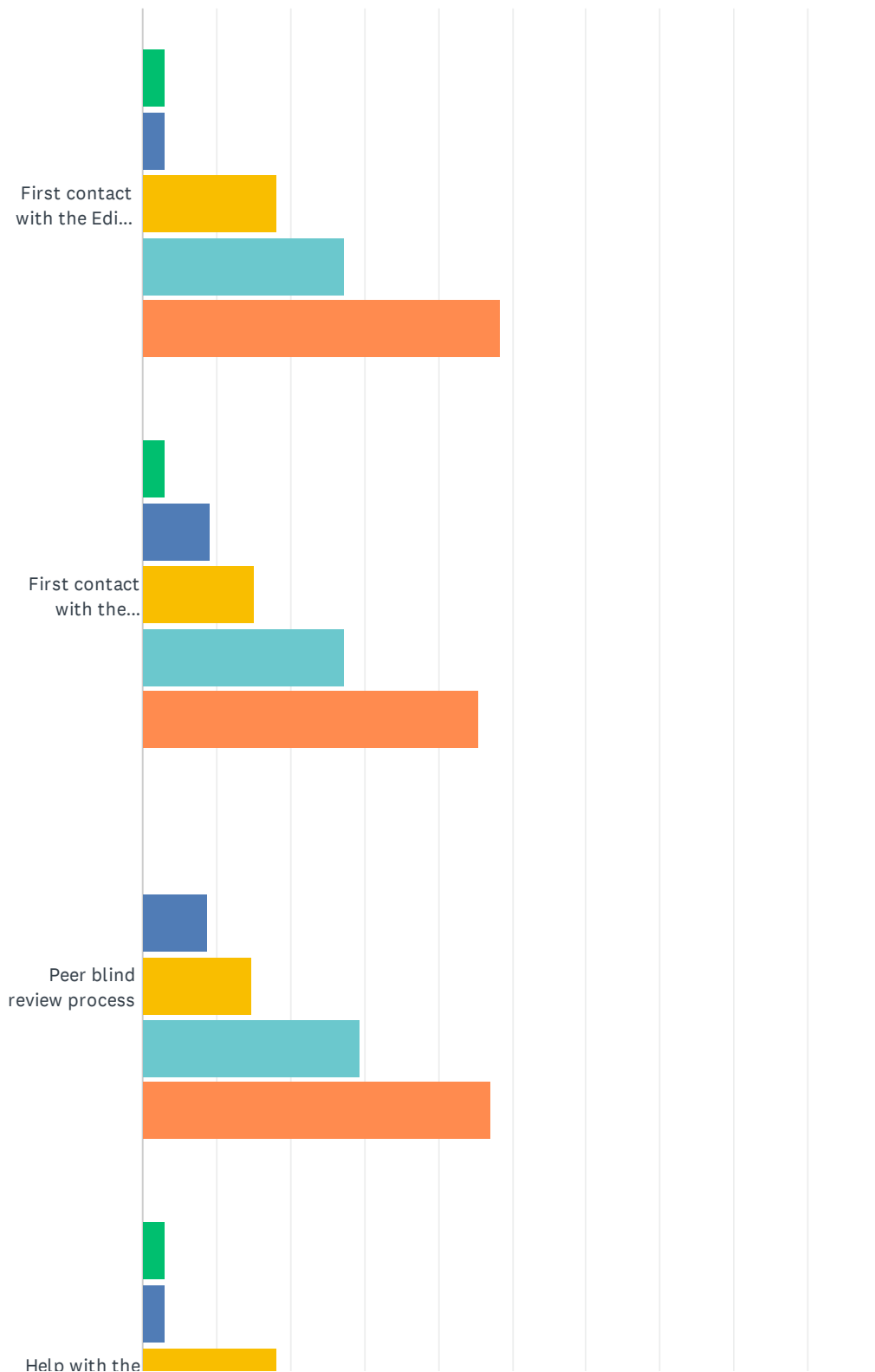
Answered: 36 Skipped: 0

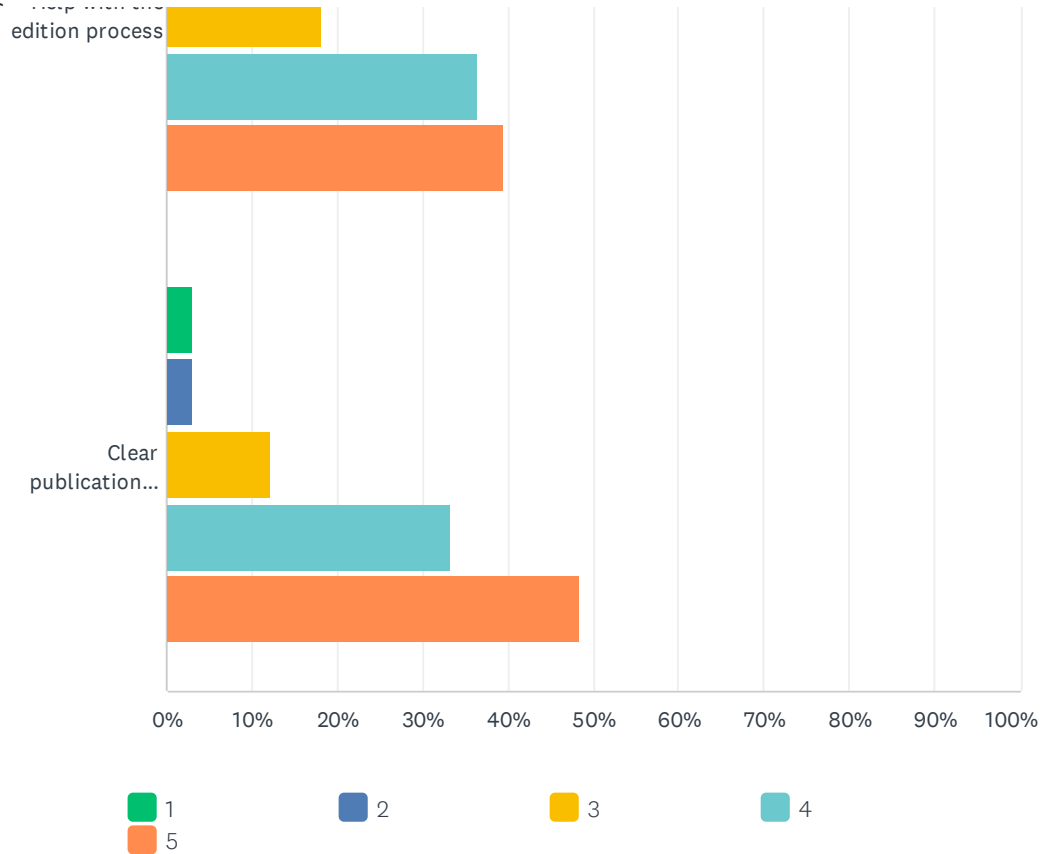


ANSWER CHOICES	RESPONSES	
Yes, since before I published with IAPSS Politikon	44.44%	16
Yes, since after I published with IAPSS Politikon	8.33%	3
No, I never became a member, even after having published with IAPSS Politikon	47.22%	17
TOTAL		36

## Q14 Please rate each component of the publication process for how much or little was helpful to you. Please rate from 1 (strongly disagree) to 5 (strongly agree)

Answered: 34 Skipped: 2

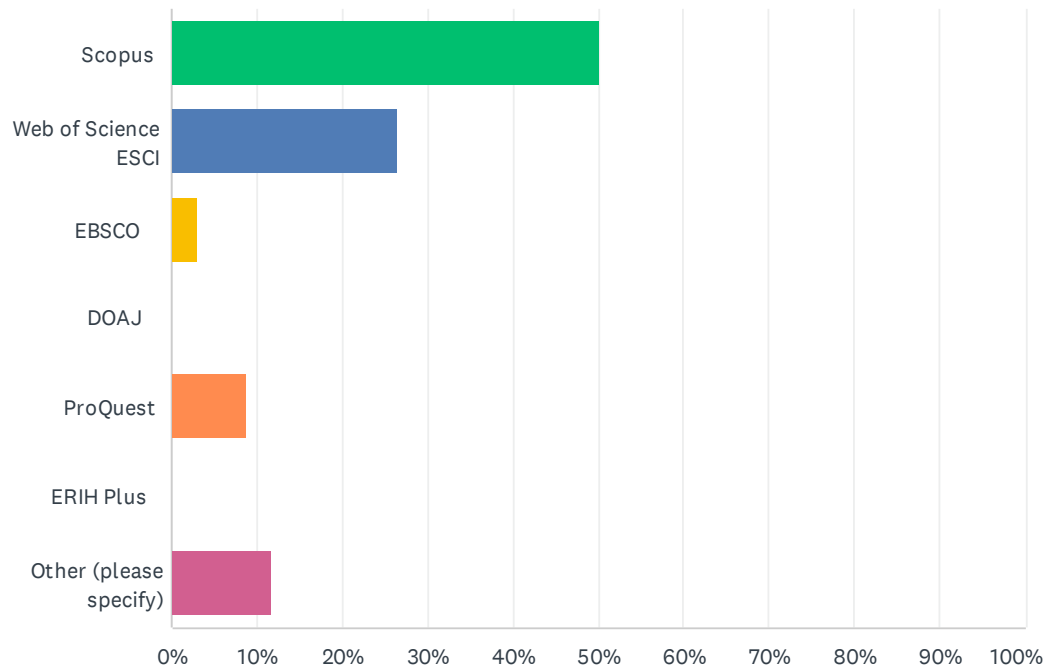




	1	2	3	4	5	TOTAL
First contact with the Editor in Chief	3.03% 1	3.03% 1	18.18% 6	27.27% 9	48.48% 16	33
First contact with the Editorial Board member	3.03% 1	9.09% 3	15.15% 5	27.27% 9	45.45% 15	33
Peer blind review process	0.00% 0	8.82% 3	14.71% 5	29.41% 10	47.06% 16	34
Help with the edition process	3.03% 1	3.03% 1	18.18% 6	36.36% 12	39.39% 13	33
Clear publication guidelines	3.03% 1	3.03% 1	12.12% 4	33.33% 11	48.48% 16	33

## Q15 Which indexing services are essential for you to submit to a journal?

Answered: 34 Skipped: 2

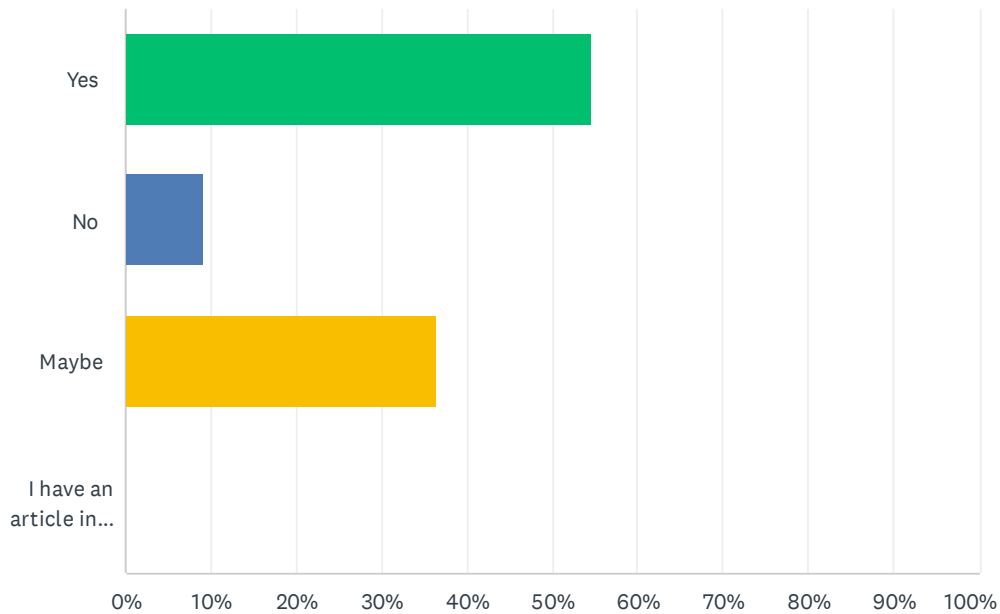


ANSWER CHOICES	RESPONSES	
Scopus	50.00%	17
Web of Science ESCI	26.47%	9
EBSCO	2.94%	1
DOAJ	0.00%	0
ProQuest	8.82%	3
ERIH Plus	0.00%	0
Other (please specify)	11.76%	4
TOTAL		34



## Q16 Would you publish with Politikon again in the future?

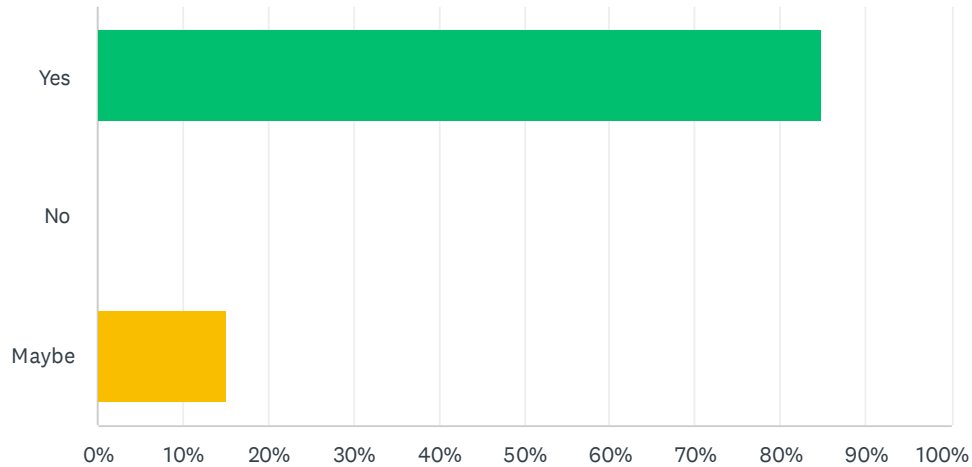
Answered: 33 Skipped: 3



ANSWER CHOICES	RESPONSES	
Yes	54.55%	18
No	9.09%	3
Maybe	36.36%	12
I have an article in process	0.00%	0
TOTAL		33

## Q17 Would you recommend your friends or colleagues to publish with Politikon?

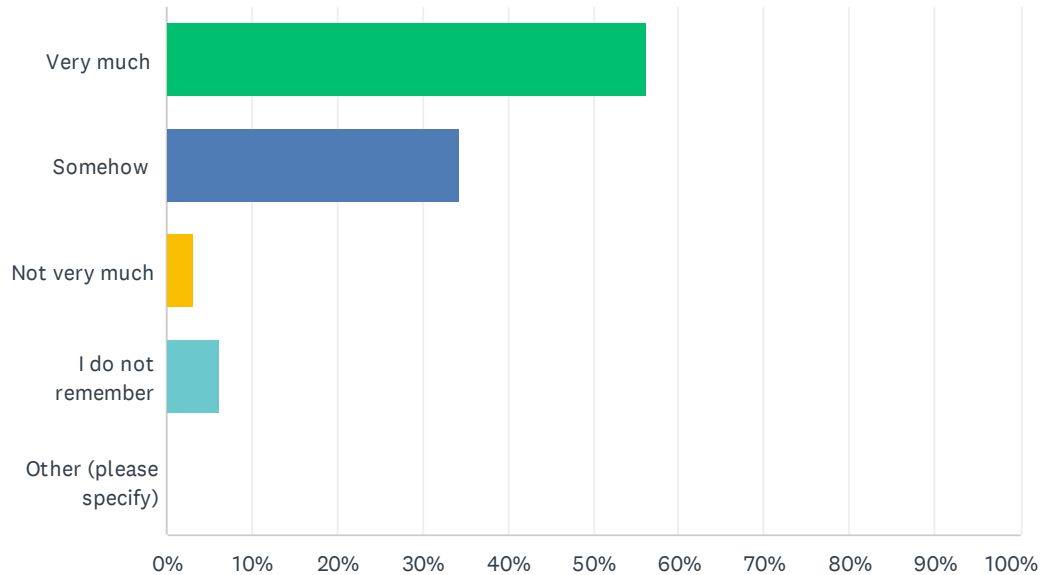
Answered: 33 Skipped: 3



ANSWER CHOICES	RESPONSES	
Yes	84.85%	28
No	0.00%	0
Maybe	15.15%	5
TOTAL		33

## Q18 How satisfied were you with the frequency of correspondence from the Politikon editorial board?

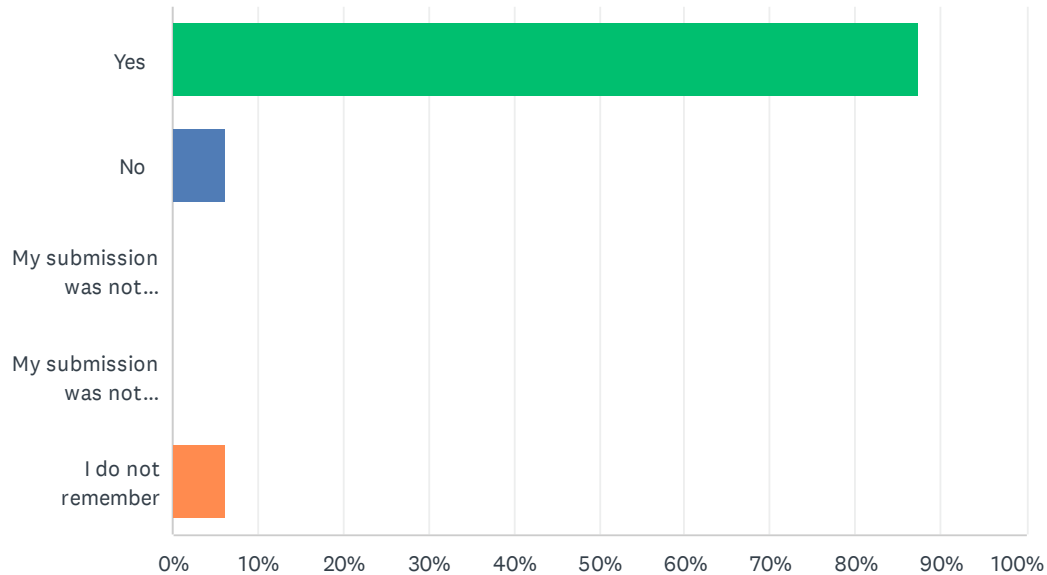
Answered: 32 Skipped: 4



ANSWER CHOICES	RESPONSES	
Very much	56.25%	18
Somehow	34.38%	11
Not very much	3.13%	1
I do not remember	6.25%	2
Other (please specify)	0.00%	0
TOTAL		32

## Q19 If your submission was accepted, did you disseminate your article once published?

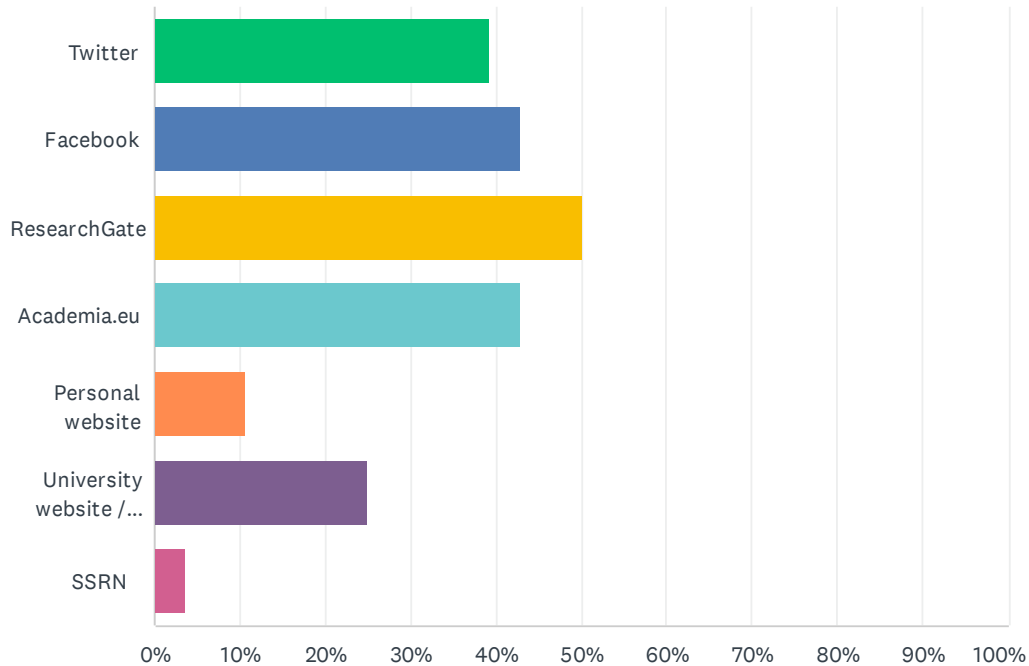
Answered: 32 Skipped: 4



ANSWER CHOICES	RESPONSES	
Yes	87.50%	28
No	6.25%	2
My submission was not published as I withdrew my manuscript	0.00%	0
My submission was not published as it was rejected by the peer reviews (before or after revisions)	0.00%	0
I do not remember	6.25%	2
TOTAL		32

## Q20 If you disseminated your published article, which platforms did you use?

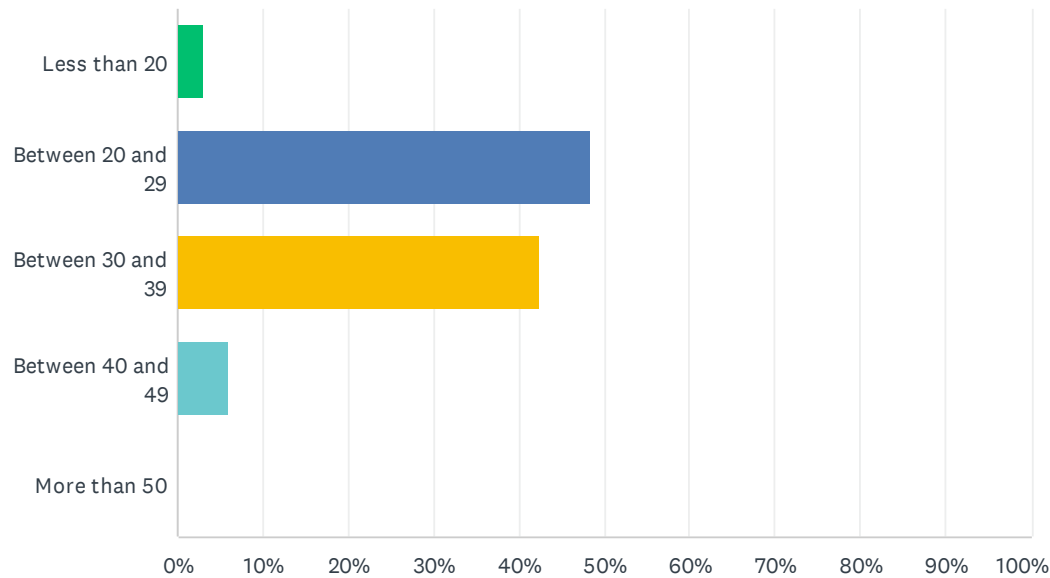
Answered: 28 Skipped: 8



ANSWER CHOICES	RESPONSES	
Twitter	39.29%	11
Facebook	42.86%	12
ResearchGate	50.00%	14
Academia.eu	42.86%	12
Personal website	10.71%	3
University website / depository	25.00%	7
SSRN	3.57%	1
Total Respondents: 28		

Q21 What is your age?

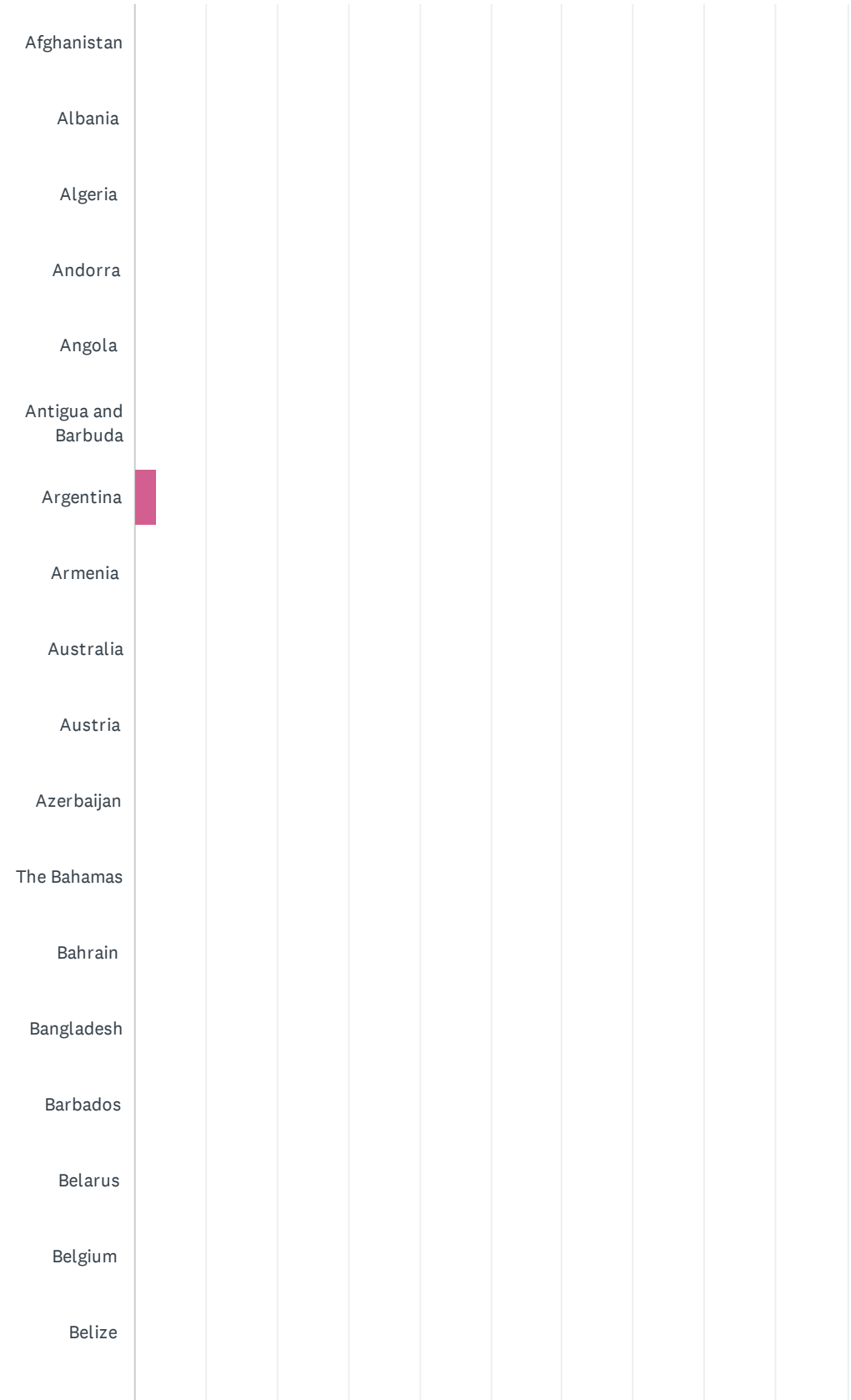
Answered: 33 Skipped: 3



ANSWER CHOICES	RESPONSES	
Less than 20	3.03%	1
Between 20 and 29	48.48%	16
Between 30 and 39	42.42%	14
Between 40 and 49	6.06%	2
More than 50	0.00%	0
TOTAL		33

Q22 What country are you from?

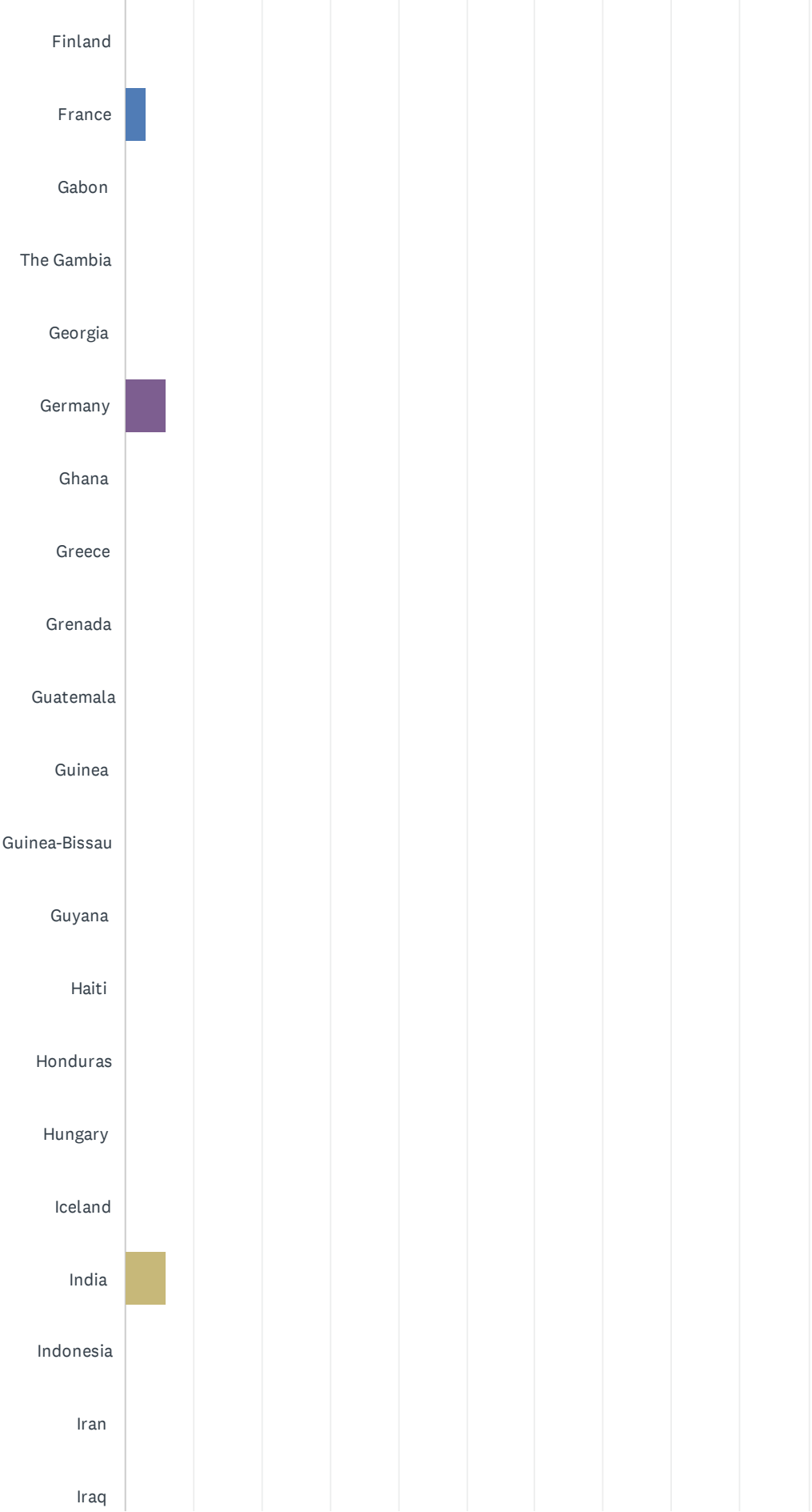
Answered: 33    Skipped: 3













Liechtenstein

Lithuania

Luxembourg

Madagascar

Malawi

Malaysia

Maldives

Mali

Malta

Marshall Islands

Mauritania

Mauritius

Mexico

Micronesia, Federated...

Moldova

Monaco

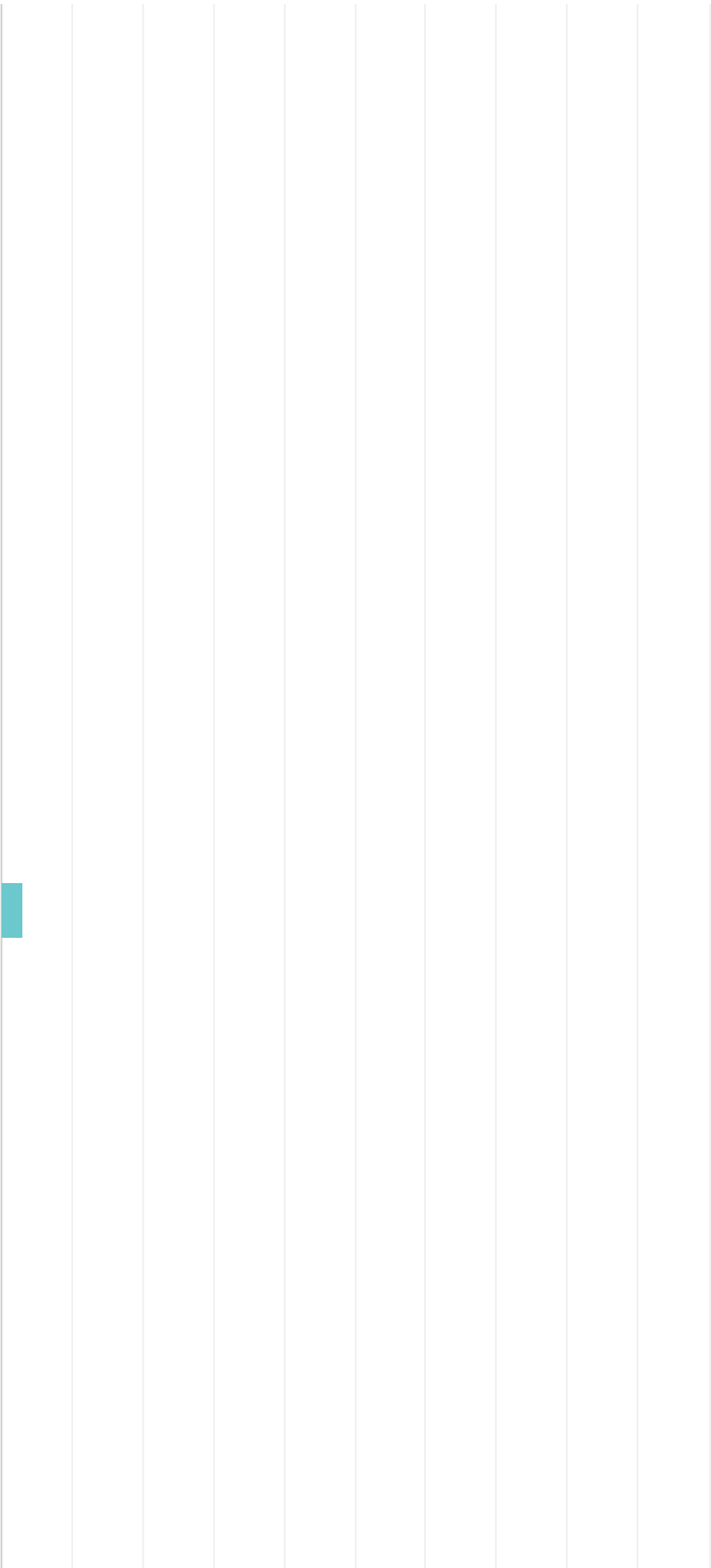
Mongolia

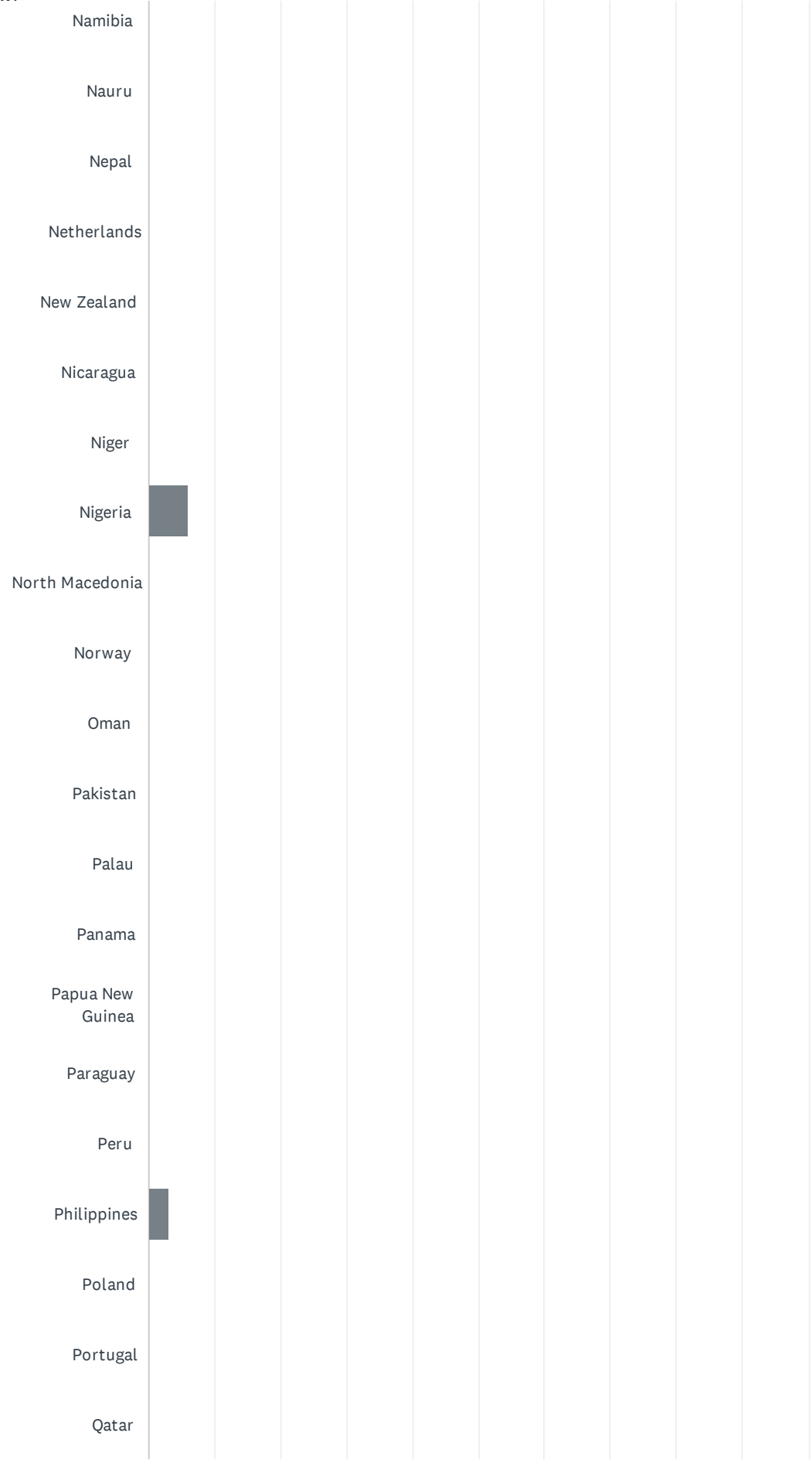
Montenegro

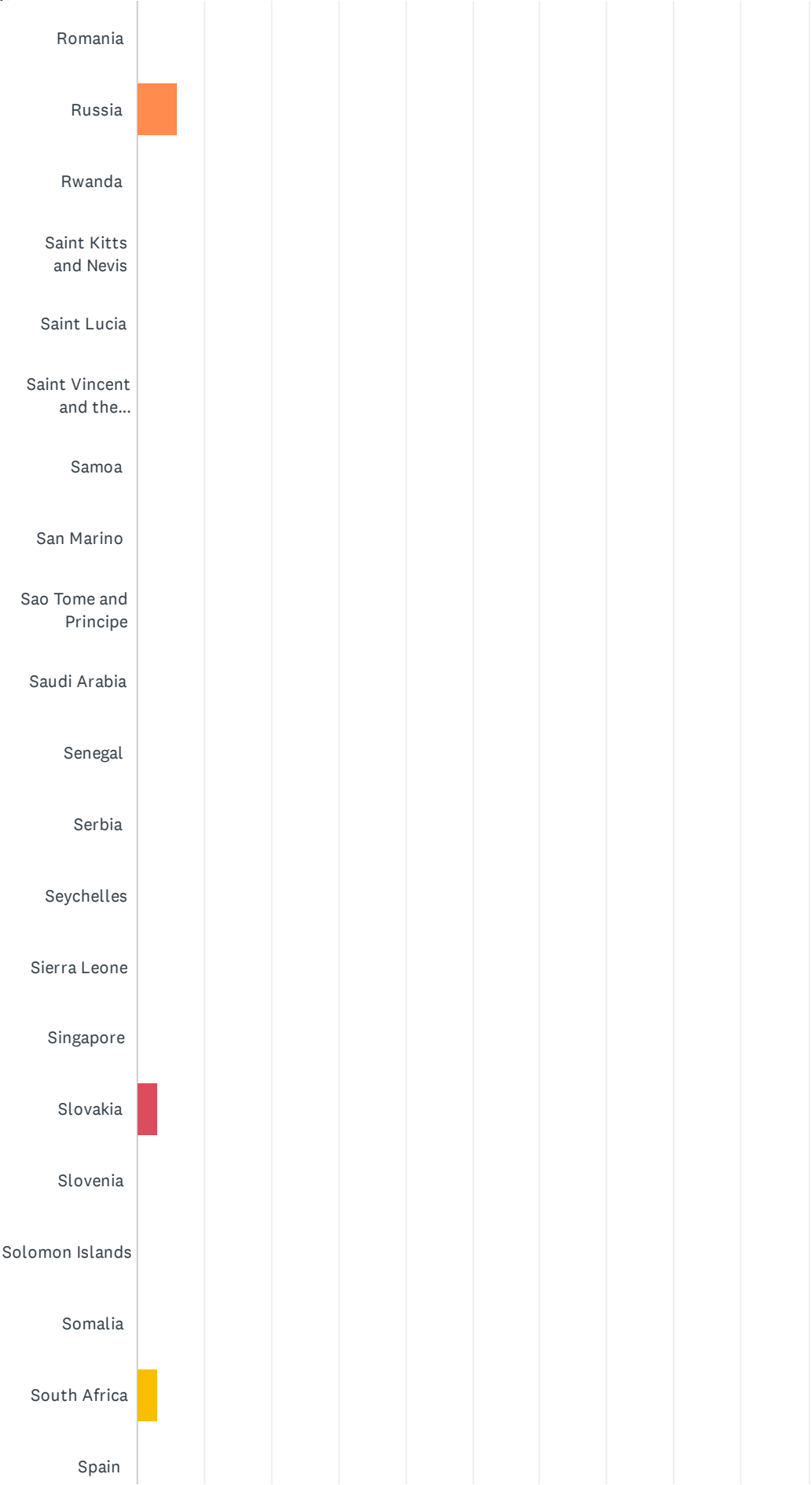
Morocco

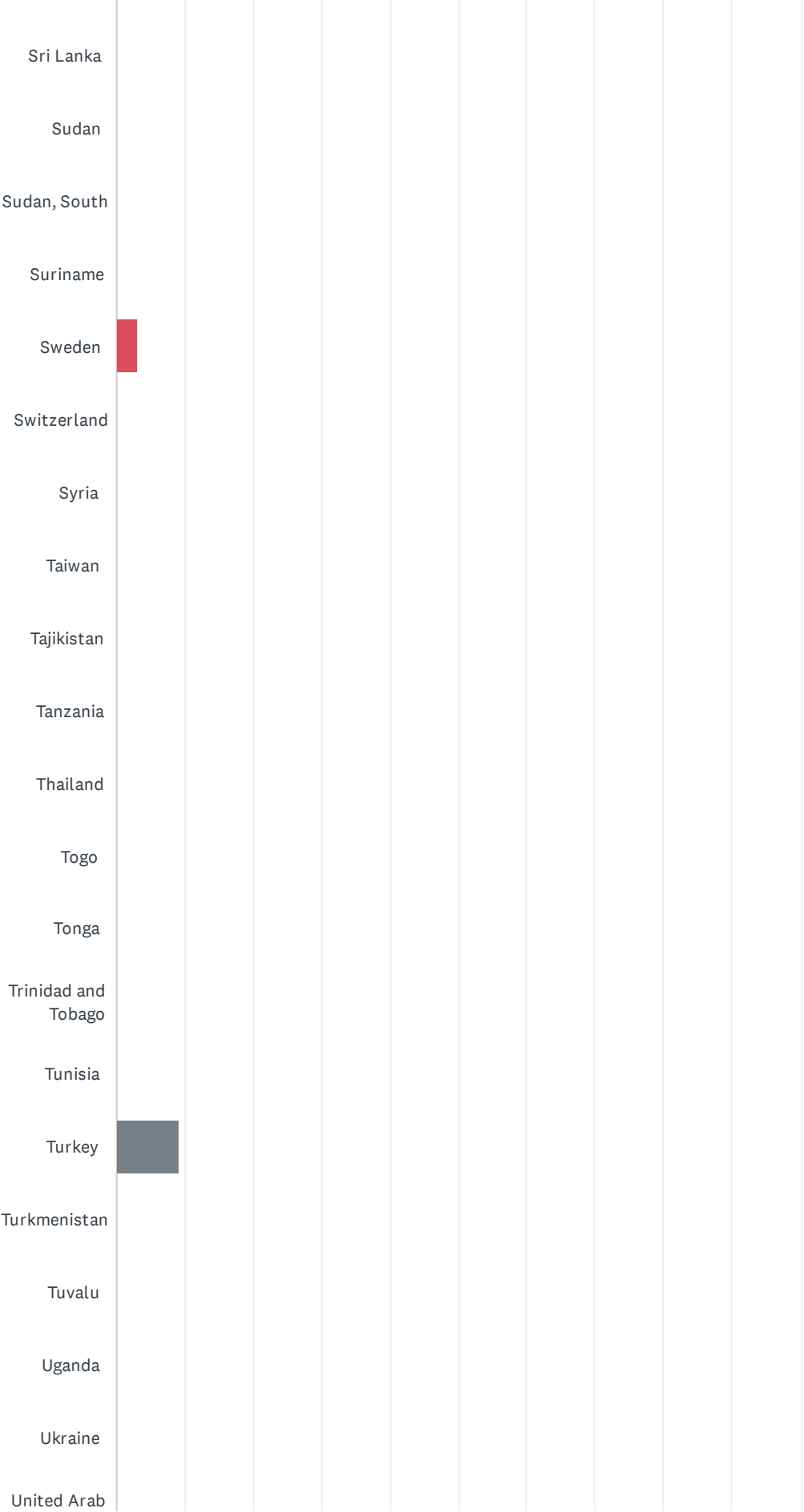
Mozambique

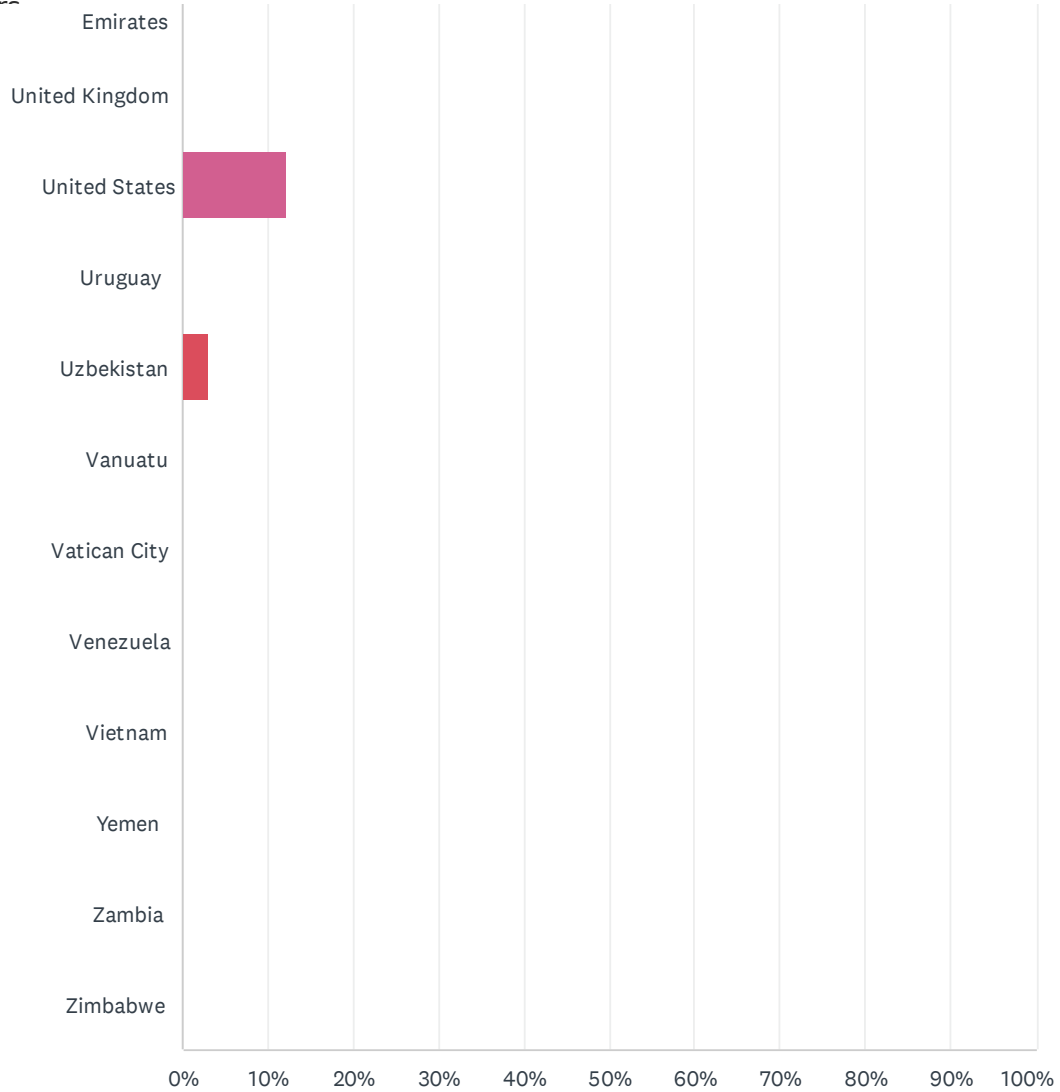
Myanmar (Burma)













ANSWER CHOICES	RESPONSES	
Afghanistan	0.00%	0
Albania	0.00%	0
Algeria	0.00%	0
Andorra	0.00%	0
Angola	0.00%	0
Antigua and Barbuda	0.00%	0
Argentina	3.03%	1
Armenia	0.00%	0
Australia	0.00%	0
Austria	0.00%	0
Azerbaijan	0.00%	0
The Bahamas	0.00%	0
Bahrain	0.00%	0
Bangladesh	0.00%	0
Barbados	0.00%	0
Belarus	0.00%	0
Belgium	0.00%	0
Belize	0.00%	0
Benin	0.00%	0
Bhutan	0.00%	0
Bolivia	0.00%	0
Bosnia and Herzegovina	0.00%	0
Botswana	0.00%	0
Brazil	3.03%	1
Brunei	0.00%	0
Bulgaria	0.00%	0
Burkina Faso	0.00%	0
Burundi	0.00%	0
Cabo Verde	0.00%	0
Cambodia	0.00%	0
Cameroon	0.00%	0
Canada	0.00%	0

Students, Recent Graduates, and Junior Scholars in the Academia: An Analysis of the Impact of IAPSS Politikon in the Academic Careers of its Authors		SurveyMonkey
Central African Republic	0.00%	0
Chad	0.00%	0
Chile	0.00%	0
China	0.00%	0
Colombia	0.00%	0
Comoros	0.00%	0
Congo, Democratic Republic of the	0.00%	0
Congo, Republic of the	0.00%	0
Costa Rica	0.00%	0
Côte d'Ivoire	0.00%	0
Croatia	0.00%	0
Cuba	0.00%	0
Cyprus	0.00%	0
Czech Republic	0.00%	0
Denmark	0.00%	0
Djibouti	0.00%	0
Dominica	0.00%	0
Dominican Republic	0.00%	0
East Timor (Timor-Leste)	0.00%	0
Ecuador	0.00%	0
Egypt	0.00%	0
El Salvador	6.06%	2
Equatorial Guinea	0.00%	0
Eritrea	0.00%	0
Estonia	0.00%	0
Eswatini	0.00%	0
Ethiopia	6.06%	2
Fiji	0.00%	0
Finland	0.00%	0
France	3.03%	1
Gabon	0.00%	0
The Gambia	0.00%	0
Georgia	0.00%	0
Germany	6.06%	2

Ghana	0.00%	0
Greece	0.00%	0
Grenada	0.00%	0
Guatemala	0.00%	0
Guinea	0.00%	0
Guinea-Bissau	0.00%	0
Guyana	0.00%	0
Haiti	0.00%	0
Honduras	0.00%	0
Hungary	0.00%	0
Iceland	0.00%	0
India	6.06%	2
Indonesia	0.00%	0
Iran	0.00%	0
Iraq	0.00%	0
Ireland	3.03%	1
Israel	0.00%	0
Italy	9.09%	3
Jamaica	0.00%	0
Japan	0.00%	0
Jordan	0.00%	0
Kazakhstan	0.00%	0
Kenya	3.03%	1
Kiribati	0.00%	0
Korea, North	0.00%	0
Korea, South	0.00%	0
Kosovo	0.00%	0
Kuwait	0.00%	0
Kyrgyzstan	0.00%	0
Laos	0.00%	0
Latvia	0.00%	0
Lebanon	0.00%	0
Lesotho	0.00%	0

Liberia	0.00%	0
Libya	0.00%	0
Liechtenstein	0.00%	0
Lithuania	0.00%	0
Luxembourg	0.00%	0
Madagascar	0.00%	0
Malawi	0.00%	0
Malaysia	0.00%	0
Maldives	0.00%	0
Mali	0.00%	0
Malta	0.00%	0
Marshall Islands	0.00%	0
Mauritania	0.00%	0
Mauritius	0.00%	0
Mexico	3.03%	1
Micronesia, Federated States of	0.00%	0
Moldova	0.00%	0
Monaco	0.00%	0
Mongolia	0.00%	0
Montenegro	0.00%	0
Morocco	0.00%	0
Mozambique	0.00%	0
Myanmar (Burma)	0.00%	0
Namibia	0.00%	0
Nauru	0.00%	0
Nepal	0.00%	0
Netherlands	0.00%	0
New Zealand	0.00%	0
Nicaragua	0.00%	0
Niger	0.00%	0
Nigeria	6.06%	2
North Macedonia	0.00%	0
Norway	0.00%	0

Students, Recent Graduates, and Junior Scholars in the Academia: An  
Analysis of the Impact of IAPSS Politikon in the Academic Careers of its  
Authors

SurveyMonkey

Oman	0.00%	0
Pakistan	0.00%	0
Palau	0.00%	0
Panama	0.00%	0
Papua New Guinea	0.00%	0
Paraguay	0.00%	0
Peru	0.00%	0
Philippines	3.03%	1
Poland	0.00%	0
Portugal	0.00%	0
Qatar	0.00%	0
Romania	0.00%	0
Russia	6.06%	2
Rwanda	0.00%	0
Saint Kitts and Nevis	0.00%	0
Saint Lucia	0.00%	0
Saint Vincent and the Grenadines	0.00%	0
Samoa	0.00%	0
San Marino	0.00%	0
Sao Tome and Principe	0.00%	0
Saudi Arabia	0.00%	0
Senegal	0.00%	0
Serbia	0.00%	0
Seychelles	0.00%	0
Sierra Leone	0.00%	0
Singapore	0.00%	0
Slovakia	3.03%	1
Slovenia	0.00%	0
Solomon Islands	0.00%	0
Somalia	0.00%	0
South Africa	3.03%	1
Spain	0.00%	0
Sri Lanka	0.00%	0

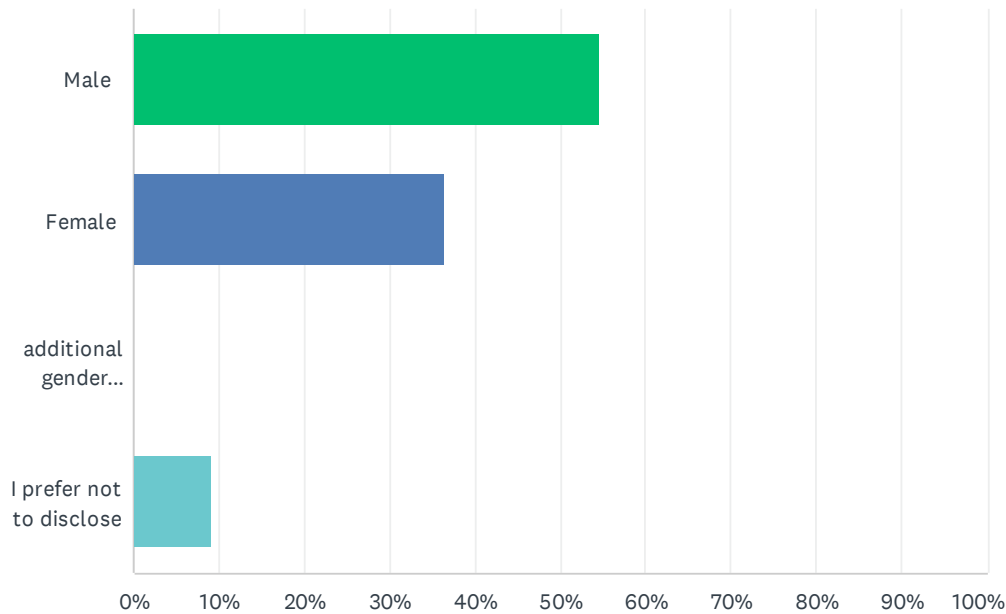
# Students, Recent Graduates, and Junior Scholars in the Academia: An Analysis of the Impact of IAPSS Politikon in the Academic Careers of its Authors

SurveyMonkey

Sudan	0.00%	0
Sudan, South	0.00%	0
Suriname	0.00%	0
Sweden	3.03%	1
Switzerland	0.00%	0
Syria	0.00%	0
Taiwan	0.00%	0
Tajikistan	0.00%	0
Tanzania	0.00%	0
Thailand	0.00%	0
Togo	0.00%	0
Tonga	0.00%	0
Trinidad and Tobago	0.00%	0
Tunisia	0.00%	0
Turkey	9.09%	3
Turkmenistan	0.00%	0
Tuvalu	0.00%	0
Uganda	0.00%	0
Ukraine	0.00%	0
United Arab Emirates	0.00%	0
United Kingdom	0.00%	0
United States	12.12%	4
Uruguay	0.00%	0
Uzbekistan	3.03%	1
Vanuatu	0.00%	0
Vatican City	0.00%	0
Venezuela	0.00%	0
Vietnam	0.00%	0
Yemen	0.00%	0
Zambia	0.00%	0
Zimbabwe	0.00%	0
TOTAL		33

Q23 What is your gender?

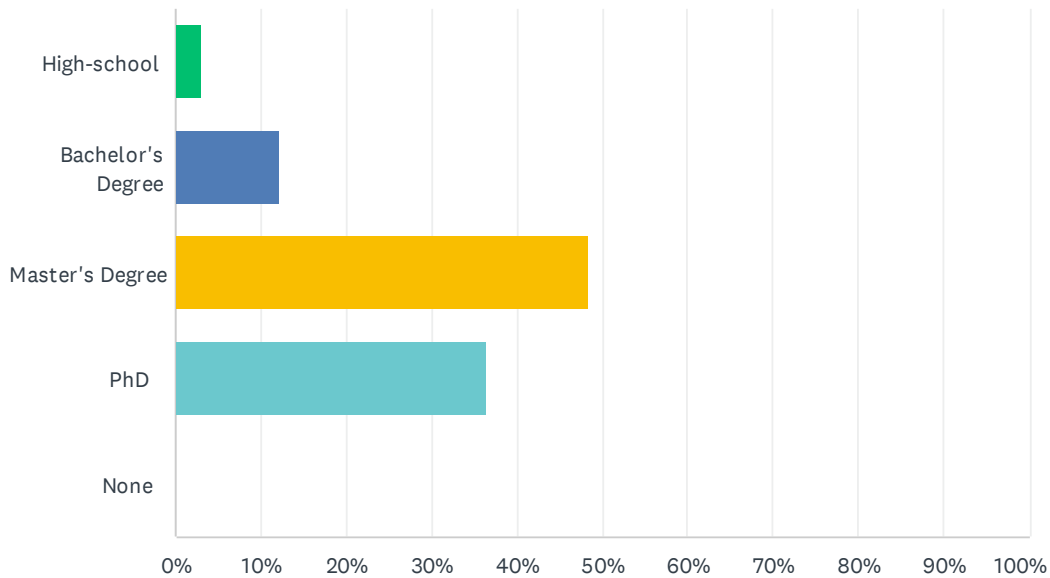
Answered: 33 Skipped: 3



ANSWER CHOICES	RESPONSES	
Male	54.55%	18
Female	36.36%	12
additional gender category/identity not listed	0.00%	0
I prefer not to disclose	9.09%	3
TOTAL		33

## Q24 What is your highest education level?

Answered: 33 Skipped: 3

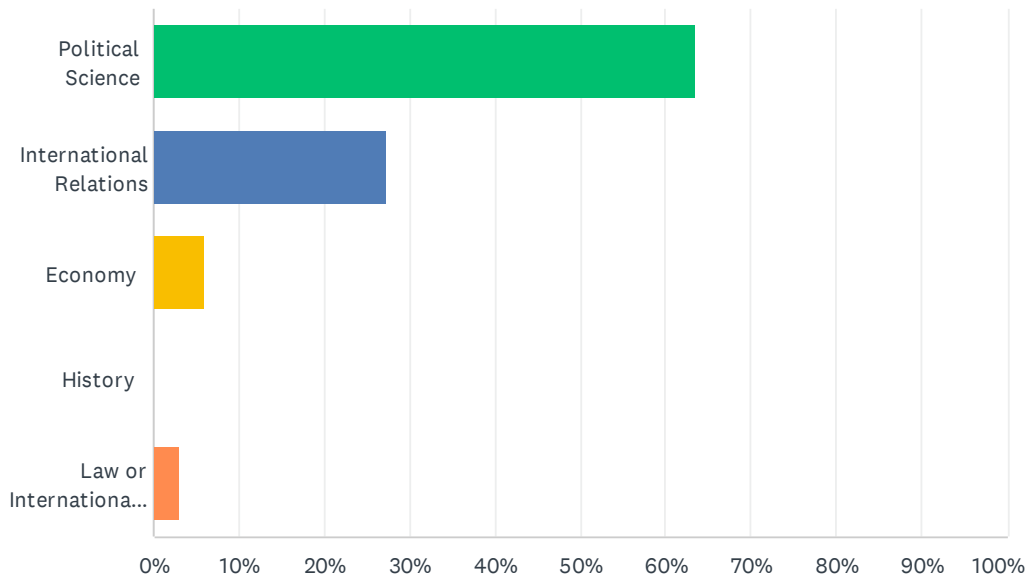


ANSWER CHOICES	RESPONSES	
High-school	3.03%	1
Bachelor's Degree	12.12%	4
Master's Degree	48.48%	16
PhD	36.36%	12
None	0.00%	0
TOTAL		33



## Q25 What did you major in?

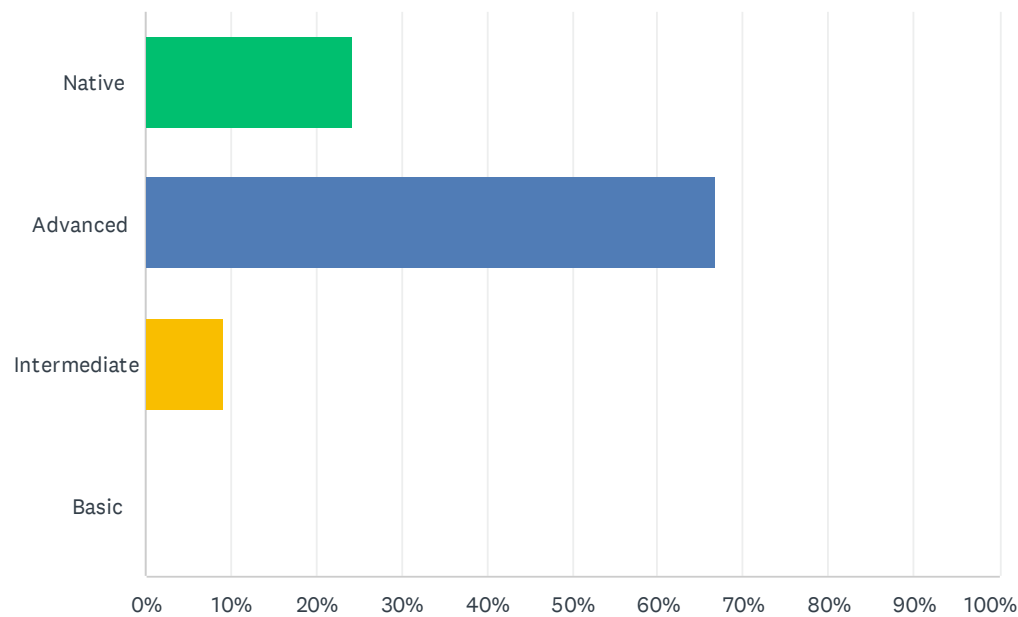
Answered: 33 Skipped: 3



ANSWER CHOICES	RESPONSES	
Political Science	63.64%	21
International Relations	27.27%	9
Economy	6.06%	2
History	0.00%	0
Law or International Law	3.03%	1
TOTAL		33

Q26 How would you rate your English proficiency?

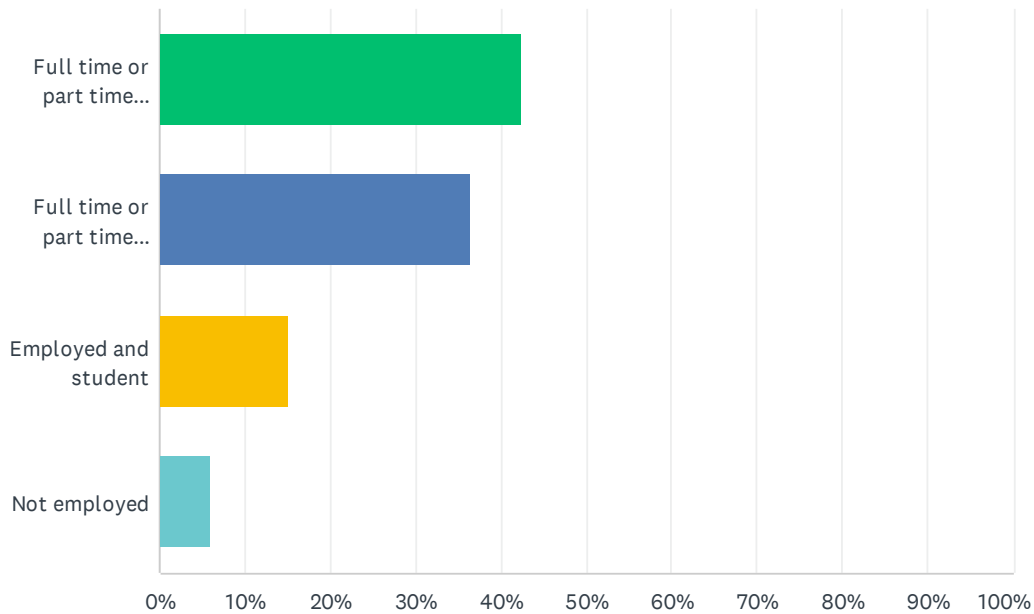
Answered: 33    Skipped: 3



ANSWER CHOICES	RESPONSES	
Native	24.24%	8
Advanced	66.67%	22
Intermediate	9.09%	3
Basic	0.00%	0
TOTAL		33

## Q27 Which of these describe you?

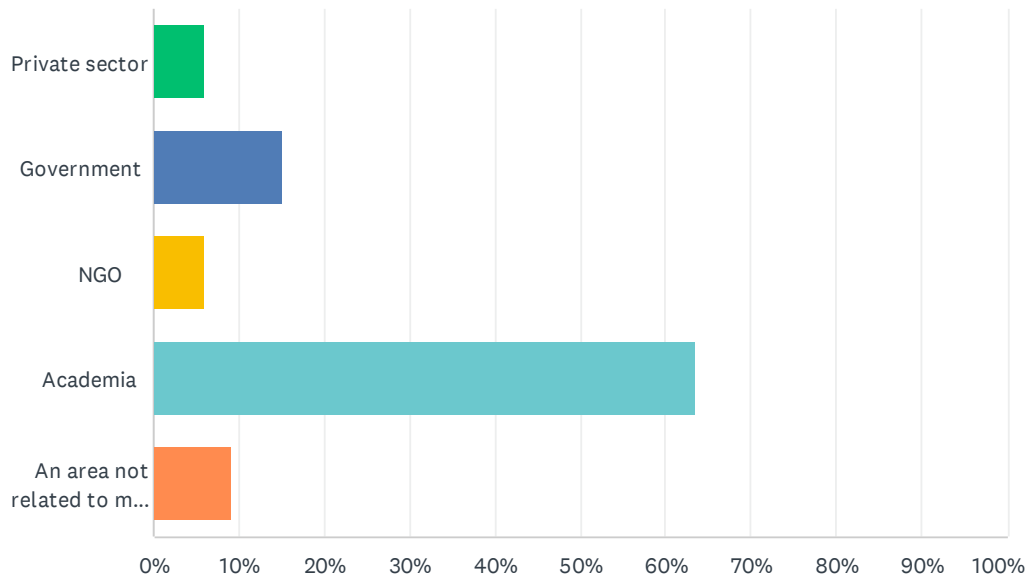
Answered: 33 Skipped: 3



ANSWER CHOICES	RESPONSES	
Full time or part time employed	42.42%	14
Full time or part time student	36.36%	12
Employed and student	15.15%	5
Not employed	6.06%	2
TOTAL		33

## Q28 Where are you currently employed?

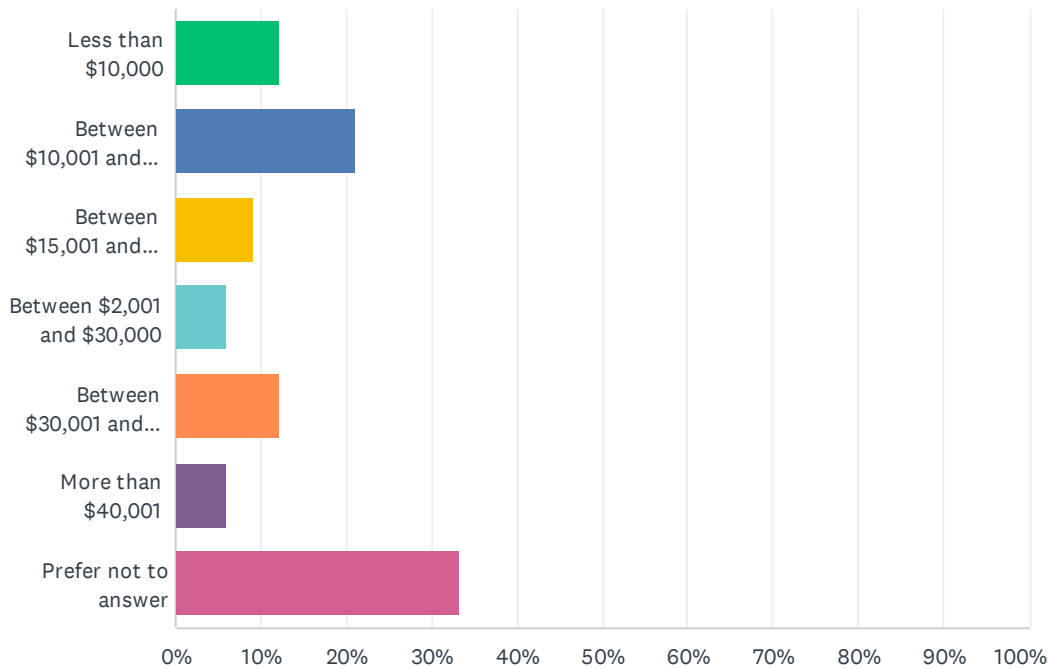
Answered: 33 Skipped: 3



ANSWER CHOICES	RESPONSES	
Private sector	6.06%	2
Government	15.15%	5
NGO	6.06%	2
Academia	63.64%	21
An area not related to my field of study	9.09%	3
TOTAL		33

## Q29 How much is your household's income per year?

Answered: 33 Skipped: 3



ANSWER CHOICES	RESPONSES	
Less than \$10,000	12.12%	4
Between \$10,001 and \$15,000	21.21%	7
Between \$15,001 and \$20,000	9.09%	3
Between \$2,001 and \$30,000	6.06%	2
Between \$30,001 and \$40,000	12.12%	4
More than \$40,001	6.06%	2
Prefer not to answer	33.33%	11
TOTAL		33

**Q30 Is there any other remarks that you would like to make regarding your  
experience with Politikon?**

Answered: 8   Skipped: 28