













**Table S1:** Origin and images of the eight celery samples used in this study and harvested in 2018 and 2020.

Line	Origin	Harvest 2018	Harvest 2020
5	USA		
			
8	AUS		
			
10	UK		
12	UK		



15      USA



18      EU



22      USA



25      EU

