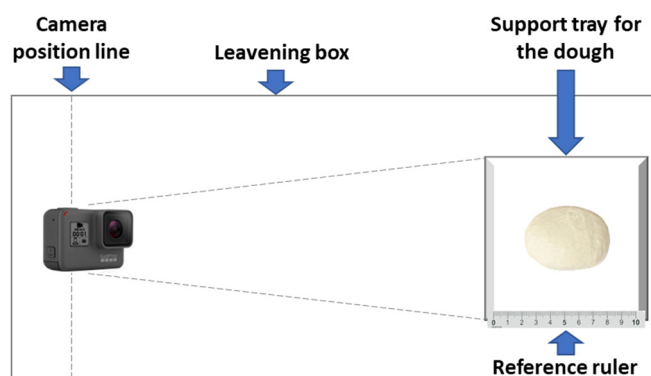



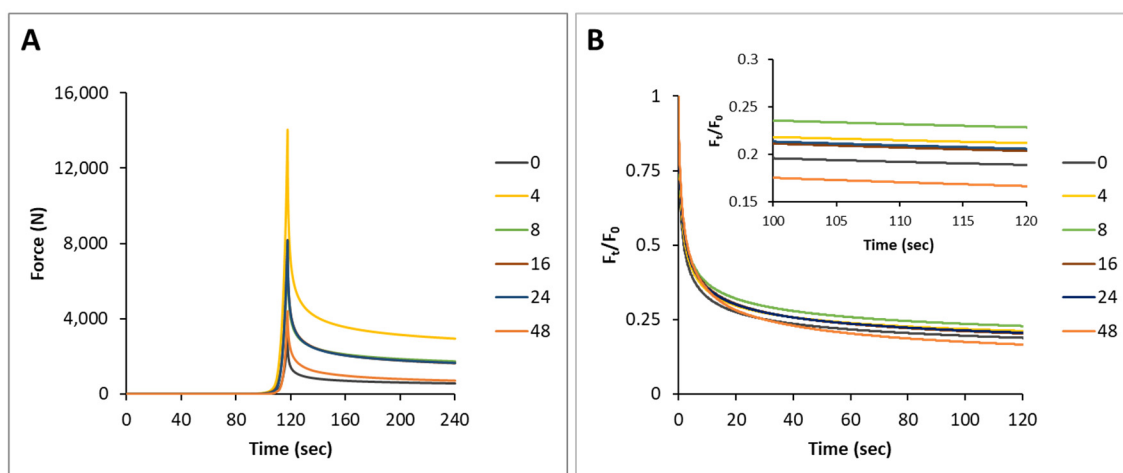
## Supplementary materials



**Figure S1** – Schematic representation of camera position with respect to the dough for image acquisition during leavening in the *ad hoc* plastic box.



**Figure S2** – Flow chart of pizza dough compression in the two mounted plates (Ø 30 cm) of the dynamometer (Instron, mod. 5900R, Norwood, MA, USA).



**Figure S3** – Stress-relaxation (A) and elaborated relaxation graph (B) of pizza dough at selected leavening time.