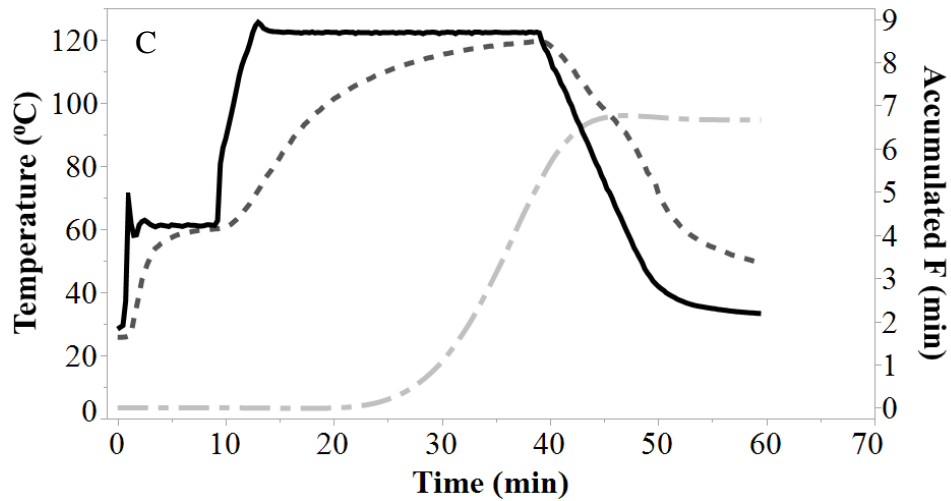
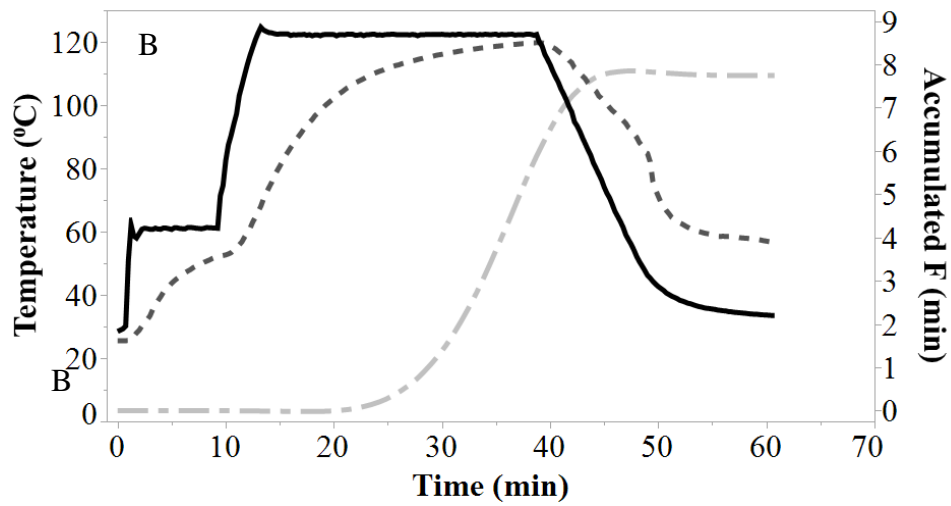
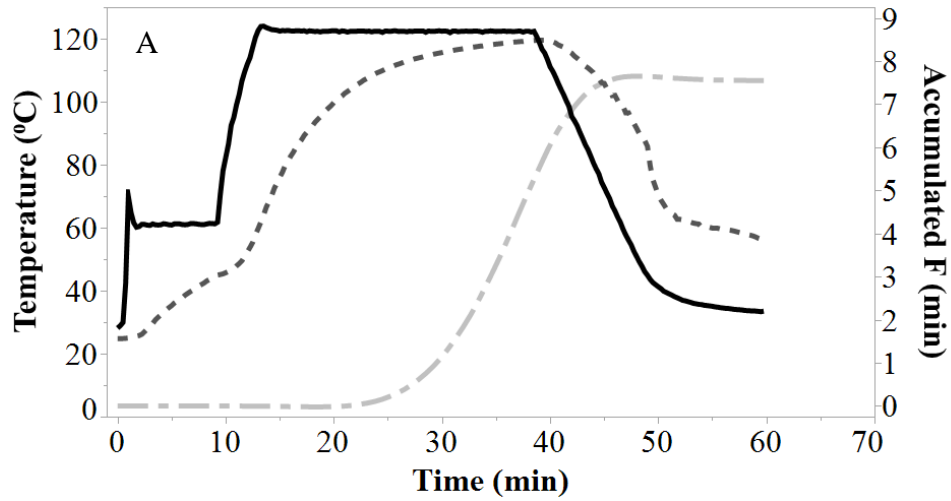


Supplemental Figure 1 A, B, C. Thai Jasmine (TJ) rice slowest heat penetration data at 45, 90 and 130 SPM, respectively, displaying retort temperature (—), heat penetration (---), and accumulated F_0 (- -).



Supplemental Figure 2 A, B, C. Parboiled (PB) rice slowest heat penetration data at 45, 90 and 130 SPM, respectively, displaying retort temperature (—), heat penetration (---), and accumulated F_0 (- -).

Supplemental Table 1. Proximate and mineral analysis of Clearfield jazzman rice retort processed at 0 SPM.

Proximate Analysis	
Proximate	Percent (%)
Protein	3.55% ± 0.07%
Crude Fat	0.17% ± 0.01%
Ash	0.30% ± 0.00%
MC	55.9% ± 1.43%
Carbohydrates	40.1% ± 1.52%

Mineral Analysis	
Mineral	CJ Retort Conc (mg/100g)
Boron	0.697 ± 0.052
Calcium	3.00 ± 0.000
Copper	< 0.190 ± 0.028
Iron	0.384 ± 0.028
Magnesium	0.265 ± 0.035
Manganese	0.708 ± 0.020
Phosphorus	79.50 ± 7.778
Potassium	56.50 ± 6.364
Sodium	< 13.00 ± 1.414
Sulphur	48.50 ± 0.707
Zinc	1.340 ± 0.057
Aluminum	0.805 ± 0.013
Barium	0.057 ± 0.045
Cadmium	< 0.012 ± 0.000
Chromium	0.050 ± 0.018
Cobalt	< 0.008 ± 0.000
Lead	< 0.050 ± 0.000
Molybdenum	0.060 ± 0.008
Nickel	0.029 ± 0.006
Selenium	< 0.575 ± 0.007
Arsenic	< 0.165 ± 0.007
Mercury	0.001 ± 0.000