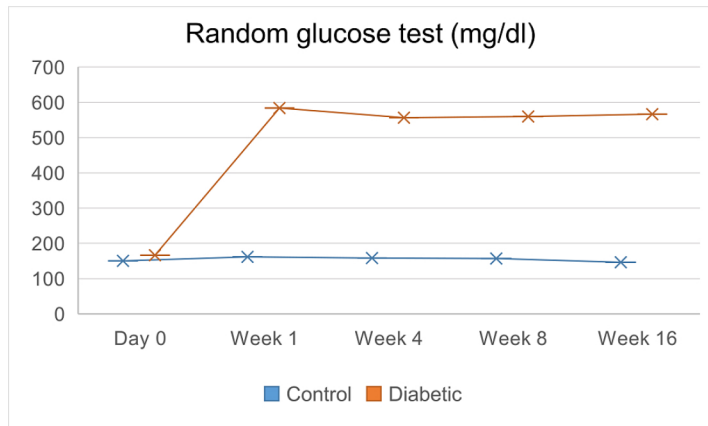


a.



b.

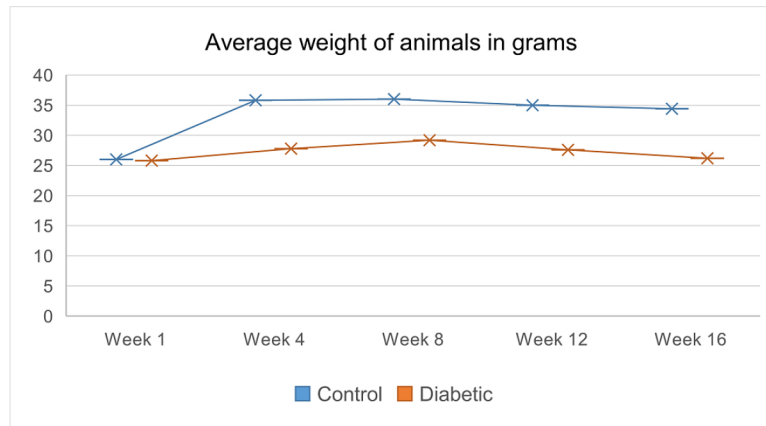


Figure S1. (a) Random glucose test showing significant difference in average glucose measures in control versus diabetic groups after STZ injections (Day 0). (b) STZ animals didn't gain any weight for the entire span of the study.

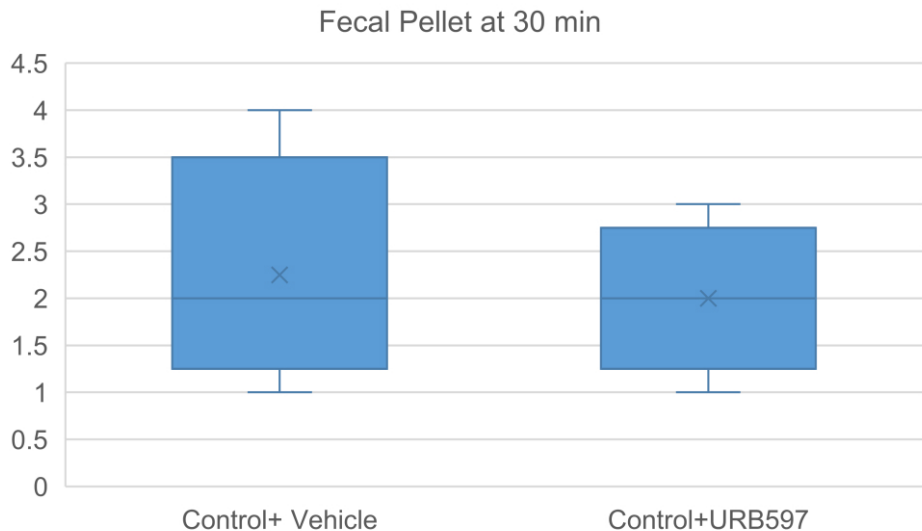
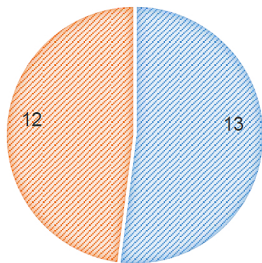


Figure S2. No difference in total fecal count in control+vehicle versus control+URB597 treated animals.

a.

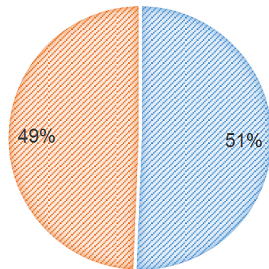
■ Veh +AM251 ■ STZ+AM251



Total Pellet Count

b.

■ Veh +AM251 ■ STZ+AM251



Percent of Wet Weight

Figure S3. (a) No difference in total fecal pellet count in control+AM251 versus STZ+AM251 treated animals.
(b) No difference in wet fecal pellet weight in control+AM251 versus STZ+AM251 treated animals.