




Article

Effects of Freeze-Drying Processes on the Acoustic Absorption Performance of Sustainable Cellulose Nanocrystal Aerogels

Ju-Qi Ruan ^{1,2,*} , Kai-Yue Xie ¹, Jun-Nan Wan ¹, Qing-Yuan Chen ¹ , Xiaoqing Zuo ³, Xiaodong Li ^{4,*}, Xiaodong Wu ⁴ , Chunlong Fei ⁵ and Shanshan Yao ²

¹ School of Physics Science and Technology, Kunming University, Kunming 650214, China

² School of Materials Science and Engineering, Jiangsu University, Zhenjiang 212013, China

³ Faculty of Materials Science and Engineering, Kunming University of Science and Technology, Kunming 650093, China

⁴ College of Materials Science and Engineering, Nanjing Tech University, Nanjing 210009, China

⁵ School of Microelectronics, Xidian University, Xi'an 710126, China

* Correspondence: ruanjuqi@foxmail.com (J.-Q.R.); xdli@njtech.edu.cn (X.L.)

Abstract: Cellulose aerogels have great prospects for noise reduction applications due to their sustainable value and superior 3D interconnected porous structures. The drying principle is a crucial factor in the preparation process for developing high-performance aerogels, particularly with respect to achieving high acoustic absorption properties. In this study, multifunctional cellulose nanocrystal (CNC) aerogels were conveniently prepared using two distinct freeze-drying principles: refrigerator conventional freezing (RCF) and liquid nitrogen unidirectional freezing (LnUF). The results indicate that the rapid RCF process resulted in a denser CNC aerogel structure with disordered larger pores, causing a stronger compressive performance (Young's modulus of 40 kPa). On the contrary, the LnUF process constructed ordered structures of CNC aerogels with a lower bulk density (0.03 g/cm³) and smaller apertures, resulting in better thermal stability, higher diffuse reflection across visible light, and especially increased acoustic absorption performance at low–mid frequencies (600–3000 Hz). Moreover, the dissipation mechanism of sound energy in the fabricated CNC aerogels is predicted by a designed porous media model. This work not only paves the way for optimizing the performance of aerogels through structure control, but also provides a new perspective for developing sustainable and efficient acoustic absorptive materials for a wide range of applications.

Keywords: cellulose aerogel; conventional freezing; unidirectional freezing; acoustic absorption; multifunction



Citation: Ruan, J.-Q.; Xie, K.-Y.; Wan, J.-N.; Chen, Q.-Y.; Zuo, X.; Li, X.; Wu, X.; Fei, C.; Yao, S. Effects of Freeze-Drying Processes on the Acoustic Absorption Performance of Sustainable Cellulose Nanocrystal Aerogels. *Gels* **2024**, *10*, 141. <https://doi.org/10.3390/gels10020141>

Academic Editor: Miguel Sanchez-Soto

Received: 2 January 2024

Revised: 30 January 2024

Accepted: 8 February 2024

Published: 12 February 2024



Copyright: © 2024 by the authors. Licensee MDPI, Basel, Switzerland. This article is an open access article distributed under the terms and conditions of the Creative Commons Attribution (CC BY) license (<https://creativecommons.org/licenses/by/4.0/>).

1. Introduction

Noise has emerged as a significant environmental concern in the 21st century, necessitating urgent measures to alleviate the distress caused by noise in various scenarios, including high-end equipment manufacturing, construction, transportation, and daily life. The adopting of sound-absorbing materials is the most effective way to eliminate noise. Based on the principle of dissipating sound energy, sound-absorbing materials can mainly be divided into four categories: porous material [1], (micro-)perforated plate, metamaterial [2], and a hybrid type [3]. Among these, porous materials offer advantages such as a larger absorption bandwidth, cost-effectiveness, and space efficiency, making them highly promising for practical applications [4–6]. However, given the inadequacy of existing porous sound absorption materials in terms of sustainability, a green and highly efficient acoustic absorptive material is still actively being explored.

Aerogels are three-dimensional micro/nanoporous solid materials with air as the dispersion medium which have been widely applied in various sectors including thermal insulation [7], catalysts [8], sensors [9], drug delivery [10], energy storage [11], etc. Due to their unique physical properties, such as ultra-high porosity, ultra-low density, and

sound propagation speed, aerogels are also excellent acoustic absorption materials to efficiently suppress noise [1,12,13]. Cellulose aerogels, as a new type of bio-based porous material, not only inherit the superior porous structures of traditional aerogels, but also possess extremely high sustainable value, showing good prospect in the field of noise reduction [14–16].

The absorption of sound energy by porous materials occurs through their interconnected pores due to viscous, thermal, and inertial effects caused by the interaction of air molecules at the interfaces of the gas and the solid phases [15]. Hence, the design and regulation of the pore structures of cellulose aerogels play an important role in optimizing their acoustic absorption performance. It has been reported that the porous characteristics of cellulose aerogels can be effectively regulated through cellulose content [17–19], amounts and types of crosslinker or aging agent [16,19,20], intensity of hydrogen bonds [21], drying processes, etc. In particular, controlling their physical properties (e.g., porosity, density, and aperture) with the aid of different drying principles appears to be a convenient approach to efficiently regulate porosity features. Compared to supercritical [22,23] or atmospheric [24,25] drying, the freeze-casting technique [26] is an optimal strategy for producing cellulose aerogels on a large scale. It involves freezing a liquid suspension and subliming the solvent thereafter under ultra-low pressure. During the freezing process, the suspended cellulose fibers are organized by rejection from the growing ice crystal front to the intervening space, resulting in a porous structure after sublimation [27]. Thus, the freezing rate (affected by the freezing temperature) is an important factor in regulating the porous structure, especially the pore size, of cellulose aerogels by controlling the growth speed of ice crystals. In a typical study, Mei et al. [28] investigated the effect of freezing rate on the structure and properties of a lignocellulose aerogel. The results indicated that with an increase in freezing temperature from $-196\text{ }^{\circ}\text{C}$ to $-30\text{ }^{\circ}\text{C}$ and then to $-18\text{ }^{\circ}\text{C}$, the fabricated aerogel possesses increasing apertures of $\sim 15\text{ }\mu\text{m}$, $\sim 50\text{ }\mu\text{m}$, and $\sim 150\text{ }\mu\text{m}$ with higher water absorption capacity. Xu et al. [29] prepared a kind of cellulose nanofiber composite aerogel through freeze-drying by using liquid nitrogen ($-196\text{ }^{\circ}\text{C}$) and a refrigerator ($-40\text{ }^{\circ}\text{C}$) as the cooling source. Due to the refrigerator freezing method having a much slower freezing rate and thus producing larger ice crystals, the obtained aerogel exhibited a larger pore size of nearly $70\text{ }\mu\text{m}$ compared to the aerogel frozen by liquid nitrogen (nearly $10\text{ }\mu\text{m}$). Meanwhile, numerous studies have confirmed that ice crystals nucleate quickly and grow rapidly to form fine structures at relatively low temperatures, while at higher temperatures, ice crystal nucleation and growth rates slow down, leading to an adequate growth of ice crystals and the formation of porous structures with larger pore sizes [27,30,31]. Temperature gradient (controlled by directional freezing) is another key factor regulating the three-dimensional porous structures of cellulose aerogels. Different from conventional freezing, directional drying is particularly capable of designing anisotropic pore structures by guiding the orderly growth of ice crystals. Unidirectional freezing, as a representative method, can generate a temperature difference from the bottom to the top, causing the ice crystal to grow along the temperature gradient, resulting in a lamellar structure along the growth direction of ice crystals [30,32]. For instance, xyloglucan/cellulose [32] and silk fibroin–cellulose [33] nanocrystal aerogels fabricated by unidirectional freeze-casting both exhibit an oriented lamellar structure with ordered pore channels, showing superior compressive performance along the freezing direction. In recent years, a bidirectional freezing technique has been developed to assemble small building blocks into large-scale aligned layers, forming a hierarchical porous structure by controlling the temperature gradient both from horizontal and vertical directions [34,35]. Liu et al. [36] prepared a multifunctional bianisotropic polyimide/bacterial cellulose aerogel in which bridge-like structures were successfully constructed between the layered skeletons via bidirectional freezing technology, resulting in excellent resilience performance. Additionally, other freezing principles, including cyclic freezing–thawing [30,37], spray freezing [38], dual ice-templating assembly [39], substrate wettability regulation [30], etc., were also reported to construct functional porous structures for cellulose aerogels (e.g., uniform or mesoporous structures).

The aforementioned studies successfully designed and regulated the porous structures of cellulose aerogels based on various drying principles, showing excellent performance in aspects of pollutant adsorption [25,29,34,35,39], infrared shielding [39], thermal insulation and management [25,30,36,38,39], and soft-tissue engineering applications [33]. However, only a few studies focused on acoustic absorption behaviors [40–43]. The acoustic absorption of a porous material is closely related to its pore structure features [44]. Therefore, it is of great significance to investigate and optimize the acoustic absorption properties of cellulose aerogels by adjusting their pore structures through specific drying mechanisms. In this study, we investigated the construction mechanism of porous structures for cellulose nanocrystal (CNC) aerogels depending on the growth pattern of ice crystals via two typical freezing methods, i.e., refrigerator conventional freezing (RCF) and liquid nitrogen unidirectional freezing (LnUF). The acoustic absorption properties influenced by the resulting porous structures of fabricated CNC aerogels were studied both using an experimental method and via a simple three-parameter analysis model derived from the Johnson–Champoux–Allard–Lafarge (JCAL) theory. The results may provide valuable guidance for efficiently producing versatile aerogels with predictable acoustic absorption performance by means of appropriate drying techniques.

2. Results and Discussion

2.1. Characteristics of the Porous Structures of CNC Aerogels

CNC aerogels were fabricated through a simple dispersion and aggregation process by selecting CaCl_2 as the green crosslinker. Afterward, they were dried by two different freeze-drying pathways (RCF and LnUF), as shown in Figure 1. The specific preparation process can be found in Section 4 (Materials and Methods).

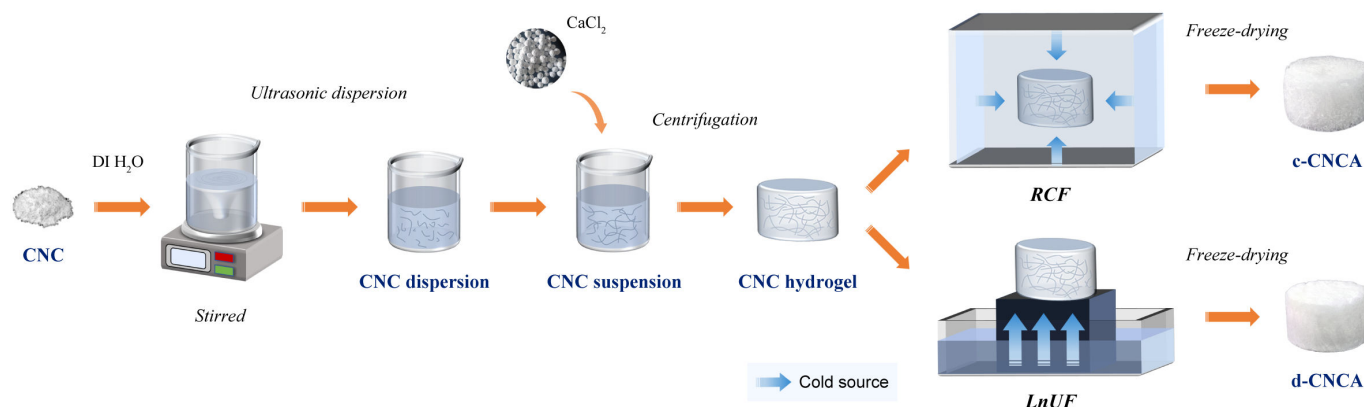


Figure 1. Schematic illustration of the preparation of cellulose nanocrystal (CNC) aerogels via two different freeze-drying principles. RCF represents conventional refrigerator freezing and LnUF represents liquid nitrogen unidirectional freezing.

Figure 2a,b show an optical photograph of ultra-light c-CNCA and d-CNCA, respectively. The sublimation process during freeze-drying effectively prevents the destruction of the porous structure caused by capillary force, resulting in highly complete CNC aerogels without significant contraction [45]. From the optical photographs, it can be seen that c-CNCA possesses a rough surface compared to that of d-CNCA. Figure 2c,d show SEM images of c-CNCA and d-CNCA. Obviously, c-CNCA presents a disordered structure with an irregular arrangement of larger pores, while d-CNCA exhibits an ordered structure with neatly arranged pores and smaller apertures. The structural differences between c-CNCA and d-CNCA stem from the growth pattern of ice crystals during the freezing process. In the RCF process for c-CNCA, the relatively high freezing temperature ($-20\text{ }^{\circ}\text{C}$) leads to a slower nucleation and growth rate of ice crystals. Adequately grown ice crystals reject the CNC skeleton in any direction when subjected to an omnidirectional cold source, forming a disordered CNC network with large pores between the boundaries of neighboring ice

crystals [46]. On the other hand, during the LnUF process, ice crystals nucleate and grow quickly along the direction of the temperature gradient driven by a unidirectional ultra-low-temperature cold source, resulting in a fine and ordered porous structure in d-CNCA. The differences in the porous structures of c-CNCA and d-CNCA are further quantitatively confirmed in Figure 2e and Table 1. The pore size distribution of d-CNCA is mainly concentrated in a smaller pore range, from 30 to 60 μm , hence resulting in smaller feature apertures as well as a lower structural permeability than that of c-CNCA (Table 1). Additionally, the as-prepared CNC aerogels exhibit a high porosity above 90% (Table 1) and an ultra-low bulk density (0.07 g/cm^3 of c-CNCA and 0.03 g/cm^3 of d-CNCA). The porosity of d-CNCA is relatively higher than that of the cellulose-based aerogels reported in the literature [20,41], and its density is also lower compared to several reported cellulose aerogels [20,36,41,43] as well as commonly used porous sound-absorbing materials (Figure 2f). The significant distinction between the porous structures of c-CNCA and d-CNCA will inevitably lead to different physical and chemical properties, especially in terms of their acoustic absorption performance.

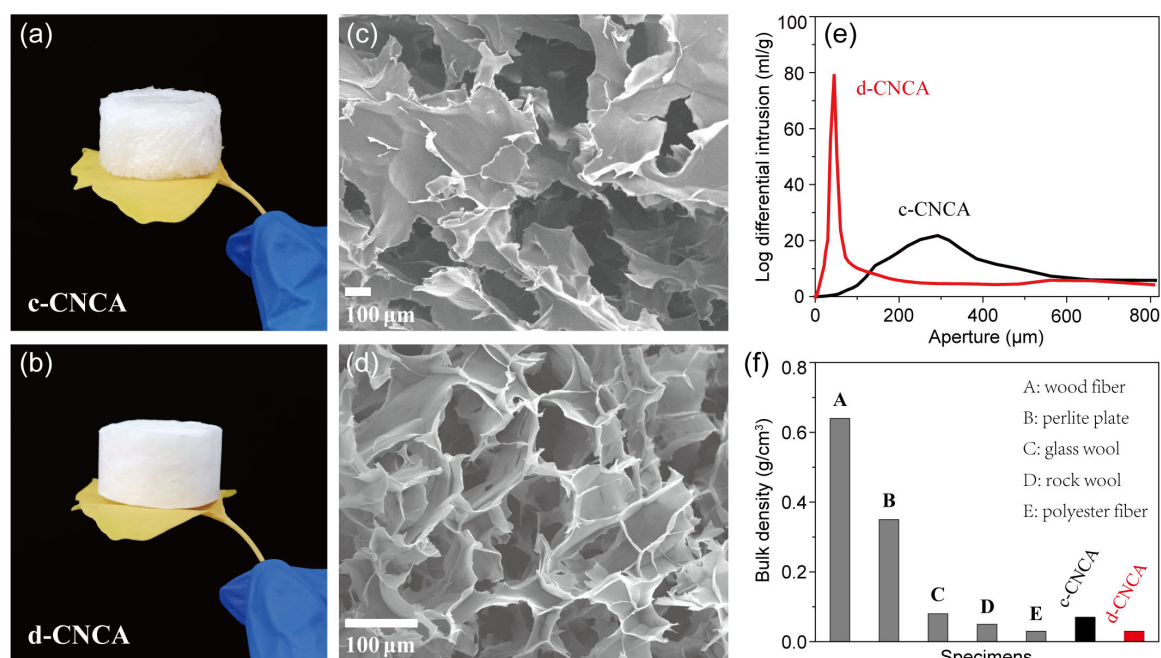


Figure 2. Optical photographs of c-CNCA (a) and d-CNCA (b). SEM images of c-CNCA (c) and d-CNCA (d). (e) Pore size distribution pattern of c-CNCA and d-CNCA. (f) Comparison of bulk density between c-CNCA and d-CNCA as well as several commonly used porous sound-absorbing materials.

Table 1. Porous structural characteristics of c-CNCA and d-CNCA.

	Porosity (%)	Permeability (Darcy)	Average Aperture (μm)	Median Aperture (μm)	Most Probable Aperture (μm)
c-CNCA	92.36	207.50	179.30	262.27	292.23
d-CNCA	95.23	78.02	32.15	43.88	45.26

2.2. Chemical Structures of CNC Aerogels

The FTIR spectra of c-CNCA, d-CNCA, and raw CNCs in the range of $400\text{--}4000\text{ cm}^{-1}$ are compared in Figure 3. Similar to raw CNCs, both c-CNCA and d-CNCA present the typical characteristic peaks of cellulose molecules caused by C-O bond valence vibration (1057 cm^{-1}), C-H bond stretching vibration (2897 cm^{-1}), and H-O bond stretching vibration (3344 cm^{-1}), respectively. This proves that the main components of CNCs were still

well preserved after the dispersion and aggregation reactions [41]. Finally, the stretching vibration peak of $\beta(1\rightarrow4)$ -glycosidic bond (C-O-C) located at 905 cm^{-1} confirms that the main chains of cellulose are not destroyed during the chemical crosslinking process. Furthermore, c-CNCA and d-CNCA exhibit a distinct shrinkage of the peak at 3344 cm^{-1} compared to raw CNCs. The weakening of this absorption peak is mainly caused by the notable loss of inter- and intra-hydrogen bonds during the interaction between doped Ca^{2+} ions and the hydroxyl groups of cellulose [47]. Briefly, the addition of CaCl_2 contributes to forming a stable cross-linked structure for the CNC aerogel.

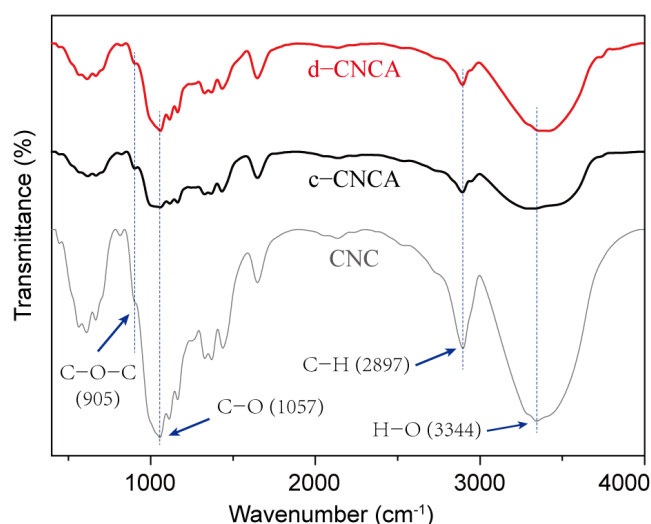


Figure 3. Comparison of Fourier-transform infrared (FTIR) spectra of c-CNCA, d-CNCA, and raw CNCs in the wavenumber region from 400 to 4000 cm^{-1} .

2.3. Thermal Stability of CNC Aerogels

The thermal stability of c-CNCA and d-CNCA is reflected by their DG and DTG curves, as shown in Figure 4. The CNC aerogels exhibit a similar pyrolysis trend throughout the entire heating process (Figure 4a). In the initial pyrolysis stage (below $100\text{ }^\circ\text{C}$), the slight mass loss (around 5%) of the specimens mainly comes from the evaporation of free water captured from the air by the hydrogen bonds of the cellulose chains. As the temperature gradually increases, the pyrolysis of the sample enters the low-temperature stable stage (from 100 to $180\text{ }^\circ\text{C}$). At this stage, the relatively low temperatures are not sufficient to cause the pyrolysis of cellulose. Therefore, the minimal weight loss of c-CNCA ($\sim 3\%$) and d-CNCA ($\sim 2\%$) is mainly caused by the further evaporation of tiny amounts of residual water in the sample, generating flat TG curves. The considerable weight loss of these CNC aerogels occurs in the temperature range from 180 to $400\text{ }^\circ\text{C}$. During this period, the main body of the samples, i.e., cellulose, is severely decomposed by thermal oxidation [48], resulting in a significant decrease in sample weight (46% of c-CNCA and 58% of d-CNCA). When the temperature continues rising over $400\text{ }^\circ\text{C}$, the strong-bound water in each sample is basically lost, causing the TG curve to flatten gradually. Moreover, it can be seen from the DTG curve that the typical decomposition of d-CNCA occurs at a relatively high temperature ($322.8\text{ }^\circ\text{C}$). This pyrolysis temperature is higher than that of c-CNCA (Figure 4b) as well as that of several reported cellulosic aerogels developed from *Posidonia oceanica* (below $300\text{ }^\circ\text{C}$) [16] and Kenaf core [20] biomass. The ordered porous structures of cellulose aerogels fabricated through unidirectional freezing demonstrated a higher thermal conductivity than disordered structures [30]. Hence, this higher decomposition temperature of d-CNCA may have resulted from its higher thermal conductivity, causing a better heat dissipation. Briefly, the good thermal stability (working temperature above $200\text{ }^\circ\text{C}$) of d-CNCA is sufficient to meet the application requirements under normal conditions.

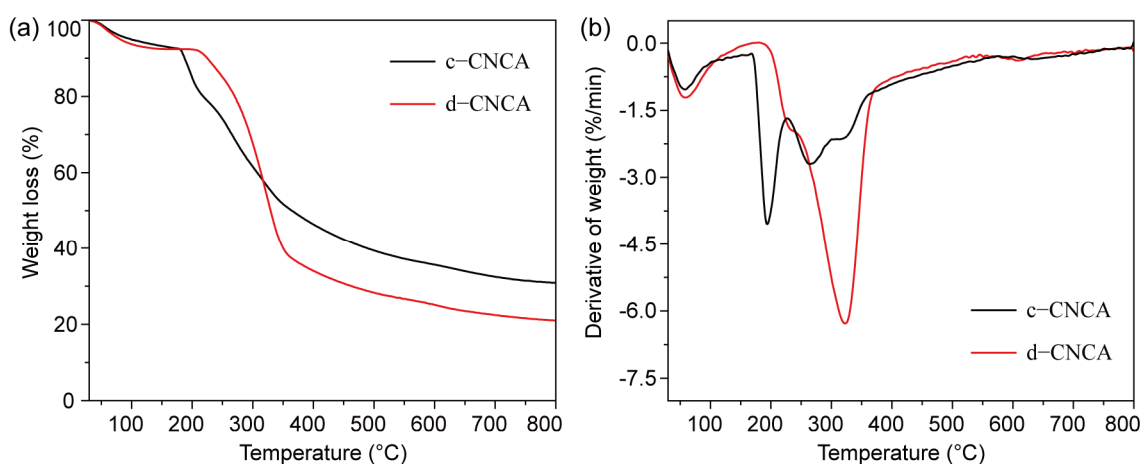


Figure 4. Thermogravimetric (a) and derivative thermogravimetry (b) curves of the fabricated CNC aerogels within the range from room temperature to 800 °C.

2.4. Acoustic Absorption Performance of CNC Aerogels

Figure 5 investigates the acoustic absorption behavior of the fabricated CNC aerogels, and their absorption properties are summarized in Table 2, wherein bandwidth means the frequency range with an absorption coefficient higher than 0.8. It can be clearly seen that the CNC aerogels exhibit a satisfactory ability to absorb audible sound even better than commercial glass wool and polyester fiber (Figure 5a). The ultra-low density of CNC aerogels plays a crucial role in achieving high impedance matching at the incident surface [49], allowing air molecules (e.g., O₂ and N₂) to easily enter the material's interior without significant reflection of sound energy [50]. Additionally, the complex 3D interconnected porous structures of CNC aerogels are able to generate a considerable internal microstructured air–solid interfacial area. When airborne sound enters into the structure of the CNC aerogel, sound energy will be significantly dissipated at these interfacial areas through hybrid dissipation mechanisms including viscous loss, thermal loss, as well as a fairly long propagation path of sound waves caused by multiple reflections from the pore walls [51]. Hence, the high acoustic absorption of fabricated CNC aerogels can be briefly explained. Furthermore, it is noteworthy that the RCF and LnUF processes significantly impact the acoustic absorption properties of the CNC aerogels. As shown in Table 2, d-CNCA possesses a relatively higher acoustic absorption capacity than c-CNCA, especially in the lower frequency range from 600 to 3000 Hz (Figure 5a). Based on the above theory, the superior absorption performance of d-CNCA can also be interpreted as the rather advantageous physical properties caused by LnUF (e.g., lower density, higher porosity, etc.), leading to less surface reflection and more sufficient viscous/thermal dissipation of sound energy. Furthermore, its lower permeability would partly enhance the reflection of sound waves and prolong their propagation path in the material. Then, the longer path length of sound waves in d-CNCA may lead to a higher possibility of energy dissipation with a longer quarter-wavelength condition, thus enhancing absorption performance in the lower frequency region [52,53]. Finally, we designed a simple and feasible porous media model to verify the dissipation mechanism of sound energy in the fabricated CNC aerogels. For this purpose, Comsol Multiphysics was employed to develop a numerical simulation combining the finite element method with a three-parameter analysis JCAL model [54,55]. As shown in Figure 5b, the CNC aerogels were conceptualized as equivalent homogeneous media adhering to a rigid wall, and broadband sound waves were emitted and propagated within the tube and stroked the sample. Two microphones were used to detect sound pressure at different positions. Subsequently, the surface acoustic impedance of this uniform medium could be predicted by determining its three non-acoustic parameters (porosity, average aperture, and standard deviation of the average aperture σ) to further calculate the acoustic absorption coefficient. Here, the acoustic absorption coef-

ficient of c-CNCA was simulated based on porosity and average aperture (Table 1) with a σ value of 0.54. The multi-scale aperture of c-CNCA (Figure 2e) endows it with good broadband acoustic absorption ability. Hence, a slight mismatch between theoretical and experimental results might happen at higher frequencies when the c-CNCA is regarded as a homogeneous medium in the simulation. Figure 2e also indicates that the pores with the most probable aperture occupy a considerable volume in d-CNCA, which means the most probable aperture can accurately reflect the pore size characteristics of the sample. Indeed, for d-CNCA, we obtained a simulated acoustic absorption curve that is very consistent with the experimental measurements (Figure 5d) by replacing the average aperture with the most probable aperture (standard deviation of 0.21). To a certain extent, the designed porous media model was able to predict the acoustic absorption behavior of the fabricated CNC aerogels and confirmed their dissipation mechanism for sound energy.

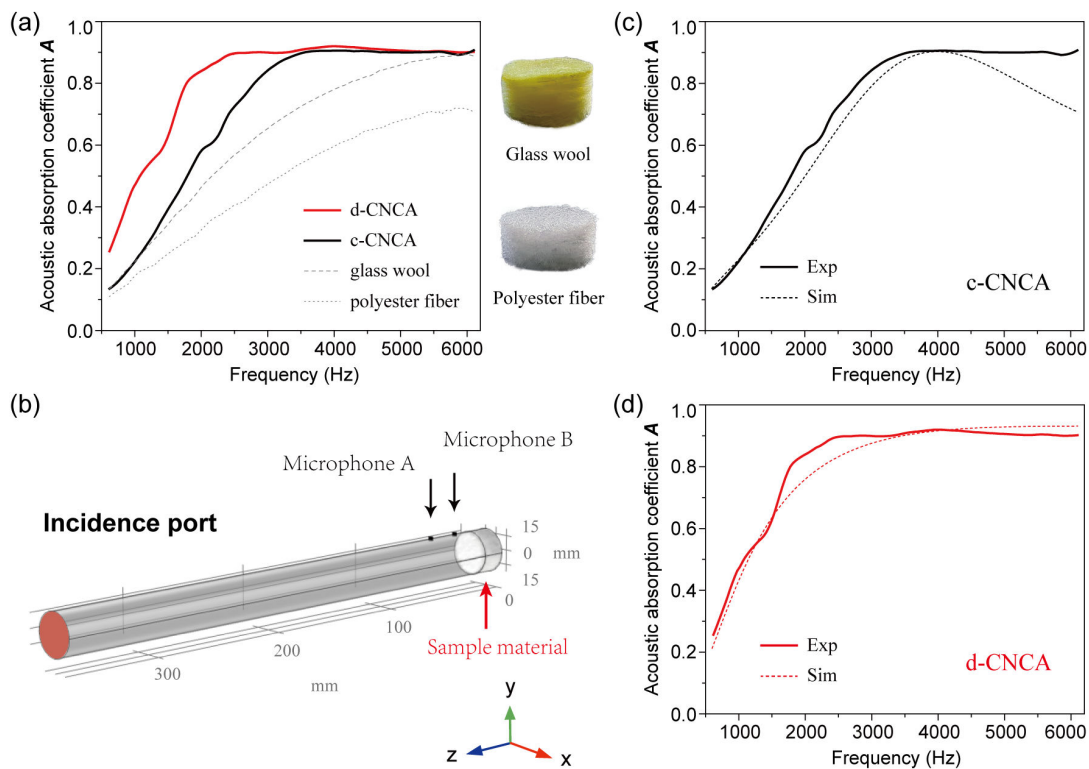


Figure 5. (a) Normal incidence acoustic absorption coefficient vs. frequency for c-CNCA, d-CNCA, and two types of typical commercial sound-absorbing material. (b) Schematic of the designed porous media model to predict acoustic absorption behavior. Comparison of the experimental (Exp, solid line) and simulated (Sim, dotted line) acoustic absorption coefficient for c-CNCA (c) and d-CNCA (d), respectively.

Table 2. Acoustic absorption properties of c-CNCA and d-CNCA.

	Maximum Absorption Coefficient (A_{max})	Average Absorption Coefficient (A_{ave})	Bandwidth ($A > 0.8$) (Hz)
c-CNCA	0.91 (at 4060 Hz)	0.72	3280
d-CNCA	0.92 (at 3978 Hz)	0.82	4320

2.5. Multifunctional Properties of CNC Aerogels

In addition to assessing acoustic absorption performance, we simultaneously examined mechanical and optical properties to verify the multifunctionality of cellulose nanocrystal (CNC) aerogels. Mechanical properties were specifically evaluated through the axial quasi-static compression behavior of the samples. Briefly, the CNC aerogels contained

a narrow elastic region quickly followed by non-linear deformation. This may have been due to the twisting or crumpling of pore walls during pressurization, thereby decreasing pore size and, in turn, pore volume. As strain continues to increase, the slope of the curve increases rapidly, indicating the densification of the CNC aerogels [18]. It has been proven that under the same freezing rate, the ordered pore structure formed by directional freezing possesses better anti-compression ability compared to the disordered structure obtained via conventional freezing [30,32]. However, compared with the LnUF process, the much slower freezing rate during RCF causes adequate growth of ice crystals with low nucleation and expansion speed, resulting in a denser structure in c-CNCA. Hence, the compression performance of the obtained CNC aerogels still shows a proportional relationship with bulk density. As shown in Figure 6, c-CNCA exhibited higher compressive resistance than d-CNCA throughout the entire deformation process, especially in terms of compressive Young's modulus (40 kPa for c-CNCA and 10 kPa for d-CNCA). Remarkably, the Young's modulus value for c-CNCA is higher than that of other reported sound-absorbing aerogels, e.g., nanofibrous aerogels (~21 kPa) [1], polyethylene terephthalate aerogels (1.16–2.87 kPa) [12], and pineapple fiber aerogels (1.64–5.73 kPa) [17], etc. This plays a pivotal role in ensuring mechanical stability when these aerogels are employed for practical applications.

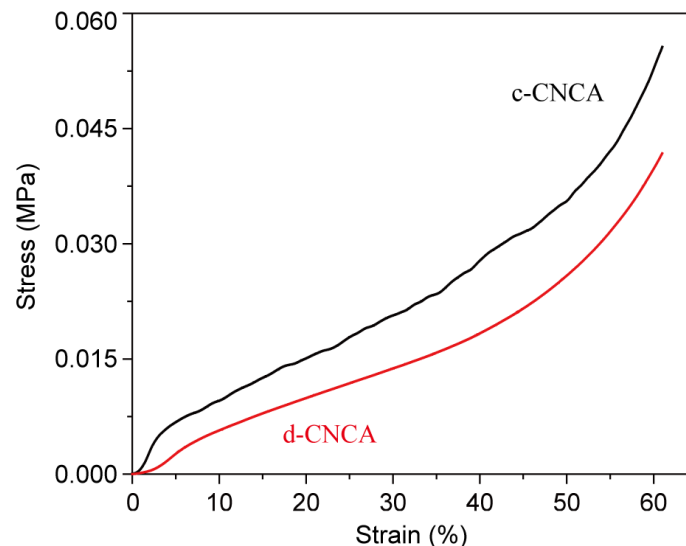


Figure 6. Stress–strain curves of c-CNCA and d-CNCA under compression loading.

As for optical performance, the effect of diffuse reflection in the visible range was investigated. Figure 7 shows diffuse reflectance as a function of wavelength for the fabricated CNC aerogels. It can be seen that both c-CNCA and d-CNCA exhibit a good ability to diffuse visible light, which is mainly attributed to the dense nanosized scattering centers on the surface giving them a white appearance [56,57]. Furthermore, d-CNCA (average reflectance of 79.16%) exhibits significantly higher broadband reflection compared to c-CNCA (average reflectance of 57.95%) across the visible light region. This phenomenon can be explained by the fact that light waves find it easier to pass through the large pores formed via the RCF process, resulting in a significantly higher transparency of light in c-CNCA, while for d-CNCA, the fine structure formed by the LnUF process efficiently reflects light waves, thereby exhibiting superior diffuse reflection performance. This outstanding optical property of the fabricated CNC aerogels may provide additional advantages in creating a bright and comfortable luminous environment when they are employed for indoor noise elimination.

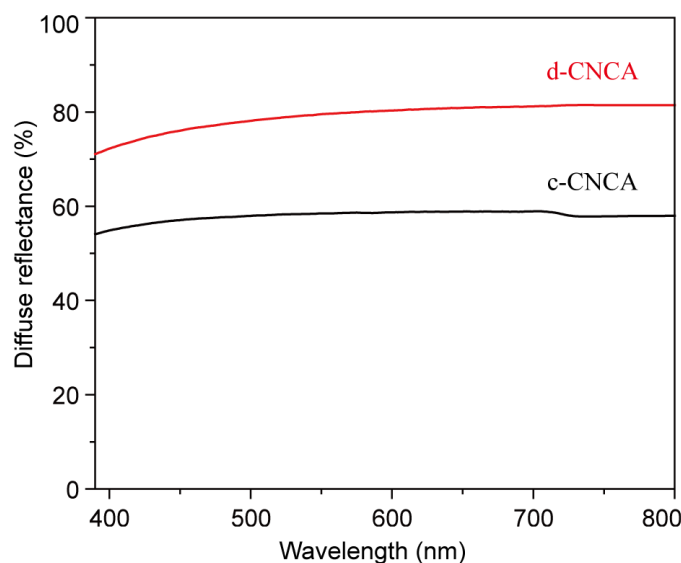


Figure 7. Diffuse reflection behavior of c-CNCA and d-CNCA in the visible light region.

3. Conclusions

We fabricated sustainable and multifunctional CNC aerogels through a simple and convenient dispersion/aggregation process followed by freeze-drying. The process of freeze-drying had an important influence on the porous structures of CNC aerogels, thereby significantly influencing their acoustic absorption performance. The slow freezing rate of the RCF process helped to form a denser structure composed of disordered, larger pores, and thus is suitable for rapidly fabricating an acoustic absorptive CNC aerogel with higher mechanical strength. Conversely, the liquid nitrogen unidirectional freezing (LnUF) process, which employs directional quick-freezing, yielded an ordered structure with lower density and smaller aperture. This resulted in higher porosity, improved thermal stability, superior diffuse reflectance in the visible light spectrum, and notably enhanced acoustic absorption capabilities, particularly in the low-frequency range, of the CNC aerogel. Future research will focus on improving the consistency between theoretical models and experiments to further optimize the acoustic absorption performance of CNC aerogels. The findings of this study offer valuable insights for tailoring the porous structures of aerogels, enabling the production of sound-absorbing materials with desired properties for a wide range of applications.

4. Materials and Methods

4.1. Materials

Cellulose nanocrystals (CNCs, crystallinity of 72%, length of 200 nm, and diameter of 10 nm) were provided by ScienceK New Material Technology Co., Ltd. (Suzhou, China). Calcium chloride anhydrous (CaCl_2 , $\geq 96\%$) was purchased from Xilong Scientific Co., Ltd. (Shantou, China). All chemical reagents were of analytical grade and were used as received without further purification. Deionized water ($\text{DI H}_2\text{O}$) was of laboratory grade and was used throughout the experiment.

4.2. Fabrication of CNC Aerogels

In a typical synthesis (Figure 1), 1 g CNC was added and dispersed in 99 mL $\text{DI H}_2\text{O}$ by mechanically stirring for 1 h at room temperature. Then, the solution was placed in an ultrasonic cleaner (JP-100PLUS, Shenzhen, China) with a power of 1000 W to adequately disperse the CNC, resulting in a viscous transparent CNC dispersion. Next, 60 mL CaCl_2 solution (0.05 mol/L) was added dropwise into above dispersion to cross-link the CNC and form a homogeneous CNC suspension. The CNC suspension was subsequently centrifuged via a high-speed centrifuge (JIDI-16D, Guangzhou, China) for 5 min at a speed

of 10,000 rpm. After removing the supernatant, the residues were transferred to a set mold and densified to form a CNC hydrogel for freeze-drying. As shown in Figure 1, during the period of freeze-drying, the CNC hydrogel underwent two different freezing principles. For refrigerator conventional freezing (RCF), the CNC hydrogel was subjected to an omnidirectional cold source and frozen slowly at $-20\text{ }^{\circ}\text{C}$ for 24 h, while in the process of liquid nitrogen unidirectional freezing (LnUF), the CNC hydrogel was placed on top of an aluminum block, immersed in liquid nitrogen, and underwent ultra-low-temperature rapid freezing within 30 min. The unidirectional cold source formed a temperature gradient from bottom to top inside the CNC hydrogel. After completing the above freezing processes, the obtained frozen hydrogels were dried via a vacuum drier (NAI-L4-80D, Shanghai, China) at $-80\text{ }^{\circ}\text{C}$ under an ultra-low pressure of 1 Pa for 72 h to fabricate CNC aerogels. The CNC aerogel originating from the RCF process is named c-CNCA, and the one obtained from the LnUF process is named d-CNCA.

4.3. Characterization of CNC Aerogels

The macroscopic appearance of the CNC aerogels was observed through visual examination (i.e., optical photograph). Their microscopic morphology and structure were investigated using scanning electron microscopy (SEM, Hitachi S-3400 N, Tokyo, Japan) with an accelerating voltage of 15 kV. The samples were coated with an approx. 10 nm thick layer of platinum by sputtering to achieve clear imaging as a result of an improved conductivity of the sample surface. Further, the bulk density and porous characteristics (e.g., porosity, permeability, feature aperture, and pore size distribution pattern) of the CNC aerogels were quantitatively analyzed via a mercury porosimetry analyzer (Micromeritics AutoPore IV 9510, Atlanta, GA, USA) with a recognizable aperture ranging from 5 nm to 800 μm . A Fourier-transform infrared (FTIR) spectra spectrophotometer (Bruker Tensor 27, Saarbrücken, Germany) was employed to explore the chemical structures of the CNC aerogels in a wavenumber range from 400 to 4000 cm^{-1} with a resolution of 1.93 cm^{-1} . The thermal stability of the CNC aerogels was assessed through thermogravimetric (TG) and derivative thermogravimetry (DTG) curves obtained by thermogravimetry (Netzsch TG 209 F1, Selb, Germany), and the samples were heated from room temperature to 800 $^{\circ}\text{C}$ at a heating rate of 10 K/min in nitrogen atmosphere. The acoustic absorption performance of the fabricated CNC aerogels, reflected by their normal acoustic absorption coefficient, was measured using a BSWA SW477 impedance tube (Beijing, China) based on a two-microphone transfer function method according to the ISO 10534-2:2023 standard [58]. The tested sound-absorbing frequency ranged from 600 to 6100 Hz. A uniaxial quasi-static compression test was performed to investigate the compressive performance (e.g., Young's modulus) of the CNC aerogels. Samples were loaded into an MTS CMT6103 universal testing machine (Eden Prairie, MN, USA) at a constant cross-head speed of 1 mm/min according to the GB/T 1041-2008 standard [59]. Samples used for acoustic and mechanical testing were processed in cylinders with a diameter of 30 mm and height of 16 mm. The diffuse reflectance of the specimens was measured through a spectrophotometer (Shimadzu UV-3600i Plus, Kyoto, Japan) covering visible light wavelengths from 390 to 800 nm.

Author Contributions: Conceptualization, J.-Q.R. and X.L.; Methodology, K.-Y.X.; Software, J.-N.W. and C.F.; Investigation, J.-Q.R.; Resources, X.L. and X.W.; Writing—original draft, J.-Q.R.; Writing—review and editing, Q.-Y.C. and X.L.; Supervision, X.Z.; Project administration, J.-Q.R. and S.Y. All authors have read and agreed to the published version of the manuscript.

Funding: This work was supported by the Yunnan Fundamental Research Projects (Grant Nos. 202201AU070036 and 202101BA070001-175), the National Natural Science Foundation of China (Grant Nos. 52261009 and 12165010), the Foundation of National Laboratory of Solid-State Microstructures (Grant No. M35032), the Foundation of Kunming University (Grant No. YJL20014), and the Foundation of Yunnan Education Department (Grant No. 2023Y0892).

Institutional Review Board Statement: Not applicable.

Informed Consent Statement: Not applicable.

Data Availability Statement: The raw/processed data required to reproduce these findings cannot be shared at this time as the data also form part of an ongoing study.

Acknowledgments: The Key Laboratory of Artificial Microstructures at the Yunnan Higher Education Institutions and the Program for Innovative Research Team at Kunming University are gratefully acknowledged. We also thank Jianping Li of Suqian Meida Purification Technology Company for providing funding support for this study.

Conflicts of Interest: The authors declare no conflicts of interest.

References

1. Si, Y.; Yu, J.Y.; Tang, X.M.; Ge, J.L.; Ding, B. Ultralight nanofibre-assembled cellular aerogels with superelasticity and multifunctionality. *Nat. Commun.* **2014**, *5*, 5802. [[CrossRef](#)] [[PubMed](#)]
2. Ma, G.C.; Yang, M.; Xiao, S.W.; Yang, Z.Y.; Sheng, P. Acoustic metasurface with hybrid resonances. *Nat. Mater.* **2014**, *13*, 873–878. [[CrossRef](#)] [[PubMed](#)]
3. Yang, M.; Chen, S.Y.; Fu, C.X.; Sheng, P. Optimal sound-absorbing structures. *Mater. Horiz.* **2017**, *4*, 673–680. [[CrossRef](#)]
4. Liu, J.A.; Sun, W.B.; Zheng, Z.B.; Xiao, X.; Che, C.J.; Cheng, L.R.; Zhu, X.Y.; Liu, X.J. Enhancing compressive properties and sound absorption characteristic of open-cell Mg foams through plasma electrolytic oxidation treatment. *J. Mater. Res. Technol.* **2023**, *25*, 1263–1272. [[CrossRef](#)]
5. Lou, J.Y.; He, C.; Shui, A.Z.; Yu, H.L. Enhanced sound absorption performance of porous ceramics with closed-pore structure. *Ceram. Int.* **2023**, *49*, 38103–38114. [[CrossRef](#)]
6. Cai, R.Y.; You, Y.J.; Wu, P.P.; Liu, Q.; Zhu, Y.; Zhang, S.M. Preparation of open-cell rigid polyimide foam via nonaqueous high internal phase emulsion-templating technique. *ACS Appl. Polym. Mater.* **2023**, *5*, 7795–7804. [[CrossRef](#)]
7. Lin, X.C.; Li, S.L.; Li, W.X.; Wang, Z.H.; Zhang, J.Y.; Liu, B.W.; Fu, T.; Zhao, H.B.; Wang, Y.Z. Thermo-responsive self-ceramifiable robust aerogel with exceptional strengthening and thermal insulating performance at ultrahigh temperatures. *Adv. Funct. Mater.* **2023**, *33*, 2214913. [[CrossRef](#)]
8. Li, R.; Gao, T.T.; Wang, P.F.; Qiu, W.X.; Liu, K.; Liu, Y.T.; Jin, Z.Y.; Li, P.P. The origin of selective nitrate-to-ammonia electroreduction on metal-free nitrogen-doped carbon aerogel catalysts. *Appl. Catal. B-Environ.* **2023**, *331*, 122677. [[CrossRef](#)]
9. Han, S.J.; Wu, Q.R.; Zhu, J.D.; Zhang, J.Y.; Chen, A.B.; Chen, Y.J.; Yang, X.X.; Huang, J.R.; Guan, L.H. Multifunctional, superelastic, and environmentally stable sodium alginate/mxene/polydimethylsiloxane aerogels for piezoresistive sensor. *Chem. Eng. J.* **2023**, *471*, 144551. [[CrossRef](#)]
10. Méndez, D.A.; Schroeter, B.; Martínez-Abad, A.; Fabra, M.J.; Gurikov, P.; López-Rubio, A. Pectin-based aerogel particles for drug delivery: Effect of pectin composition on aerogel structure and release properties. *Carbohydr. Polym.* **2023**, *306*, 120604. [[CrossRef](#)]
11. Chandrasekaran, S.; Lin, D.; Li, Y.; Worsley, M.A. Aerogels, additive manufacturing, and energy storage. *Joule* **2023**, *7*, 866–883. [[CrossRef](#)]
12. Koh, H.W.; Le, D.K.; Ng, G.N.; Zhang, X.W.; Phan-Thien, N.; Kureemun, U.; Duong, H.M. Advanced recycled polyethylene terephthalate aerogels from plastic waste for acoustic and thermal insulation applications. *Gels* **2018**, *4*, 43. [[CrossRef](#)] [[PubMed](#)]
13. Yang, L.K.; Chua, J.W.; Li, X.W.; Zhao, Y.J.; Thai, B.Q.; Yu, X.; Yang, Y.; Zhai, W. Superior broadband sound absorption in hierarchical ultralight graphene oxide aerogels achieved through emulsion freeze-casting. *Chem. Eng. J.* **2023**, *469*, 143896. [[CrossRef](#)]
14. Ganguly, A.; Nag, S.; Gayen, K. Synthesis of cellulosic and nano-cellulosic aerogel from lignocellulosic materials for diverse sustainable applications: A review. *Prep. Biochem. Biotechnol.* **2023**. [[CrossRef](#)] [[PubMed](#)]
15. Budtova, T.; Lokki, T.; Malakooti, S.; Rege, A.; Lu, H.B.; Milow, B.; Vapaavuori, J.; Vivod, S.L. Acoustic properties of aerogels: Current status and prospects. *Adv. Eng. Mater.* **2023**, *25*, 2201137. [[CrossRef](#)]
16. Benito-González, I.; Cucharero, J.; Haj, Y.A.; Hänninen, T.; Lokki, T.; Martínez-Sanz, M.; López-Rubio, A.; Martínez-Abad, A.; Vapaavuori, J. Waste biomass valorisation for the development of sustainable cellulosic aerogels and their sound absorption properties. *Adv. Sustain. Syst.* **2022**, *6*, 2200248. [[CrossRef](#)]
17. Do, N.H.N.; Luu, T.P.; Thai, Q.B.; Le, D.K.; Chau, N.D.Q.; Nguyen, S.T.; Le, P.K.; Phan-Thien, N.; Duong, H.M. Heat and sound insulation applications of pineapple aerogels from pineapple waste. *Mater. Chem. Phys.* **2020**, *242*, 122267. [[CrossRef](#)]
18. Kumar, G.; Dora, D.T.K.; Jadav, D.; Naudiyal, A.; Singh, A.; Roy, T. Utilization and regeneration of waste sugarcane bagasse as a novel robust aerogel as an effective thermal, acoustic insulator, and oil adsorbent. *J. Clean. Prod.* **2021**, *298*, 126744. [[CrossRef](#)]
19. Jiang, F.; Hsieh, Y.L. Super water absorbing and shape memory nanocellulose aerogels from TEMPO-oxidized cellulose nanofibrils via cyclic freezing-thawing. *J. Mater. Chem. A* **2014**, *2*, 350–359. [[CrossRef](#)]
20. Moosavi, S.; Gan, S.; Chia, C.H.; Zakaria, S. Evaluation of crosslinking effect on thermo-mechanical, acoustic insulation and water absorption performance of biomass-derived cellulose cryogels. *J. Polym. Environ.* **2020**, *28*, 1180–1189. [[CrossRef](#)]
21. Cao, Y.W.; Chen, X.Y.; Li, Y.Z.; Wang, Y.P.; Yu, H.Y.; Li, Z.H.; Zhou, Y. Regulating and controlling the microstructure of nanocellulose aerogels by varying the intensity of hydrogen bonds. *ACS Sustain. Chem. Eng.* **2023**, *11*, 1581–1590. [[CrossRef](#)]
22. Buchtová, N.; Budtova, T. Cellulose aero-, cryo- and xerogels: Towards understanding of morphology control. *Cellulose* **2016**, *23*, 2585–2595. [[CrossRef](#)]

23. Bhardwaj, S.; Singh, S.; Gupta, P.; Choudhary, N.; Maji, P.K. Role of morphological arrangements in cellulose nanofiber-based aerogels for thermal insulation: A systematic review. *Int. J. Green Energy* **2023**. [[CrossRef](#)]
24. Li, J.Y.; Chen, S.; Li, X.Q.; Zhang, J.K.; Nawaz, H.; Xu, Y.L.; Kong, F.G.; Xu, F. Anisotropic cellulose nanofibril aerogels fabricated by directional stabilization and ambient drying for efficient solar evaporation. *Chem. Eng. J.* **2023**, *453*, 139844. [[CrossRef](#)]
25. Hu, X.D.; Zhang, S.S.; Yang, B.; Hao, M.; Chen, Z.J.; Liu, Y.B.; Wang, X.X.; Yao, J.B. Preparation of ambient-dried multifunctional cellulose aerogel by freeze-linking technique. *Chem. Eng. J.* **2023**, *477*, 147044. [[CrossRef](#)]
26. Wan, C.C.; Jiao, Y.; Wei, S.; Zhang, L.Y.; Wu, Y.Q.; Li, J. Functional nanocomposites from sustainable regenerated cellulose aerogels: A review. *Chem. Eng. J.* **2019**, *359*, 459–475. [[CrossRef](#)]
27. Dash, R.; Li, Y.; Ragauskas, A.J. Cellulose nanowhisker foams by freeze casting. *Carbohydr. Polym.* **2012**, *88*, 789–792. [[CrossRef](#)]
28. Chen, Y.M.; Zhou, L.J.; Chen, L.; Duan, G.G.; Mei, C.T.; Huang, C.B.; Han, J.Q.; Jiang, S.H. Anisotropic nanocellulose aerogels with ordered structures fabricated by directional freeze-drying for fast liquid transport. *Cellulose* **2019**, *26*, 6653–6667. [[CrossRef](#)]
29. Zhou, L.J.; Zhai, S.C.; Chen, Y.M.; Xu, Z.Y. Anisotropic cellulose nanofibers/polyvinyl alcohol/graphene aerogels fabricated by directional freeze-drying as effective oil adsorbents. *Polymers* **2019**, *11*, 712. [[CrossRef](#)] [[PubMed](#)]
30. Zhang, M.L.; Li, M.M.; Xu, Q.Y.; Jiang, W.; Hou, M.H.; Guo, L.F.; Wang, N.; Zhao, Y.J.; Liu, L.F. Nanocellulose-based aerogels with devisable structure and tunable properties via ice-template induced self-assembly. *Ind. Crop. Prod.* **2022**, *179*, 114701. [[CrossRef](#)]
31. Zhang, X.X.; Liu, M.H.; Wang, H.K.; Yan, N.; Cai, Z.Y.; Yu, Y. Ultralight, hydrophobic, anisotropic bamboo-derived cellulose nanofibrils aerogels with excellent shape recovery via freeze-casting. *Carbohydr. Polym.* **2019**, *208*, 232–240. [[CrossRef](#)] [[PubMed](#)]
32. Jaafar, Z.; Quelenec, B.; Moreau, C.; Lourdin, D.; Maignet, J.E.; Pontoire, B.; D'orlando, A.; Coradin, T.; Duchemin, B.; Fernandes, F.M.; et al. Plant cell wall inspired xyloglucan/cellulose nanocrystals aerogels produced by freeze-casting. *Carbohydr. Polym.* **2020**, *247*, 116642. [[CrossRef](#)] [[PubMed](#)]
33. Dai, R.G.; Meng, L.; Fu, Q.J.; Hao, S.W.; Yang, J. Fabrication of anisotropic silk fibroin-cellulose nanocrystals cryogels with tunable mechanical properties, rapid swelling, and structural recoverability via a directional-freezing strategy. *ACS Sustain. Chem. Eng.* **2021**, *9*, 12274–12285. [[CrossRef](#)]
34. Feng, P.Y.; Wang, X.W.; Yang, J. Highly compressible and hydrophobic anisotropic cellulose-based aerogel fabricated by bidirectional freeze-drying for selective oil absorption. *J. Mater. Sci.* **2022**, *57*, 13097–13108. [[CrossRef](#)]
35. Mi, H.Y.; Jing, X.; Politowicz, A.L.; Chen, E.; Huang, H.X.; Turng, L.S. Highly compressible ultra-light anisotropic cellulose/graphene aerogel fabricated by bidirectional freeze drying for selective oil absorption. *Carbon* **2018**, *132*, 199–209. [[CrossRef](#)]
36. Zhang, X.; Zhao, X.Y.; Xue, T.T.; Yang, F.; Fan, W.; Liu, T.X. Bidirectional anisotropic polyimide/bacterial cellulose aerogels by freeze-drying for super-thermal insulation. *Chem. Eng. J.* **2020**, *385*, 123963. [[CrossRef](#)]
37. Lewis, L.; Hatzikiriakos, S.G.; Hamad, W.Y.; MacLachlan, M.J. Freeze-thaw gelation of cellulose nanocrystals. *ACS Macro Lett.* **2019**, *8*, 486–491. [[CrossRef](#)] [[PubMed](#)]
38. Jiménez-Saelices, C.; Seantier, B.; Cathala, B.; Grohens, Y. Spray freeze-dried nanofibrillated cellulose aerogels with thermal superinsulating properties. *Carbohydr. Polym.* **2017**, *157*, 105–113. [[CrossRef](#)] [[PubMed](#)]
39. Qin, H.F.; Zhang, Y.F.; Jiang, J.G.; Wang, L.L.; Song, M.Y.; Bi, R.; Zhu, P.H.; Jiang, F. Multifunctional superelastic cellulose nanofibrils aerogel by dual ice-templating assembly. *Adv. Funct. Mater.* **2021**, *31*, 2106269. [[CrossRef](#)]
40. Shen, L.; Zhang, H.R.; Lei, Y.Z.; Chen, Y.; Liang, M.; Zou, H.W. Hierarchical pore structure based on cellulose nanofiber/melamine composite foam with enhanced sound absorption performance. *Carbohydr. Polym.* **2021**, *255*, 117405. [[CrossRef](#)]
41. Lou, C.W.; Zhou, X.Y.; Liao, X.L.; Peng, H.K.; Ren, H.T.; Li, T.T.; Lin, J.H. Sustainable cellulose-based aerogels fabricated by directional freeze-drying as excellent sound-absorption materials. *J. Mater. Sci.* **2021**, *56*, 18762–18774. [[CrossRef](#)]
42. Hafez, I.; Tajvidi, M. Comprehensive insight into foams made of thermomechanical pulp fibers and cellulose nanofibrils via microwave radiation. *ACS Sustain. Chem. Eng.* **2021**, *9*, 10113–10122. [[CrossRef](#)]
43. Lu, Y.; Sun, Q.F.; Yang, D.J.; She, X.L.; Yao, X.D.; Zhu, G.S.; Liu, Y.X.; Zhao, H.J.; Li, J. Fabrication of mesoporous lignocellulose aerogels from wood via cyclic liquid nitrogen freezing-thawing in ionic liquid solution. *J. Mater. Chem.* **2012**, *22*, 13548–13557. [[CrossRef](#)]
44. Talebitooti, R.; Zarastvand, M.R. The effect of nature of porous material on diffuse field acoustic transmission of the sandwich aerospace composite doubly curved shell. *Aerosp. Sci. Technol.* **2018**, *78*, 157–170. [[CrossRef](#)]
45. Mekonnen, B.T.; Ding, W.; Liu, H.T.; Guo, S.; Pang, X.Y.; Ding, Z.W.; Seid, M.H. Preparation of aerogel and its application progress in coatings: A mini overview. *J. Leather Sci. Eng.* **2021**, *3*, 25. [[CrossRef](#)]
46. Cao, L.T.; Yu, X.; Yin, X.; Si, Y.; Yu, J.Y.; Ding, B. Hierarchically maze-like structured nanofiber aerogels for effective low-frequency sound absorption. *J. Colloid Interf. Sci.* **2021**, *597*, 21–28. [[CrossRef](#)] [[PubMed](#)]
47. Zhang, X.F.; Hou, T.; Chen, J.; Feng, Y.; Li, B.G.; Gu, X.L.; He, M.; Yao, J.F. Facilitated transport of CO₂ through the transparent and flexible cellulose membrane promoted by fixed-site carrier. *ACS Appl. Mater. Interfaces* **2018**, *10*, 24930–24936. [[CrossRef](#)] [[PubMed](#)]
48. Qin, Q.; Guo, R.H.; Ren, E.H.; Lai, X.Y.; Cui, C.; Xiao, H.Y.; Zhou, M.; Yao, G.; Jiang, S.X.; Lan, J.W. Waste cotton fabric/zinc borate composite aerogel with excellent flame retardancy. *ACS Sustain. Chem. Eng.* **2020**, *8*, 10335–10344. [[CrossRef](#)]
49. Han, T.; Wang, X.; Xiong, Y.; Li, J.; Guo, S.Y.; Chen, G.S. Light-weight poly(vinyl chloride)-based soundproofing composites with foam/film alternating multilayered structure. *Compos. Part A* **2015**, *78*, 27–34. [[CrossRef](#)]
50. Kuczmarski, M.A.; Johnston, J.C. *Acoustic Absorption in Porous Materials*; NASA/TM-2011-216995; National Aeronautics and Space Administration: Cleveland, OH, USA, 2011.

51. Soltani, P.; Taban, E.; Faridan, M.; Samaei, S.E.; Amininasab, S. Experimental and computational investigation of sound absorption performance of sustainable porous material: Yucca gloriosa fiber. *Appl. Acoust.* **2020**, *157*, 106999. [[CrossRef](#)]
52. Choe, H.; Sung, G.; Kim, J.H. Chemical treatment of wood fibers to enhance the sound absorption coefficient of flexible polyurethane composite foams. *Compos. Sci. Technol.* **2018**, *156*, 19–27. [[CrossRef](#)]
53. Li, Y.J.; Li, Z.D.; Han, F.S. Air flow resistance and sound absorption behavior of open-celled aluminum foams with spherical cells. *Procedia Mater. Sci.* **2014**, *4*, 180–183. [[CrossRef](#)]
54. Horoshenkov, K.V.; Hurrell, A.; Groby, J.P. A three-parameter analytical model for the acoustical properties of porous media. *J. Acoust. Soc. Am.* **2019**, *145*, 2512–2517. [[CrossRef](#)] [[PubMed](#)]
55. Horoshenkov, K.V.; Groby, J.P.; Dazel, O. Asymptotic limits of some models for sound propagation in porous media and the assignment of the pore characteristic lengths. *J. Acoust. Soc. Am.* **2016**, *139*, 2463–2474. [[CrossRef](#)] [[PubMed](#)]
56. Hu, L.B.; Zheng, G.Y.; Yao, J.; Liu, N.; Weil, B.; Eskilsson, M.; Karabulut, E.; Ruan, Z.C.; Fan, S.H.; Bloking, J.T.; et al. Transparent and conductive paper from nanocellulose fibers. *Energy Environ. Sci.* **2013**, *6*, 513–518. [[CrossRef](#)]
57. Wu, Z.Y.; Li, C.; Liang, H.W.; Chen, J.F.; Yu, S.H. Ultralight, flexible, and fire-resistant carbon nanofiber aerogels from bacterial cellulose. *Angew. Chem.* **2013**, *125*, 2997–3001. [[CrossRef](#)]
58. *ISO 10534-2:2023*; Acoustics—Determination of Acoustic Properties in Impedance Tubes—Part 2: Two-Microphone Technique for Normal Sound Absorption Coefficient and Normal Surface Impedance. ISO (International Organization for Standardization): Geneva, Switzerland, 2023.
59. *GB/T 1041-2008*; Plastics—Determination of Compressive Properties. GB/T (National Standard of the People’s Republic of China): Beijing, China, 2008.

Disclaimer/Publisher’s Note: The statements, opinions and data contained in all publications are solely those of the individual author(s) and contributor(s) and not of MDPI and/or the editor(s). MDPI and/or the editor(s) disclaim responsibility for any injury to people or property resulting from any ideas, methods, instructions or products referred to in the content.