

# Employing Spent Frying Oil as a Feedstock to Produce Short-Chain Organic Acids using Mixed Microbial Cultures

André Oliveira <sup>1</sup>, Sílvia Petronilho <sup>2,3,\*</sup>, Luísa S. Serafim <sup>1,\*</sup>

<sup>1</sup> CICECO-Aveiro Institute of Materials, Chemistry Department, University of Aveiro, Campus Universitário de Santiago, 3810-193 Aveiro, Portugal; andreoliveira98@ua.pt (A.O)

<sup>2</sup> LAQV-REQUIMTE, Department of Chemistry, University of Aveiro, Campus Universitário de Santiago, 3810-193 Aveiro, Portugal

<sup>3</sup> Chemistry Research Centre-Vila Real, Department of Chemistry, University of Trás os-Montes and Alto

Douro, Quinta de Prados, 5001-801 Vila Real, Portugal;

\* Correspondence: luisa.serafim@ua.pt (L.S.S.); silviapetronilho@ua.pt (S.P.)

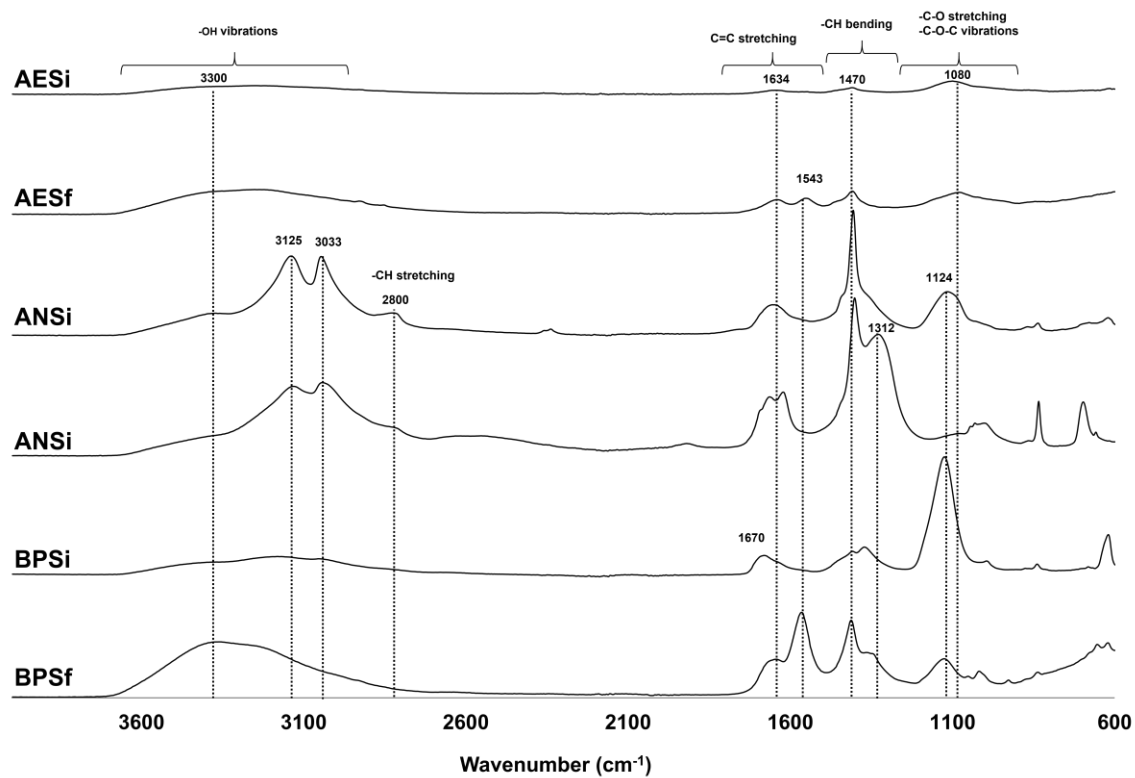
## Figure captions:

Figure S1. FTIR spectra of initial and final sample of experiment 1:1 F/M ratio of acidogenic fermentation of oleic acid.

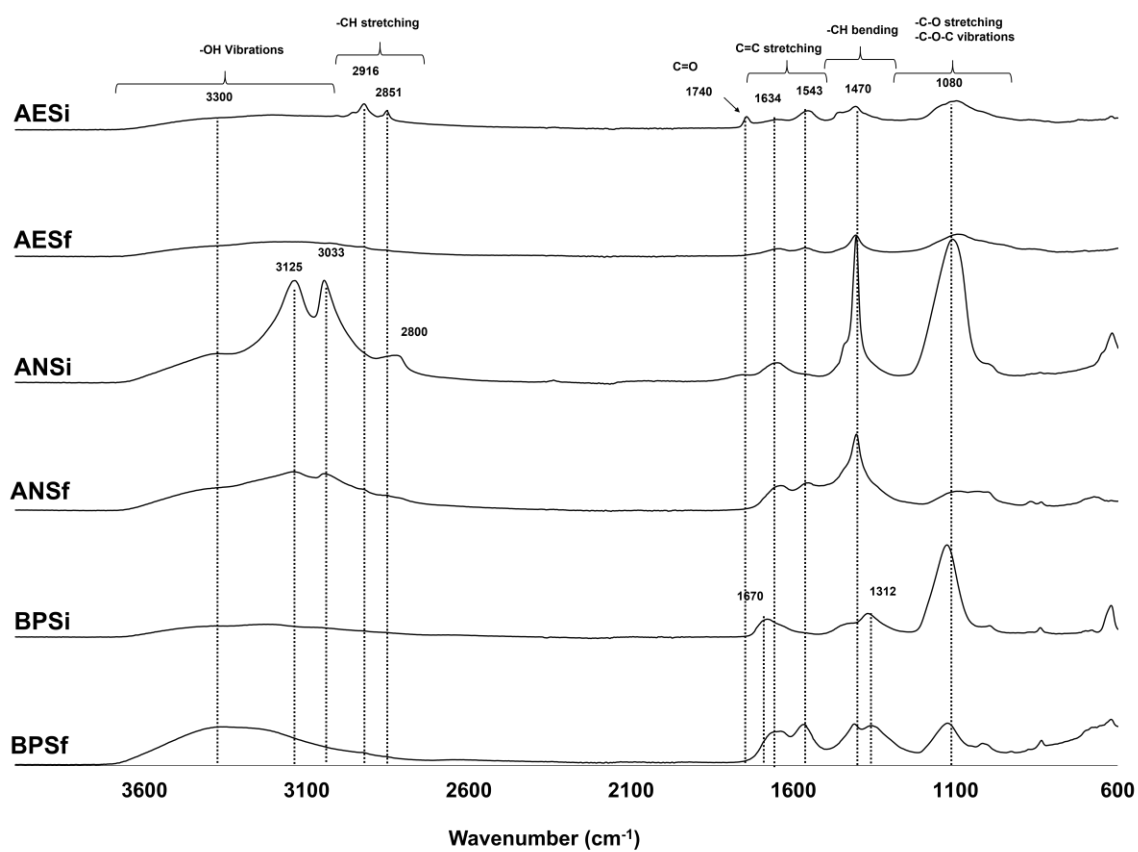
Figure S2. FTIR spectra of initial and final sample of experiment 1:1 F/M ratio of acidogenic fermentation of SFO.

Figure S3. FTIR spectra of initial and final sample of experiment 2:1 F/M ratio of acidogenic fermentation of SFO.

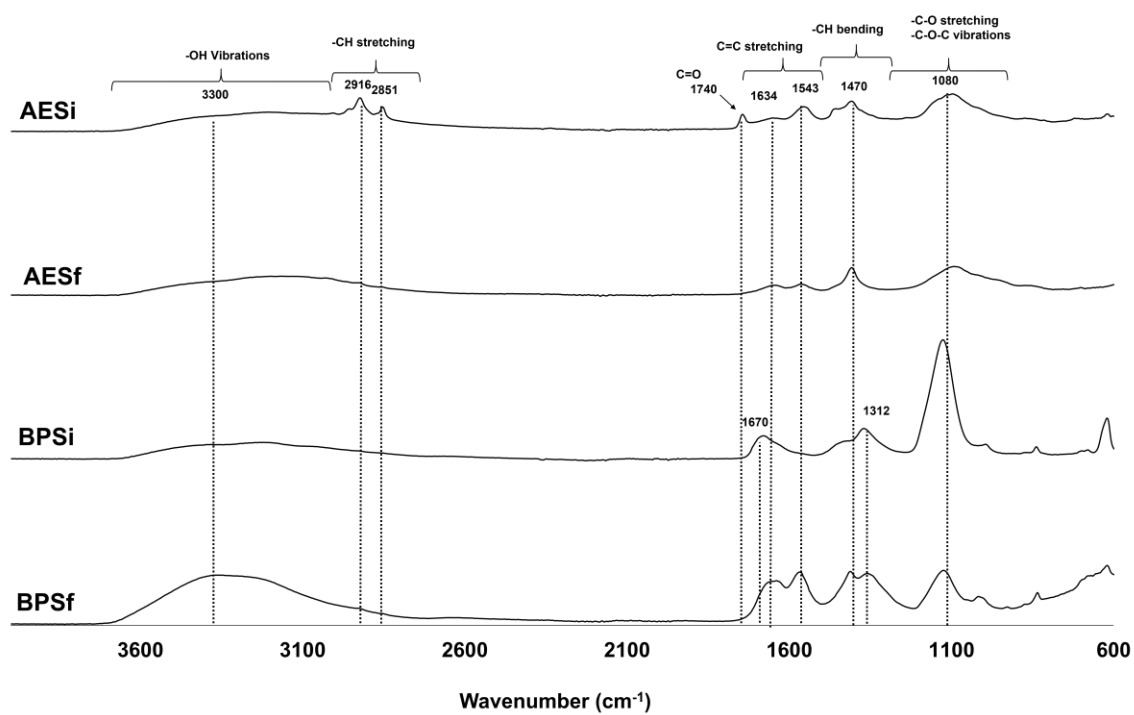
Figure S4. FTIR spectra of initial and final sample of experiment 1:2 F/M ratio of acidogenic fermentation of SFO.



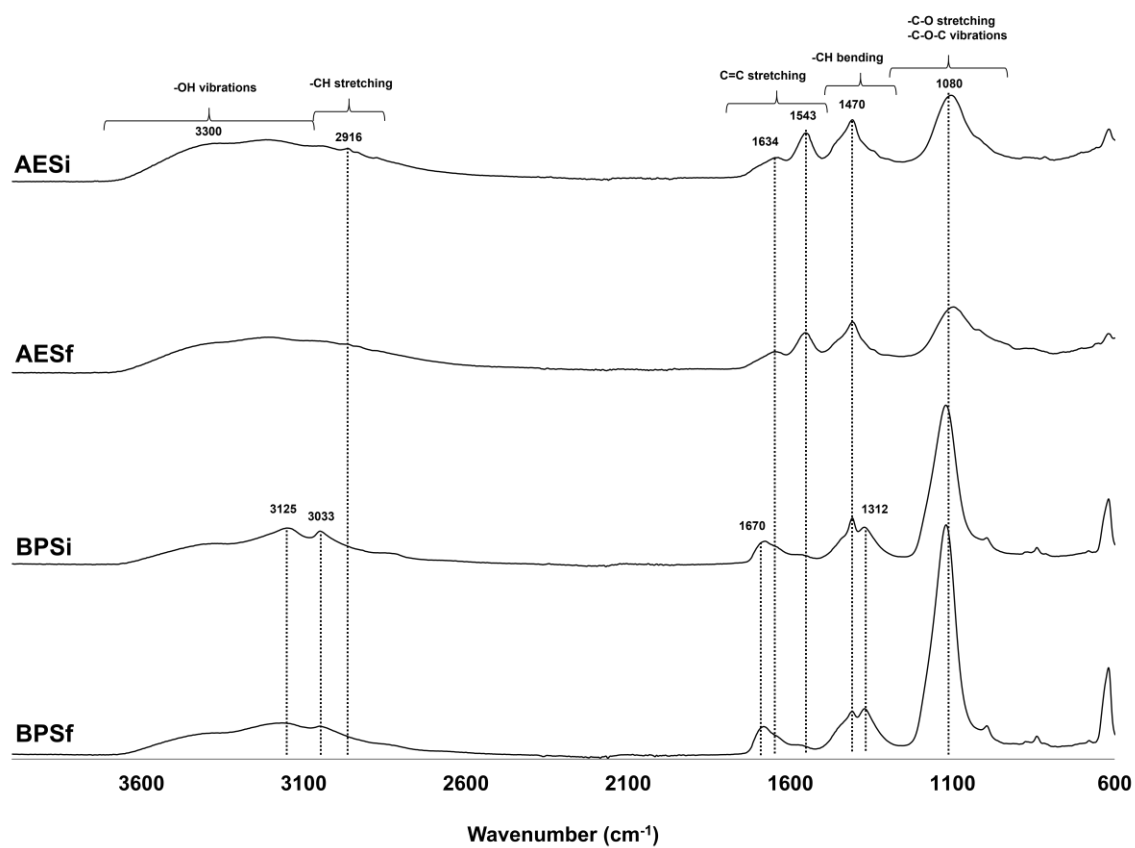
**Figure S1.** FTIR spectra of initial and final sample of experiment 1:1 F/M ratio of acidogenic fermentation of oleic acid.



**Figure S2.** FTIR spectra of initial and final sample of experiment 1:1 F/M ratio of acidogenic fermentation of SFO.



**Figure S3.** FTIR spectra of initial and final sample of experiment 2:1 F/M ratio of acidogenic fermentation of SFO.



**Figure S4.** FTIR spectra of initial and final sample of experiment 1:2 F/M ratio of acidogenic fermentation of SFO.