



Article

Supplementary Materials: Can Biostimulants Increase Resilience of Hydroponically-Grown Tomato to Combined Water and Nutrient Stress?

Panagiotis Kalozoumis, Christos Vourdas, Georgia Ntatsi and Dimitrios Savvas *

Table S1. Nutrient concentrations in the nutrient solution supplied to non-stressed plants and plants exposed to combined water and nutrient stress (50% reduction of water, N and P supply) during the vegetative (0–45 DAT) and reproductive (reproductive stage I, 46–66 DAT; reproductive stage II, 67–120 DAT) stage.

Nutrient	Vegetative stage	Reproductive stage I		Reproductive stage II		Unit
	No stress/ Combined stress	No stress	Combined stress	No stress	Combined stress	
NO ₃ ⁻	14.80	10.15	5.08	12.40	6.00	mM
K ⁺	7.30	6.45	3.21	7.60	6.00	mM
Ca ²⁺	5.25	3.99	1.98	4.70	3.50	mM
Mg ²⁺	2.6	1.87	0.93	2.65	1.80	mM
SO ₄ ²⁻	4.00	3.84	1.84	4.70	4.35	mM
H ₂ PO ₄ ⁻	1.50	1.50	0.75	1.50	0.60	mM
NH ₄ ⁺	1.50	1.38	0.69	1.20	1.00	mM
Fe	15.00	15.00	15.00	22.00	22.00	μM
Mn	10.00	10.00	10.00	10.00	10.00	μM
Zn	5.00	5.00	5.00	5.00	5.00	μM
B	35.00	30.00	30.00	40.00	40.00	μM
Cu	0.80	0.80	0.80	0.80	0.80	μM
Mo	0.50	0.50	0.50	0.50	0.50	μM

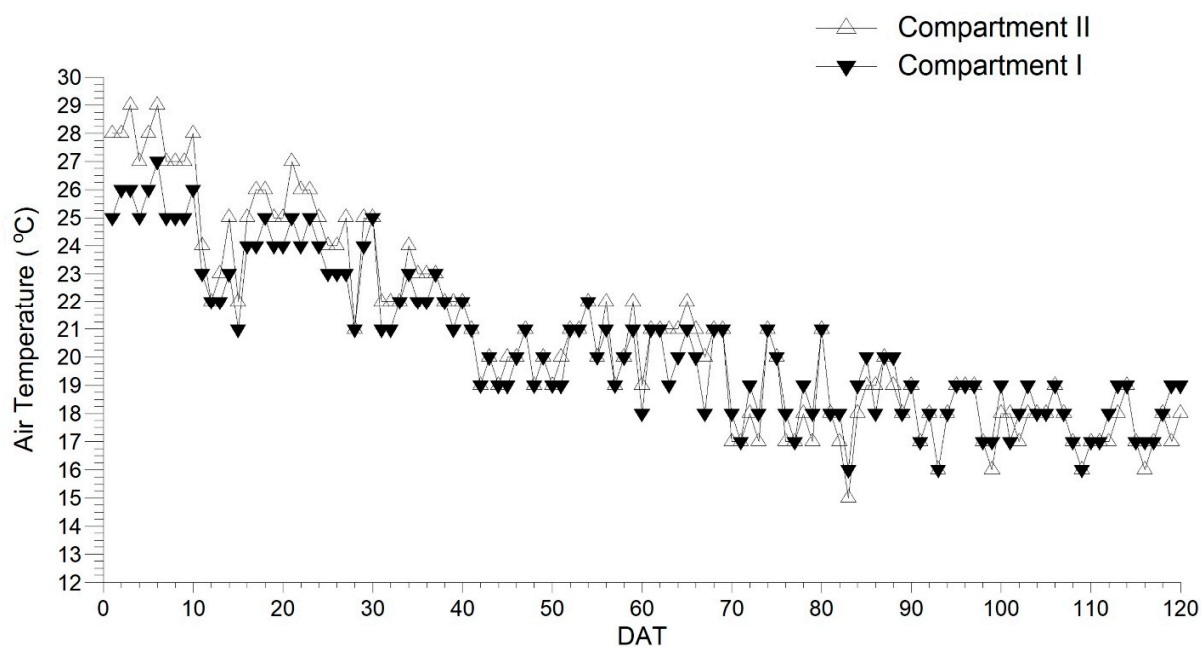


Figure S1. Daily mean air temperature (°C) in the two compartments of the greenhouse.

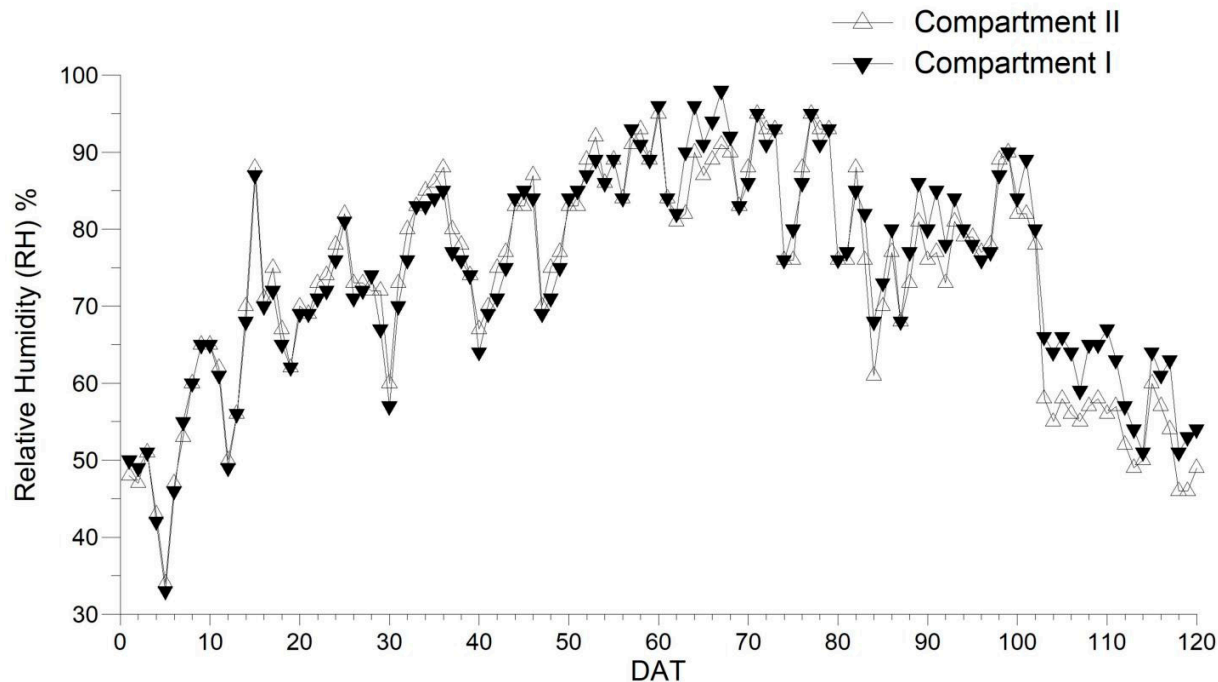


Figure S2. Daily mean relative humidity (%) in the two compartments of the greenhouse.

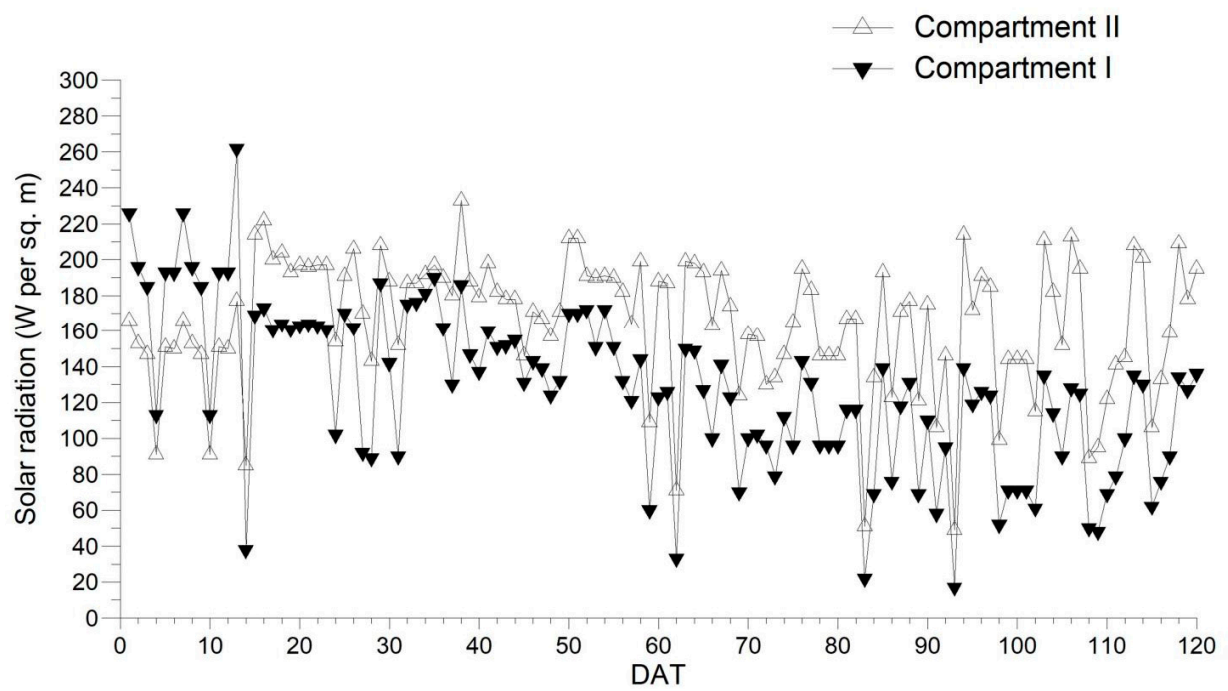


Figure S3. Daily mean solar radiation (W m^{-2}) in the two compartments of the greenhouse.