



Article

The Extension of Vase Life in Cut Gerbera Flowers through Pretreatment with Gibberellin A₃ in Combination with Calcium Chloride

Makoto Tonooka¹, Yoshiyuki Homma¹, Hideki Nukui¹ and Kazuo Ichimura^{2,3,*}

¹ Shizuoka Prefectural Research Institute of Agriculture and Forestry, Iwata 438-0803, Shizuoka, Japan; chiibou@muj.biglobe.ne.jp (M.T.); jupita800@yahoo.co.jp (Y.H.); hideki1_nukui@pref.shizuoka.lg.jp (H.N.)

² Graduate School of Bioresources, Mie University, Tsu 514-8507, Mie, Japan

³ Fukukaen Nursery & Bulb Co., Ltd., Misato, Yokkaichi 512-1104, Mie, Japan

* Correspondence: ichimuraphkzuo@gmail.com

Abstract: The effect of pretreatment with gibberellin A₃ (GA₃) and calcium chloride (CaCl₂) on the vase life of cut gerbera ‘Minou’ was investigated. Cut gerbera flowers were treated with GA₃ and/or CaCl₂ for 24 h and then transferred to an antimicrobial solution. Pretreatment with GA₃ at 0, 29, 72, 144, and 289 μM delayed the opening of the tubular florets and promoted stem bending due to elongation of the flower stems, which shortened vase life. When cut gerbera was pretreated with 144 μM GA₃ in combination with CaCl₂ at 90, 180, 270, and 360 mM, stem elongation was suppressed with the increasing concentration of CaCl₂. Next, the effect of pretreatment with 144 μM GA₃, 270 mM CaCl₂, and their combination on the vase life of the cut gerbera was investigated. Combined treatment with GA₃ and CaCl₂ significantly extended vase life more than GA₃ alone and CaCl₂ alone. The vase life of the cut gerbera ‘Banana’, ‘Kimsey’, ‘Pinta’, ‘Tim’, and ‘Vivid’ was significantly extended by pretreatment with 144 μM GA₃ and 270 mM CaCl₂. It was concluded that combined treatment with GA₃ and CaCl₂ was effective in extending the vase life of the cut gerbera.

Keywords: calcium chloride; cut gerbera; flower stem bending; gibberellin A₃ (GA₃); petal longevity; tubular floret opening



Citation: Tonooka, M.; Homma, Y.; Nukui, H.; Ichimura, K. The Extension of Vase Life in Cut Gerbera Flowers through Pretreatment with Gibberellin A₃ in Combination with Calcium Chloride. *Horticulturae* **2023**, *9*, 1106. <https://doi.org/10.3390/horticulturae9101106>

Academic Editor: Jin Hee Lim

Received: 18 August 2023

Revised: 26 September 2023

Accepted: 29 September 2023

Published: 5 October 2023



Copyright: © 2023 by the authors. Licensee MDPI, Basel, Switzerland. This article is an open access article distributed under the terms and conditions of the Creative Commons Attribution (CC BY) license (<https://creativecommons.org/licenses/by/4.0/>).

1. Introduction

Gerbera, belonging to the Asteraceae family, is one of the ten most important popular cut flowers in the world due to its wide diversity in colors and shapes [1]. Wilting petals and bending flower stems are signs that cut gerbera flowers are losing their ornamental value [2]. Wernett et al. [3] reported that the vase life is relatively long when cut flowers lose their ornamental value due to petal wilting, but it is relatively short when they lose their ornamental value due to stem bending. Therefore, the occurrence of flower stem bending is a major issue to consider in the vase life of cut gerbera.

Calcium inhibits stomatal opening [4] and suppresses transpiration in chrysanthemum [5]. Milani et al. [6] reported that the vase life of gerbera was extended as the amount of calcium fertilizer increased. In cut gerbera flowers, spraying, dipping, or injecting with calcium chloride (CaCl₂) solution suppresses the occurrence of flower stem bending and extends vase life [7]. Pulse and continuous treatments with CaCl₂ extend the vase life of cut gerberas [8,9].

Phytohormone gibberellin (GA) has various functions, including cell expansion and the promotion of seed germination and flowering [10]. Treatment with GA₃ delays leaf yellowing in cut *Alstroemeria* [11], lily [12], and *Narcissus* [13]. Exogenous GA₃ promotes c [14,15] and the flower opening of statice [16]. Treatment with GA₃ extends the vase life of cut carnation [17] and rose [14]. Emongor [18] reported that continuous

treatment with GA₃ was effective in extending the vase life of cut gerbera, but this evaluation of vase life did not follow standard methods. Therefore, the vase life of cut gerbera appears to be inadequately characterized.

Preservatives that can extend the vase life of flowers by short-term treatment are useful for growers. Many cut flowers, including carnations and *Delphinium*, are treated with preservatives before shipping to extend their vase life [19,20]. In the present study, we investigated the effect of pretreatment with GA₃ and/or CaCl₂ on stem elongation, the opening of tubular florets, and the vase life of cut gerbera flowers.

2. Materials and Methods

2.1. Plant Materials

The cultivation of the gerbera (*Gerbera jamesonii* Bolus ex Hook. F.) plants and the experiments were conducted at the Shizuoka Prefectural Research Institute of Agriculture and Forestry (E 137°50', N 34°43'). Gerbera 'Banana', 'Kimsey', 'Minou', 'Pinta', 'Tim', and 'Vivid', which are major cultivars in Japan, were grown in a soilless culture system in a greenhouse under natural daylight conditions as described in Umeda and Tonooka [21]. The Petal colors of 'Banana', 'Kimsey', 'Minou', 'Pinta', 'Tim', and 'Vivid', are yellow, pink, orange, red, yellow, and orange, respectively. Ventilation or heating was set to begin at 25 and 15 °C, respectively. The harvesting stage and handling of the gerbera flowers were as described in Tonooka et al. [2].

2.2. Chemical Treatment and Evaluation of Vase Life

Pretreatment with chemicals and the evaluation of vase life were conducted in an environmentally controlled chamber, which was kept at 23 °C with 70% relative humidity in a 12 h light period (6:00–18:00) with PPFD set to 10 μmol m⁻² s⁻¹. The flowers were cut to a length of 40 cm and individually placed in test tubes (diameter of 40 mm; length of 130 mm) containing 100 mL of GA₃ (GA₃; Tokyo Kasei, Tokyo, Japan) at 0, 29, 72, 87, 144, and 289 μM and/or CaCl₂ at 0, 90, 180, 270, and 360 mM and kept for 24 h. The uptake of GA₃ and CaCl₂ by the flowers was calculated based on their concentrations and solution uptake (weight of solution uptaken per g fresh weight of cut flowers). After treatment, the cut flowers were transferred to 0.25 mL L⁻¹ isothiazolinone antimicrobial compound, Kathon CG (Rohm and Haas Japan, Tokyo, Japan). Vase life was determined from the end of pretreatment to the time when one of the following symptoms was observed: bending of the flower stem exceeded 90°, abscission of one ray petal, breakage just below the flower head, or wilting of the petals. Ten flowers were used per treatment.

2.3. Relative Area of Unopened Tubular Florets

The diameter of the unopened tubular florets was measured daily. The unopened tubular floret area was calculated by multiplying the square of the radius by π. The relative area of unopened tubular florets was calculated as the ratio of the unopened tubular floret area at the start of pretreatment.

2.4. Measurement of Fresh Weight, Water Uptake, Transpiration, and Elongation of the Flower Stems

The fresh weight of the cut flowers, the amount of water uptake, and the length of the cut stems were measured daily. The relative fresh weight (RFW) and flower stem elongation were calculated as described in Tonooka et al. [2].

2.5. Measurement of EC and pH in CaCl₂ Solution

Electrical conductivity (EC) and pH were measured once by a LAQUA cond meter (DS-71; Horiba, Kyoto, Japan) and pH meter (F-22; Horiba), respectively.


2.6. Statistical Analysis

Student's *t*-test, the Tukey–Kramer multiple range test, and two-way ANOVA were conducted using the BellCurve for Excel software (Social Survey Research Information, Tokyo, Japan). The results are expressed as the means of 10 replicates \pm SE in the tables and figures. Unless otherwise stated, different letters within the column and at each time point indicate significant differences ($p < 0.05$) by the Tukey–Kramer multiple range test in the results shown in the tables and figures, respectively.

3. Results

3.1. Effect of GA₃ Concentrations on the Vase Life of Cut Gerbera 'Minou'

The opening of tubular florets was delayed by pretreatment with GA₃ (Figure 1A). The relative area of unopened tubular florets in the control (0 μ M) decreased with time (Figure 2A). In contrast, the relative area of unopened tubular florets in the flowers treated with GA₃ at 72, 144, and 289 μ M GA₃ increased during the first 2 or 4 days and decreased thereafter. Stem elongation was promoted by GA₃ at all concentrations and the stem length exceeded 10 cm in flowers treated with 72, 144, and 289 μ M GA₃ (Figure 2B).



(A)



(B)

Figure 1. Flower of cut gerbera 'Minou' pretreated with or without 144 μ M GA₃. (A). Tubular florets 5 days after treatment. Left: Distilled water (control), Right: GA₃. The scale bars represent 1 cm. (B). Cut flowers 10 days after treatment. Left tube: Distilled water (control), Right tube: GA₃. The scale bar represents 10 cm.

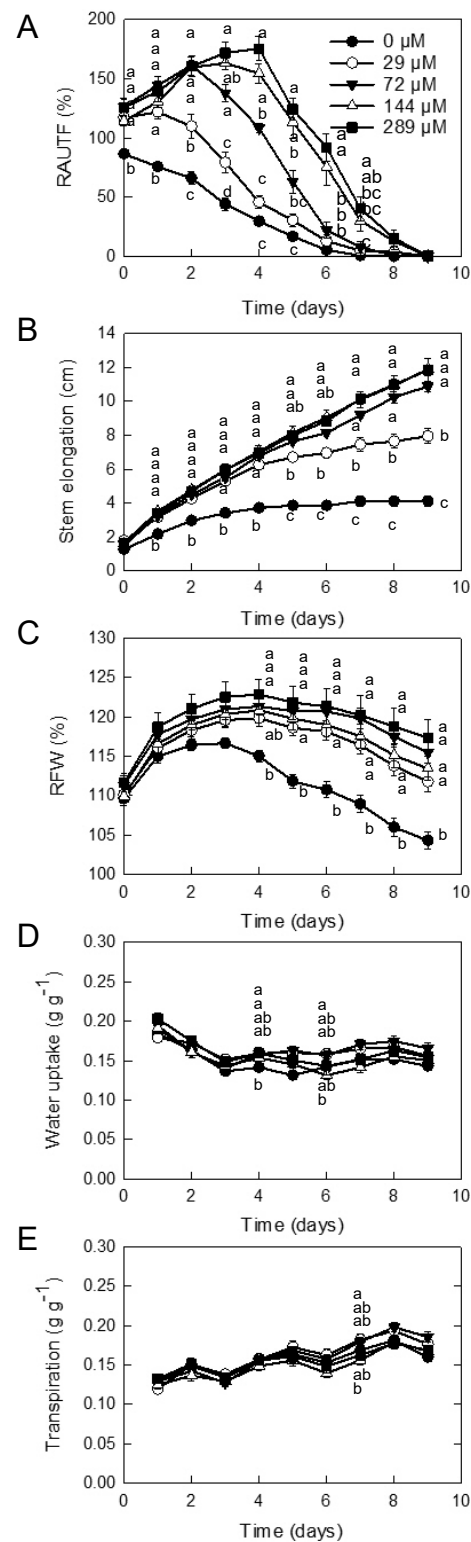


Figure 2. Effect of GA₃ concentration for pretreatment on the relative area of unopened tubular florets (RAUTF) (A), stem elongation (B), RFW (C), water uptake (D), and transpiration (E) of cut gerbera 'Minou'. Values are means of 10 replicates \pm SE. Different letters at each time point indicate significant differences ($p < 0.05$) using Tukey–Kramer's multiple range test.

In all treatments, the RFW of the cut flowers increased during the first 3 or 4 days and decreased thereafter. Decreases in RFW were suppressed by GA₃ treatment (Figure 2C). Water uptake and transpiration were not significantly affected by GA₃ treatment (Figure 2D,E).

In the control flowers, the vase life was terminated without stem bending (Table 1). In contrast, the vase life of the cut flowers pretreated with GA₃ was mainly terminated due to stem bending, which was pronounced at 144 and 289 µM GA₃ (Figure 1B). There was no significant difference in vase life between the control and 29 µM GA₃, but the vase life of the cut flowers was shortened significantly by GA₃ at 72, 144, and 289 µM (Table 1). However, the petal longevity of the flowers without stem bending was significantly longer in 72 µM GA₃ than in the control (0 µM GA₃).

Table 1. Effect of GA₃ concentration for pretreatment on the water uptake and vase life of cut gerbera ‘Minou’.

GA ₃ (µM)	Solution Uptake (g g ⁻¹)	GA ₃ Uptake (µg g ⁻¹)		Vase Life (Days)		Ornamental Value Loss Symptoms (%)		Vase Life of Flowers Showing Symptoms Other than Bending (Days)	
						Bending	Other	Bending	Other
0	0.20	0	a	16.1	a	0	100	16.1	b
29	0.21	2.1	a	15.4	a	80	20	16.5	b
72	0.22	5.4	b	12.5	b	70	30	19.7	a
144	0.20	10.1	c	9.1	b	100	0		
289	0.22	22.5	d	9.4	b	100	0		

Different letters within columns indicate significant differences ($p < 0.05$) using Tukey–Kramer’s multiple range test.

3.2. Effect of CaCl₂ Concentrations Combined with GA₃ on the Vase Life of Cut Gerbera ‘Minou’

EC and pH increased as the CaCl₂ concentration increased. The GA₃ concentration combined with CaCl₂ was set at 144 µM, which has a marked effect of delaying floret opening. The uptake of the pretreatment solution tended to decrease with increasing CaCl₂ concentration (Table 2).

Table 2. Effect of CaCl₂ concentration and 144 µM GA₃ for pretreatment on the water uptake and vase life of cut gerbera ‘Minou’.

CaCl ₂ (mM)	EC (S m ⁻¹)	pH	Solution Uptake (g g ⁻¹)		CaCl ₂ Uptake (mg g ⁻¹)		Vase Life (Days)		Ornamental Value Loss Symptoms (%)	
									Bending	Other
0	0.00	4.55	0.29	a	0	e	7.7	b	100	0
90	1.75	4.68	0.20	b	2.0	d	10.9	b	100	0
180	3.21	5.19	0.16	c	3.1	c	17.6	a	50	50
270	4.63	6.38	0.13	c	4.0	b	19.3	a	10	90
360	5.80	7.28	0.13	c	5.1	a	19.2	a	10	90

Different letters within columns indicate significant differences ($p < 0.05$) using Tukey–Kramer’s multiple range test.

The relative area of unopened tubular florets increased during the first 1 or 2 days and decreased thereafter in all treatments. The decrease in the relative area of the unopened tubular florets was enhanced with increasing CaCl₂ concentration (Figure 3A).

The elongation of the flower stem was not affected by 90 mM CaCl₂ but was significantly inhibited by 180, 270, and 360 mM CaCl₂ pretreatment (Figure 3B).

At the end of pretreatment, the RFW of the cut flowers increased with decreasing CaCl₂ concentration (Figure 3C). The RFW of the flowers in the control gradually decreased with time. A decrease in RFW was suppressed by CaCl₂ pretreatment and the suppression tended to increase with increasing CaCl₂ concentration. The water uptake and transpiration of the flower stems were suppressed by CaCl₂ irrespective of concentration (Figure 3D,E).

Stem bending was suppressed with increasing CaCl₂ concentration (Table 2). Vase life was significantly longer in 180, 270, and 360 mM CaCl₂ than in the control and 90 mM CaCl₂ (Table 2).

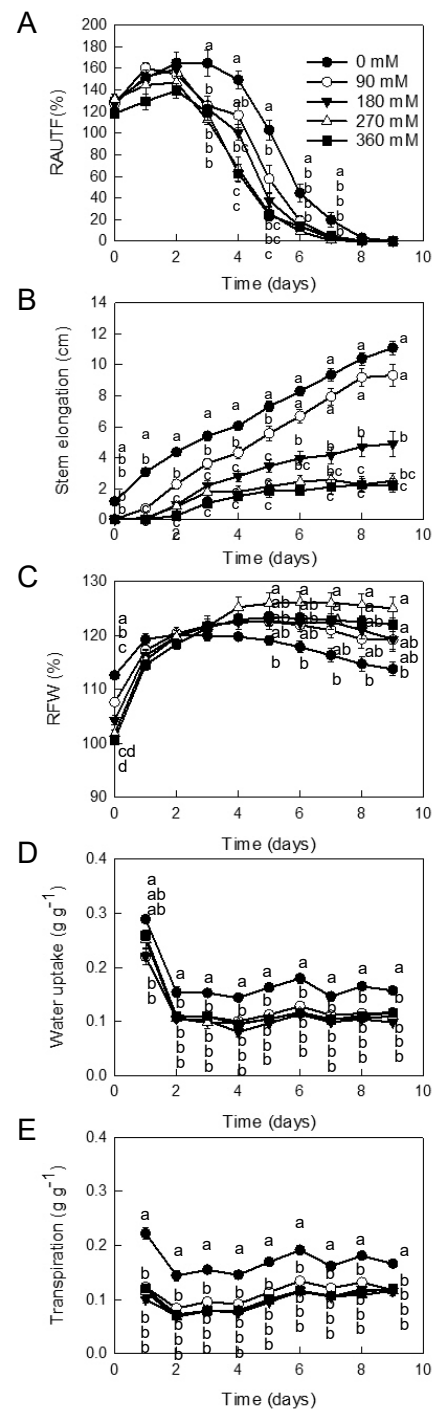


Figure 3. Effect of CaCl_2 concentration and $144 \mu\text{M GA}_3$ for pretreatment on the relative area of unopened tubular florets (RAUTF) (A), stem elongation (B), RFW (C), water uptake (D), and transpiration (E) of cut gerbera 'Minou'. Values are means of 10 replicates \pm SE. Different letters at each time point indicate significant differences ($p < 0.05$) using Tukey–Kramer's multiple range test.

3.3. Effect of GA_3 , CaCl_2 , and the Combination on the Vase Life of Gerbera 'Minou'

The uptake of pretreatment solution decreased in solution including CaCl_2 (Table 3). In the control and CaCl_2 -treated flowers, the relative area of unopened tubular florets decreased gradually with time (Figure 4A). A decrease in the relative area of unopened tubular florets was suppressed in treatments containing GA_3 . Elongation of flower stems was suppressed by CaCl_2 treatment but was promoted by GA_3 treatment (Figure 4B). The stem elongation induced by GA_3 was suppressed in combination with CaCl_2 .

Table 3. Effects of pretreatment with GA₃ and CaCl₂ on the water uptake and vase life of cut gerbera ‘Minou’. Different letters within columns indicate significant differences ($p < 0.05$) using Tukey–Kramer’s multiple range test.

CaCl ₂ (mM)	GA ₃ (μM)	Solution Uptake		CaCl ₂ Uptake		GA ₃ Uptake		Vase Life		Ornamental Value Loss Symptoms (%)	
		(g g ⁻¹)		(mg g ⁻¹)		(μg g ⁻¹)		(Days)		Bending	Other
0	0	0.29	a	0	b	0	c	15.8	b	0	100
270	0	0.14	b	4.2	a	0	c	14.8	b	0	100
0	144	0.32	a	0	b	16.0	a	9.0	c	90	10
270	144	0.15	b	4.5	a	7.5	b	18.6	a	30	70

Different letters within columns indicate significant differences ($p < 0.05$) using Tukey–Kramer’s multiple range test.

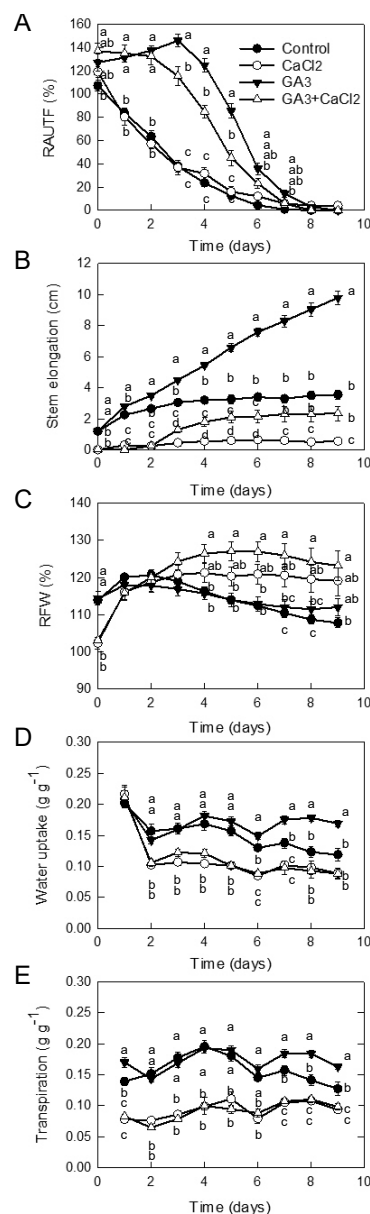


Figure 4. Effect of pretreatment with 144 μM GA₃ and 270 mM CaCl₂ on the relative area of the unopened tubular florets (RAUTF) (A), stem elongation (B), RFW (C), water uptake (D), and transpiration (E) of cut gerbera ‘Minou’. Values are means of 10 replicates ± SE. Different letters at each time point indicate significant differences ($p < 0.05$) using Tukey–Kramer’s multiple range test.

GA₃ treatment had a slight effect on the trend of RFW, but CaCl₂ treatment suppressed this decrease (Figure 4C). Treatment with CaCl₂ suppressed water uptake and transpiration (Figure 4D,E), while treatment with GA₃ increased water uptake and transpiration at a later stage of vase life.

GA₃ treatment increased the occurrence of stem bending and markedly shortened vase life (Table 3). CaCl₂ treatment did not significantly extend vase life, but combined treatment with GA₃ and CaCl₂ significantly extended vase life. Stem bending in the combined treatment with GA₃ and CaCl₂ was 30%. The vase life of flowers showing stem bending in GA₃ and CaCl₂ treatment was 15.3 days, which was shorter than that showing other symptoms.

3.4. Effect of Combined Treatment with GA₃ and CaCl₂ on the Vase Life of the Five Gerbera Cultivars

The relative area of unopened tubular florets decreased gradually with time. The relative area of unopened tubular florets at some time points was significantly greater in combined treatment with GA₃ and CaCl₂ than in the control in the five cultivars (Figure 5A).

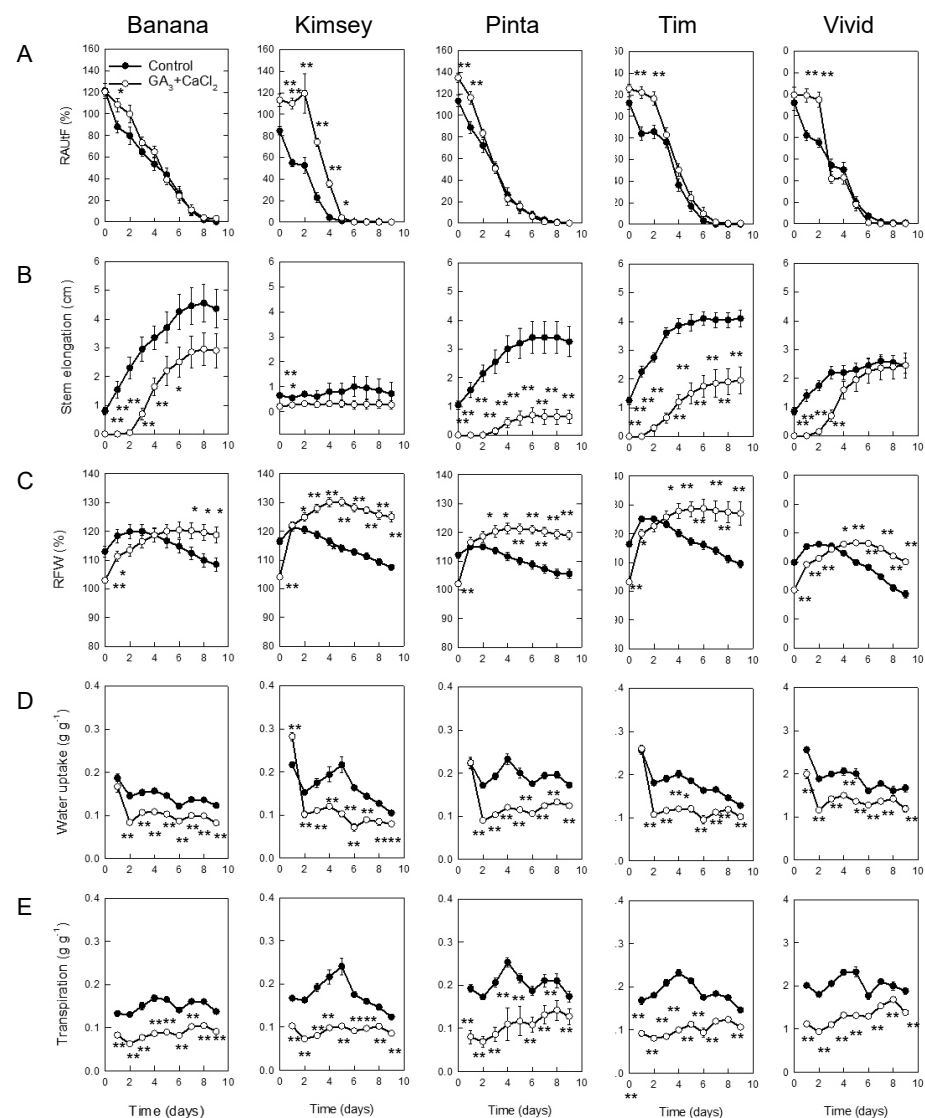


Figure 5. Effect of pretreatment with 144 μM GA₃ and 270 mM CaCl₂ on the relative area of unopened tubular florets (RAUTF) (A), stem elongation (B), RFW (C), water uptake (D), and transpiration (E) of cut gerbera ‘Banana’, ‘Kimsey’, ‘Pinta’, ‘Tim’, and ‘Vivid’. The values are means of 10 replicates \pm SE. ** and * indicate significant differences at $p < 0.01$ and $p < 0.05$, respectively, by estimated the t -test.

The degree of stem elongation varied with the five cultivars. The stem length in the five cultivars was significantly shorter in the GA₃ and CaCl₂ treatment than in the control at some time points (Figure 5B).

For the five cultivars, the RFW of the cut flowers in the control increased during the first 1 or 2 day and decreased thereafter (Figure 5C). The treatment with GA₃ and CaCl₂ suppressed decreases in the RFW of the flowers: it continued to increase over 5 days. In the five cultivars, the water uptake and transpiration of the cut flowers were significantly suppressed by GA₃ and CaCl₂ treatment (Figure 5D,E).

In the five cultivars, the vase life of the cut flowers was significantly extended by GA₃ and CaCl₂ treatment (Table 4, Figure 6).

Table 4. Effects of pretreatment with 144 µM GA₃ and 270 mM CaCl₂ on the water uptake and vase life of cut gerbera ‘Banana’, ‘Kimsey’, ‘Pinta’, ‘Tim’, and ‘Vivid’.

Cultivar	Treatment	Solution Uptake		CaCl ₂ Uptake		GA ₃ Uptake		Vase Life		Ornamental Value Loss Symptoms (%)	
		(g g ⁻¹)		(mg g ⁻¹)		(µ g ⁻¹)		(Days)	Bending	Other	
Banana	Control	0.26		0		0		14.0		0	100
	GA ₃ + CaCl ₂	0.13	** 1	3.8	**	6.3	**	17.3	**	0	100
Kimsey	Control	0.33		0		0		15.5		0	100
	GA ₃ + CaCl ₂	0.14	**	4.3	**	7.1	**	19.7	**	0	100
Pinta	Control	0.28		0		0		15.9		0	100
	GA ₃ + CaCl ₂	0.12	**	3.5	**	5.8	**	20.3	**	0	100
Tim	Control	0.33		0		0		13.9		0	100
	GA ₃ + CaCl ₂	0.14	**	4.2	**	7.0	**	16.7	**	0	100
Vivid	Control	0.29		0		0		9.9		0	100
	GA ₃ + CaCl ₂	0.14	**	4.0	**	6.8	**	14.3	**	10	90
Two-way ANOVA ²	Cultivar (C)	**		**		**		**			
	Treatment (T)	**		**		**		**			
	C × T	*		**		**		NS			

¹ ** indicates significant differences at $p < 0.01$ estimated by the t-test. ² **, *, and NS indicate significant differences at $p < 0.01$, $p < 0.05$, and no significant differences, respectively, estimated by two-way ANOVA.



Figure 6. Gerbera ‘Vivid’ flowers at 13 days after the start of treatment. (Left): Flowers pretreated with 144 µM GA₃ and 270 mM CaCl₂. (Right): Control (distilled water). The scale bar represents 1 cm.

4. Discussion

Pretreatment with GA₃ alone promoted the stem elongation of the cut gerbera, resulting in stem bending. Similarly, the promotion of stem elongation by GA₃ treatment has been reported in cut tulip [22,23]. In many plants, including Arabidopsis [24], maize [25], rice [26], and tomato [27], cell elongation is promoted by exogenous GA₃. Therefore, the stem elongation of cut gerbera induced by GA₃ may be dependent on cell elongation. In contrast, Emongor [18] reported that GA₃ treatment did not cause stem bending in cut gerbera 'Ida Red', which differed from our results. This difference may be attributed to the different GA₃ concentrations used in the experiments. Although higher GA₃ concentrations promote stem bending, the highest concentration in their study was 22 µM, which is lower than the GA₃ concentration in our study.

Treatment with CaCl₂ alone and combined treatment with GA₃ and CaCl₂ suppressed stem elongation. CaCl₂ is known to induce stomatal closure and suppress transpiration [4,5]. In our study, water uptake and transpiration were markedly decreased by CaCl₂ treatment. This suppression was caused by the inhibition of transpiration. Water uptake is necessary for cell expansion associated with stem elongation [28,29]. Therefore, we propose that the inhibition of stem elongation by CaCl₂ is possibly due to the suppression of water uptake, which is caused by the suppression of transpiration.

Treatment with GA₃ alone promoted stem elongation and shortened the vase life of the cut gerbera. Since vase life was terminated by stem bending, the shortening of vase life is attributed to stem elongation. However, combined treatment with GA₃ and CaCl₂ extended vase life significantly more than treatment with CaCl₂ alone. This finding suggests that GA₃ can extend the longevity of gerbera petals. This explanation is supported by the finding that GA₃ treatments significantly extended the vase life of cut gerbera showing symptoms other than bending. The extension of petal longevity by GA₃ has also been reported in carnations [17] and roses [14].

Gibberellins are known to be involved in floral development in plants [30]. Exogenous GA₃ promotes floral development in many plant species, including petunia [31] and Japanese radish [32]. In cut gerbera, an increase in the relative area of unopened tubular florets was accompanied by an increase in the number of visible tubular florets, suggesting that exogenous GA₃ promotes the development of tubular florets. Also, GA₃ treatment delayed the opening of the tubular florets. Therefore, the freshness of cut gerbera appears to be maintained by exogenous GA₃.

To extend the vase life of cut gerbera flowers, the effect of pretreatment with antimicrobial compounds has been studied, but vase life was not significantly extended [9]. In contrast, pretreatment with GA₃ and CaCl₂ significantly extended the vase life of six gerbera cultivars. Therefore, this treatment appears to be useful to extend the vase life of cut gerbera. However, further studies may be needed to demonstrate the practicality of this treatment, including using different varieties and cut flowers produced under different environmental conditions. In our study, an antimicrobial solution was used as vase water because bacterial proliferation shortens the vase life of cut gerbera [33,34]. In general, consumers use tap water or preservatives consisting of sugar and antimicrobial compounds for cut flowers. The vase life of cut gerbera 'Kimsey' is extended by glucose and antimicrobial compounds. Further study is necessary to clarify whether pretreatment with GA₃ and CaCl₂ combined with preservative treatment is more effective than GA₃ and CaCl₂ pretreatment in extending the vase life of cut gerbera.

5. Conclusions

Pretreatment of cut gerbera with GA₃ caused stem bending due to its marked elongation, which shortened vase life. However, GA₃ treatment delayed the opening of the tubular florets and delayed the senescence of ray petals. Stem elongation caused by GA₃ treatment was suppressed by combined treatment with CaCl₂. Combined treatment with GA₃ and CaCl₂ extended the vase life of the cut gerbera more than pretreatment with GA₃ alone and CaCl₂ alone. Combined treatment with GA₃ and CaCl₂ significantly extended

the vase life of the other five cultivars. We conclude that pretreatment with GA₃ and CaCl₂ is useful for extending the vase life of cut gerbera.

Author Contributions: Conceptualization, M.T. and K.I.; methodology, M.T.; investigation, M.T.; writing—original draft, M.T., Y.H., H.N. and K.I.; supervision, M.T. and K.I. All authors have read and agreed to the published version of the manuscript.

Funding: This research was funded by the Research Project for Utilizing Advanced Technologies in Agriculture, Forestry and Fisheries from the Ministry of Agriculture, Forestry and Fisheries, Japan, grant number 22008.

Data Availability Statement: All data are included in this published article.

Conflicts of Interest: The authors declare no conflict of interest.

References

- Shabanian, S.; Esfahani, M.N.; Karamian, R.; Tran, L.-S.P. Physiological and biochemical modifications by postharvest treatment with sodium nitroprusside extend vase life of cut flowers of two gerbera cultivars. *Postharvest Biol. Technol.* **2018**, *137*, 1–8. [[CrossRef](#)]
- Tonooka, M.; Homma, Y.; Toyozumi, T.; Ichimura, K. Stem bending in cut gerbera under the condition of suppressing bacterial proliferation is associated with the weakening of the stem strength. *Sci. Hortic.* **2023**, *319*, 112153. [[CrossRef](#)]
- Wernett, H.C.; Sheehan, T.J.; Wilfret, G.J.; Marousky, F.J.; Lyrene, P.M.; Knauft, D.A. Postharvest longevity of cut-flower Gerbera. I. Response to selection for vase life components. *J. Am. Soc. Hort. Sci.* **1996**, *121*, 216–221.
- Ruiz, L.P.; Atkinson, C.J.; Mansfield, T.A. Calcium in the xylem and its influence on the behavior of stomata. *Phil. Trans. R. Soc. Lond. B* **1993**, *341*, 67–74.
- van Meeteren, U.; van Gelder, H.; van Ieperen, W. Reconsideration of the use of deionized water as vase water in postharvest experiments on cut flowers. *Postharvest Biol. Technol.* **1999**, *17*, 175–187. [[CrossRef](#)]
- Milani, M.; Pradella, E.M.; Heintze, W.; Schafer, G.; Bender, R.J. The effects of supplemental nitrogen and calcium on the quality and postharvest life of cut gerbera. *Ornam. Hortic.* **2020**, *25*, 365–373. [[CrossRef](#)]
- Gerasopoulos, D.; Chebli, B. Effects of pre-and postharvest calcium applications on the vase life of cut gerberas. *J. Hort. Sci. Biotech.* **1999**, *74*, 78–81. [[CrossRef](#)]
- Geshnijany, N.; Ramezani, A.; Khosh-Khui, M. Postharvest life of cut gerbera (*Gerbera jamesonii*) as affected by nano-silver particles and calcium chloride. *Int. J. Hortic. Sci. Technol.* **2014**, *1*, 171–180.
- Perik, R.R.J.; Razé, D.; Ferrante, A.; van Doorn, W.G. Stem bending in cut *Gerbera jamesonii* flowers: Effects of a pulse treatment with sucrose and calcium ions. *Postharvest Biol. Technol.* **2014**, *98*, 7–13. [[CrossRef](#)]
- Hedden, P.; Sponsel, V. A century of gibberellin research. *J. Plant Growth Regul.* **2015**, *34*, 740–760. [[CrossRef](#)]
- Hicklenton, P.B. GA₃ and benzylaminopurine delay leaf yellowing in cut *Alstroemeria* stems. *HortScience* **1991**, *26*, 1198–1199. [[CrossRef](#)]
- Han, S.S. Growth regulators delay foliar chlorosis of Easter lily leaves. *J. Am. Soc. Hort. Sci.* **1995**, *120*, 254–258. [[CrossRef](#)]
- Ichimura, K.; Goto, R. Effect of gibberellin A3 on leaf yellowing and vase life of cut *Narcissus tazetta* var. *chinensis* flowers. *J. Jpn. Soc. Hortic. Sci.* **2000**, *69*, 423–427. [[CrossRef](#)]
- Goszczyńska, D.M.; Zieslin, N.; Mor, Y.; Halevy, A.H. Improvement of postharvest keeping quality of Mercedes roses by gibberellin. *Plant Growth Regul.* **1990**, *9*, 293–303. [[CrossRef](#)]
- Sabehat, A.; Zieslin, N. Promotion of postharvest increase in weight of rose (*Rosa hybrida* cv. *Mercedes*) petals by gibberellin. *J. Plant Physiol.* **1995**, *145*, 296–298. [[CrossRef](#)]
- Steinz, B.; Cohen, A. Gibberellic acid promotes flower bud opening on detached flower stalks of statice (*Limonium sinuatum* L.). *HortScience* **1982**, *17*, 903–904. [[CrossRef](#)]
- Saks, Y.; van Staden, J.; Smith, M.T. Effect of gibberellic acid on carnation flower senescence: Evidence that the delay of carnation flower senescence by gibberellic acid depends on the stage of flower development. *Plant Growth Regul.* **1992**, *11*, 45–51. [[CrossRef](#)]
- Emongor, V.E. Effects of gibberellic acid on postharvest quality and vase life of gerbera cut flower (*Gerbera jamesonii*). *J. Agron.* **2004**, *3*, 191–195. [[CrossRef](#)]
- Ichimura, K.; Shimizu-Yumoto, H.; Shibuya, K.; Mochizuki, H. Investigation of the vase life of cut flowers in different seasons. *Bull. Natl. Inst. Flor. Sci.* **2011**, *11*, 49–65, (In Japanese with English Abstract).
- Kato, M.; Kanda, M.; Ichimura, K. Effects of pulse treatments with sucrose, silver thiosulfate and calcium chloride on the vase life and soluble carbohydrate and aurone levels in cut snapdragon flowers. *Hortic. J.* **2022**, *91*, 112–121. [[CrossRef](#)]
- Umeda, S.; Tonooka, M. Influence of season, cultivar, and age on the yield components of *Gerbera jamesonii* over two years. *Bull. Shizuoka Res. Inst. Agric. For.* **2020**, *13*, 1–6, (In Japanese with English Abstract).
- Okubo, H.; Uemoto, S. Changes in endogenous gibberellin and auxin activities during first internode elongation in tulip flower stalk. *Plant Cell Physiol.* **1985**, *26*, 709–719. [[CrossRef](#)]

23. van Doorn, W.G.; Perik, R.R.J.; Abadie, P.; Harkema, H. A treatment to improve the vase life of cut tulips: Effects on tepal senescence, tepal abscission, leaf yellowing and stem elongation. *Postharvest Biol. Technol.* **2011**, *61*, 56–63. [[CrossRef](#)]
24. Cowling, R.J.; Harberd, N.P. Gibberellins control *Arabidopsis* hypocotyl growth via regulation of cellular elongation. *J. Exp. Bot.* **1999**, *50*, 1351–1357. [[CrossRef](#)]
25. Zhao, G.; Wang, J. Effect of gibberellin and uniconazole on mesocotyl elongation of dark-grown maize under different seeding depths. *Plant Prod. Sci.* **2008**, *11*, 423–429. [[CrossRef](#)]
26. Tong, H.; Xiao, Y.; Liu, D.; Gao, S.; Liu, L.; Yin, Y.; Jin, Y.; Qian, Q.; Chua, C. Brassinosteroid regulates cell elongation by modulating gibberellin metabolism in rice. *Plant Cell* **2014**, *26*, 4376–4393. [[CrossRef](#)]
27. van den Heuvel, K.J.P.T.; Barendse, G.W.M.; Wullems, G.J. Effect of gibberellic acid on cell division and cell elongation in anthers of the gibberellin deficient gib-1 mutant of tomato. *Plant Biol.* **2001**, *3*, 124–131. [[CrossRef](#)]
28. Chen, J.-J.; Sun, Y.-W.; Sheen, T.-F. Use of cold water for irrigation reduces stem elongation of plug-grown tomato and cabbage seedlings. *HortScience* **1999**, *34*, 852–854. [[CrossRef](#)]
29. Litvin, A.G.; van Iersel, M.W.; Malladi, A. Drought stress reduces stem elongation and alters gibberellin-related gene expression during vegetative growth of tomato. *J. Am. Soc. Hortic. Sci.* **2016**, *141*, 591–597. [[CrossRef](#)]
30. Mutasa-Göttgens, E.; Hedden, P. Gibberellin as a factor in floral regulatory networks. *J. Exp. Bot.* **2009**, *60*, 1979–1989. [[CrossRef](#)]
31. Weiss, D.; Halevy, A.H. Stamens and gibberellin in the regulation of corolla pigmentation and growth in *Petunia hybrida*. *Planta* **1989**, *179*, 89–96. [[CrossRef](#)] [[PubMed](#)]
32. Nishijima, T. Effect of gibberellin biosynthesis inhibitor on prevention of precocious bolting and flowering in Japanese radish (*Raphanus sativus* L.). *JARQ* **2003**, *37*, 175–181. [[CrossRef](#)]
33. van Doorn, W.G.; de Witte, Y. Effect of bacteria on scape bending in cut *Gerbera jamesonii* flowers. *J. Am. Soc. Hortic. Sci.* **1994**, *119*, 568–571. [[CrossRef](#)]
34. Tonooka, M.; Homma, Y.; Nukui, H.; Ichimura, K. The effects of bacteria in vase water on the vase life of cut gerbera cultivars. *Hortic. Res.* **2019**, *18*, 167–172, (In Japanese with English Abstract). [[CrossRef](#)]

Disclaimer/Publisher’s Note: The statements, opinions and data contained in all publications are solely those of the individual author(s) and contributor(s) and not of MDPI and/or the editor(s). MDPI and/or the editor(s) disclaim responsibility for any injury to people or property resulting from any ideas, methods, instructions or products referred to in the content.