



Article

Character of Doped Holes in $\text{Nd}_{1-x}\text{Sr}_x\text{NiO}_2$

Tharathep Plienbumrung ^{1,2}, Michael Tobias Schmid ³, Maria Daghofer ^{1,2} and Andrzej M. Oleś ^{4,5,*}

- ¹ Institute for Functional Matter and Quantum Technologies, University of Stuttgart, Pfaffenwaldring 57, 70550 Stuttgart, Germany; tharathep.plienbumrung@gmail.com (T.P.); maria.daghofer@fmq.uni-stuttgart.de (M.D.)
- ² Center for Integrated Quantum Science and Technology, University of Stuttgart, Pfaffenwaldring 57, 70550 Stuttgart, Germany
- ³ Waseda Research Institute for Science and Engineering, Waseda University, Shinjuku, Tokyo 169-8555, Japan; michael.schmid@aoni.waseda.jp
- ⁴ Institute of Theoretical Physics, Jagiellonian University, ul. Prof. S. Łojasiewicza 11, 30-348 Kraków, Poland
- ⁵ Max Planck Institute for Solid State Research, Heisenbergstrasse 1, 70569 Stuttgart, Germany
- * Correspondence: a.m.oles@fkf.mpg.de

Abstract: We investigate charge distribution in the recently discovered high- T_c superconductors, layered nickelates. With increasing value of charge-transfer energy, we observe the expected crossover from the cuprate to the local triplet regime upon hole doping. We find that the $d-p$ Coulomb interaction U_{dp} makes Zhang-Rice singlets less favorable, while the amplitude of local triplets at Ni ions is enhanced. By investigating the effective two-band model with orbitals of x^2-y^2 and s symmetries we show that antiferromagnetic interactions dominate for electron doping. The screened interactions for the s band suggest the importance of rare-earth atoms in superconducting nickelates.

Keywords: high- T_c superconductivity; orbital symmetry; two-band model; Mott insulator; charge-transfer insulator; entanglement; degenerate Hubbard model; cooper pairing



Citation: Plienbumrung, T.; Schmid, M.T.; Daghofer, M.; Oleś, A.M. Character of Doped Holes in $\text{Nd}_{1-x}\text{Sr}_x\text{NiO}_2$. *Condens. Matter* **2021**, *6*, 33. <https://doi.org/10.3390/condmat6030033>

Academic Editor: Antonio Bianconi

Received: 29 July 2021

Accepted: 17 August 2021

Published: 19 August 2021

Publisher's Note: MDPI stays neutral with regard to jurisdictional claims in published maps and institutional affiliations.



Copyright: © 2021 by the authors. Licensee MDPI, Basel, Switzerland. This article is an open access article distributed under the terms and conditions of the Creative Commons Attribution (CC BY) license (<https://creativecommons.org/licenses/by/4.0/>).

1. Introduction: Superconducting Infinite-Layered Nickelates $\text{Nd}_{1-x}\text{Sr}_x\text{NiO}_2$

The discovery of Bednorz and Muller [1] started an intense search for novel superconductors with high values of the critical temperature T_c and gave very interesting open questions [2]. However, in spite of a tremendous effort in the theory, the mechanism responsible for the pairing in cuprates is still unknown [3]. Yet, this is one of the fundamental open problems in modern physics.

Perhaps less spectacular was the recent discovery of superconductivity in infinite-layered NdNiO_2 doped by Sr [4] as the values of T_c are “only” close to 15 K [5]. Nevertheless, it gave a new impulse to the theory of high- T_c superconductivity at large. To some extent, the nickelate superconductor family is rather similar to cuprate superconductors [6], as once again two-dimensional (2D) planes of transition metal and oxygen ions play a central role here [7]. With Ni^{2+} ions, one again has d^9 electronic configuration and similar lattice structure, but the apical oxygens are absent [8]. By following the same analysis for a NiO_2 layer as the one performed for a CuO_2 layer, we expect Ni^{1+} to exhibit antiferromagnetic (AFM) order. One finds that the charge-transfer energy and the gap in nickelate are larger than those of cuprates [9,10]. The doped holes reside on oxygen sites in cuprates forming the Zhang-Rice singlets [11]. On the contrary, the doped holes will likely reside on Ni sites in doped $\text{Nd}_{1-x}\text{Sr}_x\text{NiO}_2$.

Usually, nickelates are investigated by evaluating their electronic structures by density functional theory (DFT) and comparing them with those of cuprates [6–8,12–14]. This approach has its well known weak points—here we consider instead the tight-binding charge-transfer model [10], similar to that for cuprates [15], and shall concentrate on the electronic properties of nickelates. We shall also address the question of magnetic exchange and the absence of AFM order in nickelates [16].

2. Charge-Transfer Model Revisited: Charge-Transfer Model for an NiO₂ Plane

We introduced the multiband $d - p$ Hamiltonian for a NiO₂ plane [10] starting from a 2D Ni₄O₈ 2×2 cluster with periodic boundary conditions (PBCs). The basis set includes four orbitals per NiO₂ unit cell: two e_g orbitals $\{3z^2 - r^2, x^2 - y^2\} \equiv \{z, \bar{z}\}$ at each Ni⁺ ion and one bonding $2p_\sigma$ orbital (either $2p_x$ or $2p_y$) at each oxygen ion in the 2D plane,

$$\mathcal{H} = H_{dp} + H_{pp} + H_{\text{diag}} + H_{\text{int}}^d + H_{\text{int}}^p. \quad (1)$$

Here, the first two terms in the Hamiltonian (1) stand for the kinetic energy: H_{dp} includes the $d - p$ hybridization $\propto t_{pd}$ and H_{pp} includes the inter-oxygen $p - p$ hopping $\propto t_{pp}$,

$$H_{dp} = \sum_{\{m\alpha;j\nu\},\sigma} \left(t_{pd} \hat{d}_{m\alpha\sigma}^\dagger \hat{p}_{j\nu\sigma} + \text{H.c.} \right), \quad (2)$$

$$H_{pp} = \sum_{\{i\mu;j\nu\},\sigma} \left(t_{pp} \hat{p}_{i\mu\sigma}^\dagger \hat{p}_{j\nu\sigma} + \text{H.c.} \right), \quad (3)$$

where $\hat{d}_{m\alpha\sigma}^\dagger$ ($\hat{p}_{j\nu\sigma}^\dagger$) is the creation operator of an electron at nickel site m (oxygen site i) in an orbital $\alpha \in \{z, \bar{z}\}$ ($\mu \in \{x, y\}$). Here, z and \bar{z} stand for $3z^2 - r^2$ and $x^2 - y^2$ orbitals, while $\{x, y\}$ stand for p_x and p_y orbitals. The elements $\{t_{pd}, t_{pp}\}$ are accompanied by the phase factors, which follow from orbital phases [15].

The one-particle (level) energies are included in H_{diag} , where we introduce the charge-transfer energy between d and p orbitals,

$$\Delta = \varepsilon_d - \varepsilon_p. \quad (4)$$

The model is completed by the Coulomb interactions in the d and p orbitals. For the d electrons,

$$H_{\text{int}}^d = \sum_{m\alpha} U_\alpha n_{m\alpha\uparrow} n_{m\alpha\downarrow} + \left(U' - \frac{1}{2} J_H \right) \sum_i n_{m1} n_{m2} - 2J_H \sum_i \vec{S}_{m1} \cdot \vec{S}_{m2} + J_H \sum_i d_{m1\uparrow}^\dagger d_{m1\downarrow}^\dagger d_{m2\uparrow} d_{m2\downarrow}, \quad (5)$$

where $\alpha = z, \bar{z}$ stands for z^2 and $x^2 - y^2$ orbitals. $d_{m\alpha\sigma}^\dagger$ ($d_{m\alpha\sigma}$) is electron creation (annihilation) operator at site m in orbital α with spin σ . $n_{m\alpha\sigma}$ is a number operator. $\vec{S}_{m\alpha}$ stands for spin operator in α orbital at site m . The two Kanamori parameters to describe the interactions between $3d$ electrons are $\{U, J_H\}$. U_α is Coulomb repulsion element for α orbital. J_H and $U' = U - 2J_H$ are Hund's exchange and interorbital Coulomb interaction [17]. Similar interactions with $\{U^p, J_H^p\}$ are written for p electrons.

Figure 1 shows different weight distributions for hole occupations at Ni and O sites for the parameters of Table 1. The Ni-O charge-transfer model has been studied via impurity [9] as well as lattice approach [10]. It has been established that the holes in undoped compounds remain within $d_{x^2-y^2}$ orbitals. Thereby, we have assumed that Nd does not contribute to the electronic structure, and the system without Sr is a Mott insulator. Doping by Sr gives a doped hole, which tends to reside at nickel sites rather than at oxygen sites. The nickelate (cuprate) regime [9] is highlighted in blue (orange) in Figure 1. In the nickelate regime, the holes reside predominantly at Ni sites. This is the essential difference with cuprates where a doped hole (for hole doping) resides predominantly at oxygen and forms a Zhang-Rice singlet [11].

Table 1. Parameters of the NiO₂ charge-transfer model (all in eV) used in [10].

t_{pd}	t_{pp}	Δ	$U_z = U_{\bar{z}}$	J_H	U_p	J_H^p
1.30	0.55	7.0	8.4	1.2	4.4	0.8

Including intersite Coulomb repulsion U_{dp} enhances the hole occupancy at Ni sites [10] and shifts the doping crossover to lower values of the charge transfer energy Δ . All the on-site energies of the Ni(3d) orbitals have been included in the Ni-O hybridization terms t_{pd} [9]. Similar results were obtained for finite e_g orbital splitting, where $\Delta_z = 1$ eV should be considered the upper limit.

The NiO₂ compound is a Mott–Hubbard insulator. It is then possible to replace the charge-transfer model by the d -only Hubbard model. The effective Ni–Ni hoppings can be derived from second-order perturbation theory [18]. The next question is on which d -orbitals the doped holes preferably reside?

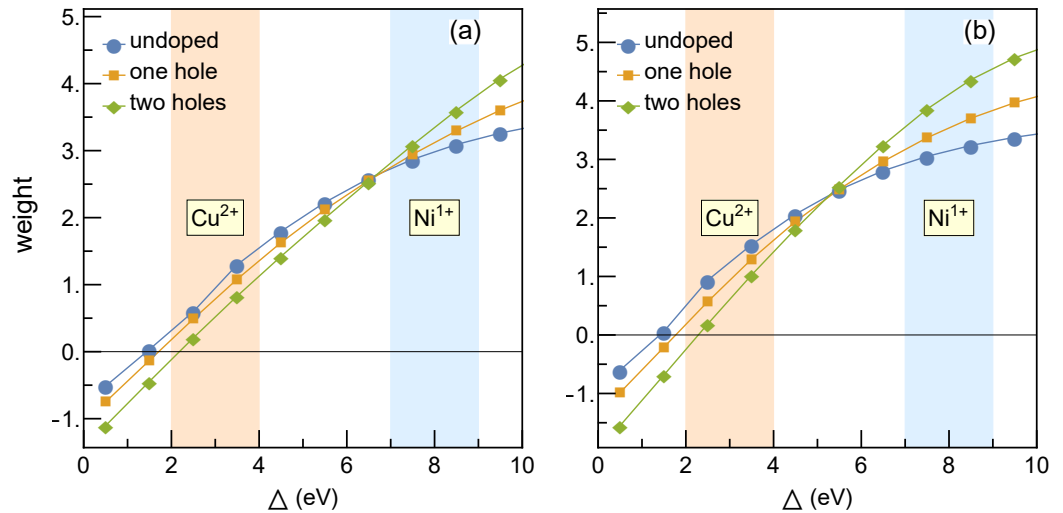


Figure 1. Doping tendency of NiO₂ model as a function of crystal-field splitting Δ : (a) $U_{dp} = 0$; (b) $U_{dp} = 1$ eV. (Blue) undoped, $N_{\uparrow} = 2$ and $N_{\downarrow} = 2$; (Orange) one hole doped, $N_{\uparrow} = 3$, $N_{\downarrow} = 2$; (Green) two holes doped, $N_{\uparrow} = 3$, $N_{\downarrow} = 3$ in Ni₄O₈ (Cu₄O₈) cluster. The nickelate (cuprate) regime is highlighted in blue (orange). The model parameters are given in Table 1.

The asymmetric distribution of holes suggests that one could replace the Ni-O model (1) with a Ni d -only model as oxygen p -orbitals become unimportant. The DFT calculation shows the band structure of NdNiO₂ that two bands are crossing Fermi level. In the orbital-resolved band structure, the lower band has $d_{x^2-y^2}$ character and the upper band contains both Nd and Ni contributions. The large charge transfer energy as well as the presence of electron pocket at Γ are the two striking features of the nickelate compound. The empty 5d states of Nd are responsible for providing electron pocket. The empty 5d states are below the Fermi level, in other words, these states provide the hole states into Ni band by the so-called 'self-doped' effect [19]. Furthermore, the 5d states was shown to be hybridized with Ni apical orbitals, i.e., $3d_{z^2}$ and $4s$ orbitals [20] lead us to construct the effective two-band model consisting of Ni in-plane orbital, $d_{x^2-y^2}$, and Ni off-plane orbital, the modified s orbital. In this work, we present the character of doped holes in the realistic two-band model of NdNiO₂ compound.

3. Electronic Structure Calculations

The ab initio electronic structure calculations using DFT were performed with the Quantum Espresso code [21–23] using a plane-wave pseudopotential method, combining a projector augmented wave method [24] and a specific choice of pseudopotentials [25]. Within this work, we chose an energy cutoff of 600 eV and a Γ point centered Brillouin zone mesh of size $16 \times 16 \times 16$. For all calculations we used the same crystal structure published in [12].

The two-band model is derived by performing a Wannier projection onto the DFT band structure as implemented within the Wannier90 interface [26], including onsite energies and hopping parameters of each Wannier orbital. The projection was performed

onto a Ni($x^2 - y^2$) and an apical Ni(s) Wannier orbital within an energy window ranging from -2.0 to 4.0 eV. The DFT band structure, represented here by the projected Wannier bands and its density of states (DOS), are shown in Figure 2. Panel Figure 2a shows the DFT band structure (black lines) and Wannier bands (red dashed lines). The right panel Figure 2b contains the resulting Wannier DOS around the Fermi energy for the bands of two symmetries: $x^2 - y^2$ and s . It is clear that the fit cannot be perfect and the electron/hole estimation is wrong, but this plays a minor role for the questions asked here and our result qualitatively matches previous studies [12,20].

The Wannier Hamiltonian is given within the real space notation and is of the form,

$$\mathcal{H}(\mathbf{R}) = \sum_{ij\alpha\sigma} t_{ij\alpha}(\mathbf{R}) c_{i\alpha\sigma}^\dagger c_{j\alpha\sigma}. \quad (6)$$

The basis is ordered following the convention $\{d_{x^2-y^2}, s\}$. Explicit numerical values for the hopping parameters are given in Table 2 for the terms with leading contributions, i.e., terms larger than 0.001 (the other terms were neglected). Note that the relation $\mathcal{H}(-\mathbf{R}) = \mathcal{H}^T(\mathbf{R})$ holds for Wannier models. As a consequence, both terms (for distances \mathbf{R} and $-\mathbf{R}$) need to be included in further calculations. From $\mathcal{H}(\mathbf{R})$, a tight-binding Hamiltonian can be constructed by applying a Fourier transformation of the form,

$$\mathcal{H}_{ij}(\mathbf{k}) = \sum_{\mathbf{R}} e^{i\mathbf{k}\mathbf{R}} \mathcal{H}_{ij}(\mathbf{R}), \quad (7)$$

where \mathbf{R} describes the distances of the Wannier orbitals $|i - j|$ and is typically represented in terms of the lattice vectors.

Table 2. Hoppings parameters for the two-band model (all in eV) used in ED calculations.

(x,y,z)	$t_{ijk}^{\alpha\beta}$
(0,0,0)	$\begin{pmatrix} 0.2 & 0 \\ 0 & 1.2 \end{pmatrix}$
(1,0,0)	$\begin{pmatrix} -0.380 & -0.050 \\ -0.050 & -0.031 \end{pmatrix}$
(0,1,0)	$\begin{pmatrix} -0.380 & 0.050 \\ 0.050 & -0.031 \end{pmatrix}$
(0,0,1)	$\begin{pmatrix} -0.039 & 0 \\ 0 & -0.076 \end{pmatrix}$
(1,1,0)	$\begin{pmatrix} 0.088 & 0 \\ 0 & -0.111 \end{pmatrix}$
(1,0,1)	$\begin{pmatrix} 0.001 & -0.009 \\ -0.009 & -0.252 \end{pmatrix}$
(0,1,1)	$\begin{pmatrix} 0.001 & 0.009 \\ 0.009 & -0.252 \end{pmatrix}$
(1,1,1)	$\begin{pmatrix} 0.015 & 0 \\ 0 & 0.056 \end{pmatrix}$

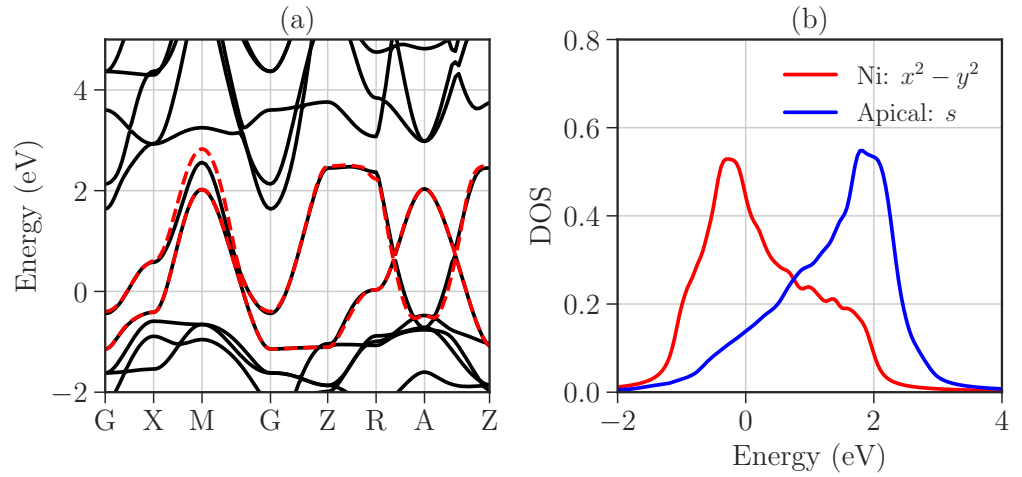


Figure 2. DFT band structure and DOS of the Wannier Hamiltonian: (a) DFT band structure (black solid lines) compared with Wannier band structure (red dashed lines), and (b) Wannier DOS for the Ni($x^2 - y^2$) (red) and apical Ni(s) orbital (blue).

4. Effective Two-Band Hamiltonian

Following the idea of neglecting oxygen orbitals, we construct an effective model containing only Ni($3d$) orbitals. The band structure calculation shows that only two bands contribute at Fermi level. Therefore, the two-band model of nickelates is capable of reproducing the physics of nickelates. It consists of $x^2 - y^2$ orbital and the s orbital, which includes rare-earth $5d$ states and Ni apical orbitals.

We consider the two-band Hamiltonian $H = H_{\text{kin}} + H_{\text{int}}$. The kinetic part is

$$H_{\text{kin}} = \sum_{i\alpha\sigma} \epsilon_{\alpha} a_{i\alpha\sigma}^{\dagger} a_{i\alpha\sigma} + \sum_{ij\alpha\beta\sigma} t_{ij}^{\alpha\beta} a_{i\alpha\sigma}^{\dagger} a_{j\beta\sigma}, \quad (8)$$

while the interactions are given in a similar way to Equation (5). The orbitals $x^2 - y^2$ and s have the diagonal energies ϵ_{α} , being 0 and ϵ . The bands are constructed following Ref. [20]. The oxygen $2p$ orbitals are included implicitly in $x^2 - y^2$ ones. Note that here, one should not confuse $x^2 - y^2$ symmetry with Ni($x^2 - y^2$) orbital. The former is an effective orbital including in-plane oxygen, while the latter is solely a Ni($3d$) orbital. The s orbital contains contributions from Nd($5d$), Ni($3d_{z^2}$) and Ni($4s$) orbitals. The symmetry of this hybrid orbital is the same as that of atomic s orbital.

Instead of Nd($4f$) electronic states, the empty Nd($5d$) orbitals are responsible for the striking electron pocket at the Γ point in the band structure [6]. The Nd atoms are originally located in the off-plane direction of Ni-O plane. In this effective model, the rare-earth atoms are included into Ni atoms via s orbital, indicating the model is three-dimensional and the Coulomb interaction as well as Hund's coupling need to be screened. For instance, the two electrons sitting within s orbital could be located either at Nd or at Ni atom. Therefore, the Coulomb repulsion between these two electrons within the s orbital is reduced. We introduce a parameter $\alpha \in [0, 1]$ to represent the reduced Coulomb interaction and Hund's coupling, i.e., $U_2 = \alpha U_1$ and $J = \alpha J_H$. $\alpha = 1(0)$ stands for weak (strong) screening effect from rare-earth atoms, and we consider two parameter sets A and B, given in Table 3. We study the effective two-band model via Lanczos algorithm [27] on a $2 \times 2 \times 2$ unit cell.

Table 3. Parameters of the two-band model (all in eV) used in exact diagonalization calculations. The reference energies for the two bands of $x^2 - y^2$ and s symmetry are 0 and ϵ , respectively.

Set	ϵ	t	U_1	J_H
A	1.21	0.38	8.0	1.2
B	1.21	0.38	4.0	0.6

The undoped nickelate corresponds to quarter-filling, i.e., 8 electrons. The stoichiometric compound has d^9 configuration, where $\text{Ni}(x^2 - y^2)$ orbital is half-filled, and the weak hybridization of Ni and Nd causes $\text{Ni}(x^2 - y^2)$ orbital to be away from half-filling and creates the self-doping effect [19,28]. The Ni–Ni hopping integrals are obtained via fitting Wannier functions on DFT band calculation. We aim to address the question: where are the doped holes located in the two-band model?

In the absence of an electron hoppings Hamiltonian, the ground state is a trivial antiferromagnet where $x^2 - y^2$ orbital is half-filled and the two canonical AFM phases, C-AFM and G-AFM, are degenerate. Including hopping elements to further neighbors leads to metallic behavior. In one-band Hubbard model, the metal–insulator transition occurs when $U = 2zt$, where $z = 4$ is the number of neighbors in the 2D plane. Similarly, the two-band description can lead to partial orbital-selective Mott transition, where one band is insulating and the other one remains metallic. In the one-band version, the two relevant configurations are singly occupied or form double occupation within a single site. The quarter filling two-band version, however, contains several possible configurations where the lowest energy is still a single occupancy followed by a local triplet state with energy $(U - 3J_H)$ [17].

5. Results and Discussion

We begin with electronic density distribution on $2 \times 2 \times 2$ clusters obtained by exact diagonalization with twisted boundary condition (TBC). The hopping parameters used here are given in Table 2. With PBC, one requires hopping integrals $t_{ij}^{\alpha\beta}$ to be scaled by the factor of 1/2 due to double-counting at the boundary. To avoid this additional factor in the hopping terms, we replace the PBC with TBC. Instead of having a constant phase $t_{N+i} = t_i$ as in PBCs, the hopping terms at the boundary are modified by twisted angles (ϕ_x, ϕ_y, ϕ_z) , giving $t_{N+i} = e^{i\vec{\phi}\cdot\vec{r}_i} t_i$; for more details, see Refs. [29,30]. The PBC corresponds to $(0, 0, 0)$, while (π, π, π) is obtained for the anti-periodic boundary condition. In what follows, the observables are obtained by averaging over several twisted angles.

In Figure 3a,b, we show the undoped orbital-resolved densities, i.e., the electron occupancy within each orbital: $x^2 - y^2$ (predominantly occupied) and s (it usually has decent amount of electrons). Finite occupancy of s orbital is expected due to self-doping effect. We further see that increasing of the parameter α causes the occupation on $x^2 - y^2$ orbital to approach half-filling. Once the $x^2 - y^2$ orbitals are almost half-filled, we show below that the G-AFM ground state is the only dominant magnetic ground state. Including screening effect into $x^2 - y^2$ orbital by lowering its Coulomb interaction gives this orbital as slightly more favorable, see also Figure 3a,b.

By adding one hole, we see that both orbitals can be occupied by holes depending on how strong the screening effects of s orbital are, see Figure 3c,d. The screening effect on $x^2 - y^2$ orbitals makes little changes in the one-hole case. An interesting scenario arises when two holes are added into the undoped Ni–O plane. The unscreened $x^2 - y^2$ remains roughly the same, as s orbital is effectively favorable for holes at small α . When taking the screening effect into account, holes are effectively occupying the $x^2 - y^2$ orbital regardless of the parameter α .

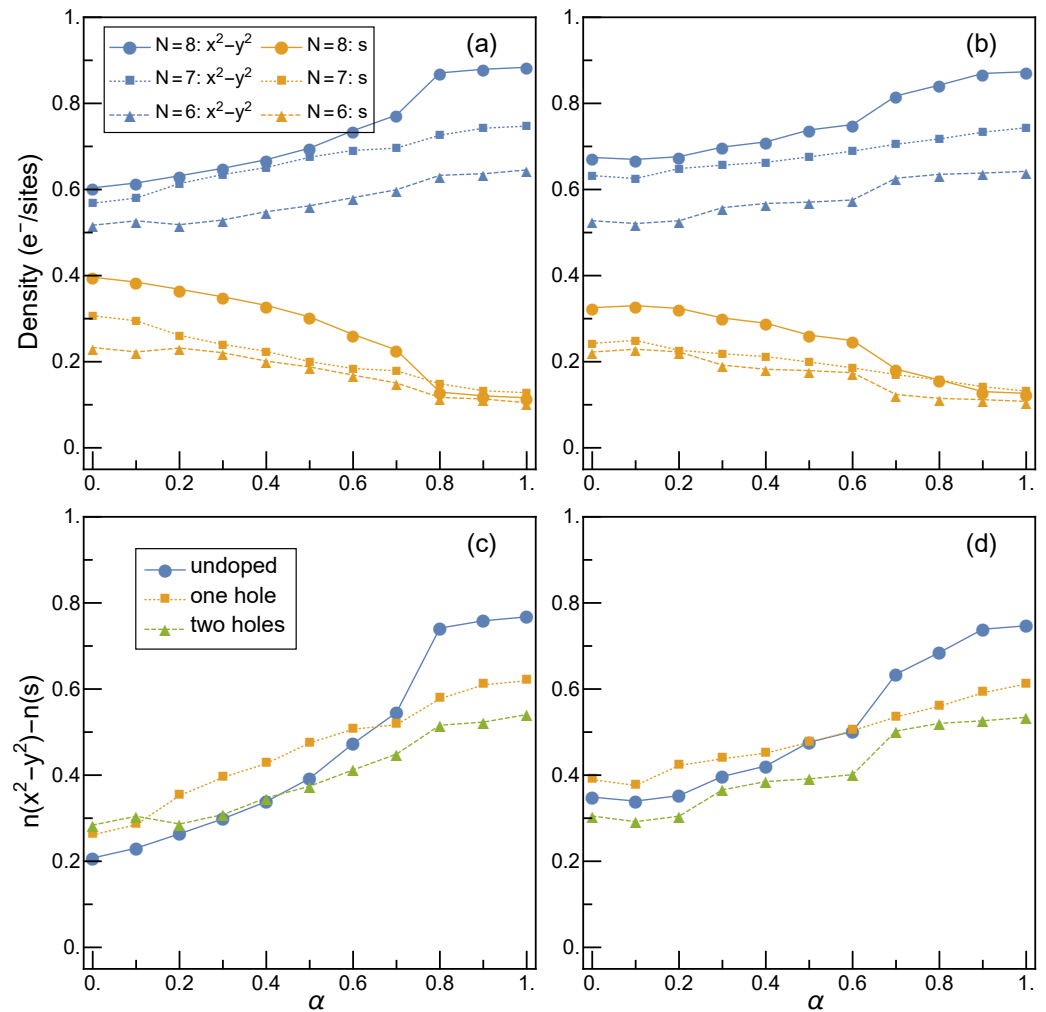


Figure 3. Orbital-resolved electron densities as obtained for: (a) set A, and (b) set B, see Table 3. Strongly anisotropic electron distribution over the $d_{x^2-y^2}$ and s orbitals is favored when the interactions are screened by $\alpha > 0.5$, as shown for: (c) set A, and (d) set B.

Theoretical studies based on $\text{Ni}(e_g)$ bands [10,19,28] have suggested that high-spin $S = 1$ state Ni^{2+} is favorable for hole doping. In contrast, RIXS measurements [31] show that two holes are residing mainly within $\text{Ni}(x^2 - y^2)$. Due to the limitation of the measurement, we cannot determine the occupation of the rare-earth $5d$ states. The difference between the predictions of the theoretical model and the experiment arises from the rare-earth atoms. In the $\text{Ni}(e_g)$ with d^8 configuration, the $x^2 - y^2$ is half-filled and forming a high-spin state together with another $3d$ orbital with energy $(U - 3J_H)$ [10]. This energy is significantly smaller than the energy U for a low-spin d^8 state.

On the contrary, the s orbital, in the hole picture, has lower energy than $x^2 - y^2$ orbital and the quarter-filling of electrons corresponds to $\frac{3}{4}$ -filling by holes via particle-hole transformation. In this case, the s orbital is filled by holes and leaves half-filled $x^2 - y^2$ orbital—then holes reside mainly on $x^2 - y^2$ orbital. This finding suggests that for hole doping, the one-band Hubbard model may be sufficient [32]. This intuitive picture of hole configuration requires the $x^2 - y^2$ to be nearly half-filled, in other words, it suggests that the ground state is a strong antiferromagnet as in cuprates [11,33]. However, NMR experiments [34,35] report no observation of long-range AFM order in the RNiO_2 ($R = \text{Nd, La}$) down to 2 K.

According to the DFT+*sic*DMFT approach [28], the paramagnetic ground state has the lowest energy followed by C-AFM with energy difference about 20 meV/atom and G-AFM with energy 105 meV/atom. The C-AFM state has parallel spins along the c

axis, while G -AFM phase has antiparallel spin alignment to its nearest neighbor in all directions. To address the magnetic order in this two-band model, the spin structure factor of undoped profile,

$$\langle S(k)S(-k) \rangle = \sum_{ij} e^{i\vec{k}(\vec{r}_i - \vec{r}_j)} \langle \vec{S}_i \cdot \vec{S}_j \rangle, \quad (9)$$

is shown in Figure 4. With this small cluster size we can observe only six relevant \mathbf{k} -points in the Brillouin zone and only simple types of AFM order can be investigated. As a universal feature, the spin structure factor at (π, π, π) is enhanced as the $x^2 - y^2$ orbital is close to forming a half-filled band; it indicates that G -AFM order is favored for electron doping [13], see Figure 4.

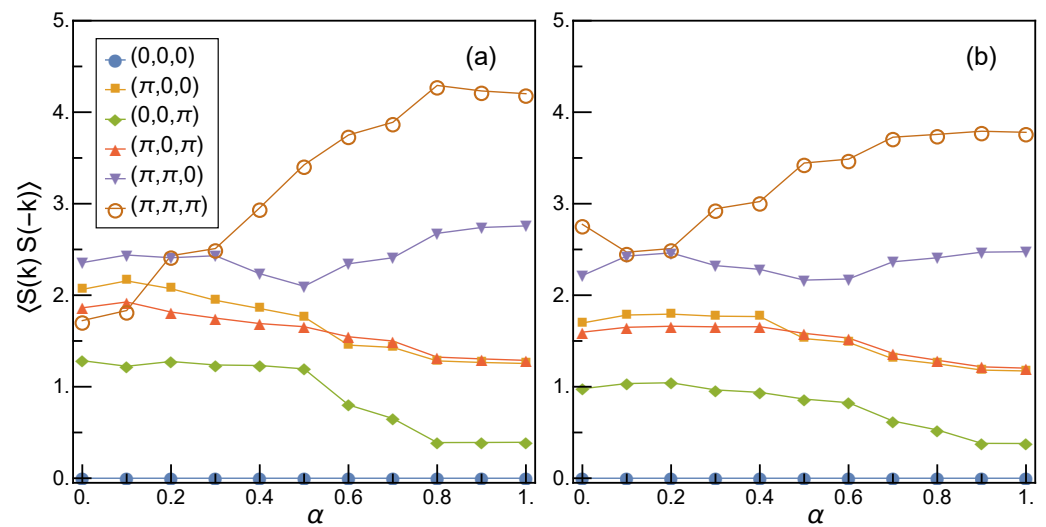


Figure 4. Spin structure factor (9) of the three-dimensional two-band model, as obtained for: (a) set A, and (b) set B, see Table 3.

At small α , the spin structure factor (9) shows a competition between several magnetic ordered states, dominated by $(\pi, \pi, 0)$ and (π, π, π) spin correlations, which stand for C -AFM and G -AFM order. Other types of order, in particular A -AFM order, are not favored. In the recent x -ray scattering experiment [36], the existence of AFM correlations was confirmed, but the small cluster size prevents us from concluding whether AFM long-range order could be stable or not in this parameter regime.

The screening effect from rare-earth atoms [19,37] could be responsible for the competition of magnetic orders. At small α where the screening effect from rare-earth is strong, the electrons tend to form on-site triplets with energy $\epsilon + \alpha(U_1 - 3J_H)$ [10], coexisting with singly occupied $x^2 - y^2$ orbitals. Then, increasing α enhances the interactions on s orbitals and the on-site triplet energy surpasses the bandwidth of s orbital, i.e., $\epsilon + \alpha(U_1 - 3J_H) > 2zt$ ($z = 4$). The largest hopping elements are the in-plane hoppings along x and y direction of $x^2 - y^2$ orbital. Another transition then occurs when the on-site triplet energy overcome the bandwidth of $x^2 - y^2$ orbital, becoming a Mott insulator.

Figure 5 shows the competition between low-spin and high-spin states in NiO_2 planes of the novel Ni-layered superconductors for decreasing number of holes, i.e., for electron doping. Here we use $D_\alpha = \frac{1}{N} \sum_i \langle n_{i\alpha\uparrow} n_{i\alpha\downarrow} \rangle$ and $T = \frac{1}{N} \sum_i \langle \frac{3}{4} + \vec{S}_{i1} \cdot \vec{S}_{i2} \rangle$, where N is the number of Ni sites. We show here that the double occupancy D_α is enhanced with increasing number of holes in the NiO_2 plane. Increasing α increases the double occupancy $D_{x^2-y^2}$, while the double occupancies in s orbitals are almost absent. Thus, the model reduces in this regime to the one-band Hubbard model [32].

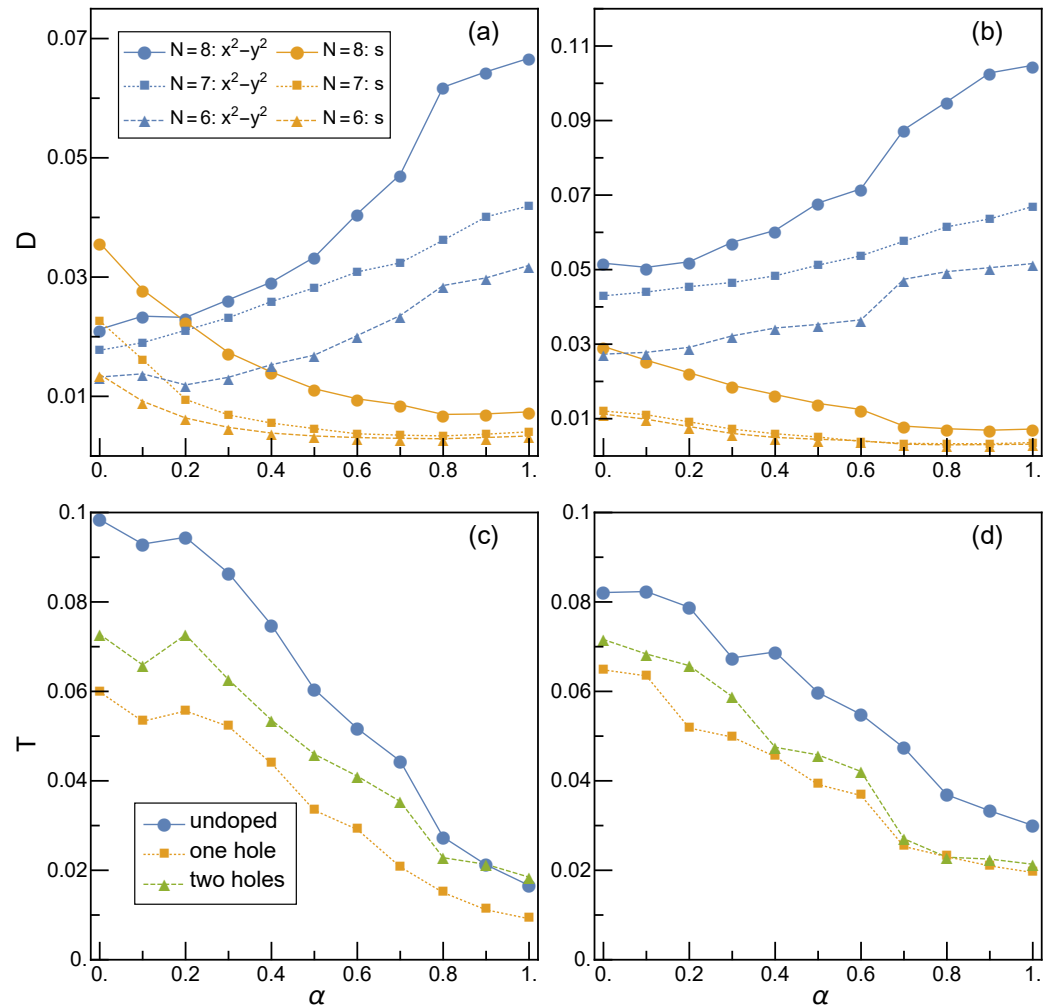


Figure 5. Competition between low-spin and high-spin states as obtained for the parameters of: (a,c) set A, and (b,d) set B, see Table 3. Panels (a,b) show local double occupancy D_α in each $\alpha = x^2 - y^2, s$ orbital, while panels (c,d) show local triplet states T .

Simultaneously, the amplitude of high-spin states T at Ni sites is reduced in the regime of large α . Therefore, we conclude that electron doped materials have preferably low-spin configuration. On the contrary, hole doping may favor locally high-spin ($S = 1$) instead of singlets ($S = 0$) for the double occupancies of $x^2 - y^2$ orbitals. Whether such local triplets could play a role in nickelate superconductivity is still an open question.

6. Summary and Conclusions

In summary, we have replaced the half-filled $d - p$ charge-transfer model by the effective two-band model at quarter-filling. The symmetries of each band are given by $x^2 - y^2$ and s symmetry. The contributions of Nd and Ni atoms to s orbital lead to the reduction of Hund's exchange and Coulomb repulsion, with its strength being scaled by the parameter α . The model shows the three competing phases: metal, orbital-selective, and Mott insulator. The Mott insulator is realized when the splitting between onsite triplet and singly occupied state is larger than the size of the bandwidth, similar to one-band Hubbard model. It is followed by the orbital-selective Mott insulator where the orbital splitting separates the $x^2 - y^2$ and s bands from each other.

The nonmagnetic state is unlikely within this small unit cell and only AFM configuration can be realized. While the G -AFM phase is clearly dominating at large α , the competition between C -AFM and G -AFM is found at low α where the on-site triplet competes with AFM ground state, indicating the tendency toward AFM ordering. The

holes are doped differently among the three phases. In metallic phase, the itinerant s orbital is favorable for holes. On the other hand, in the orbital-selective phase, the situation is slightly complicated while adding one hole favors s orbital, but adding two holes can effectively lead again to $x^2 - y^2$ occupation, as in the Mott insulating phase.

When the screening effect on $x^2 - y^2$ orbital is included, the stability of the orbital-selective phase is enhanced and the metallic phase vanishes. The two-band model at quarter-filling, therefore, connects the two controversial scenarios of which orbitals preferred by doped-holes via the parameter α . The parameter somehow represents the screening effect from rare-earth orbital, showing the importance of rare-earth atoms for the electronic structure of superconducting nickelate.

Finally, we remark that the present approach has several limitations, which could be seen as open questions at present, to be resolved in the future. First of all, electronic phase separation could occur in nickelates as in other superconductors, here we give the data for iron superconductors [38]. A very interesting open problem is how many electronic components contribute to the superconducting state and whether orbital selective superconductivity may occur in nickelates [20]. One could address these questions in a more satisfactory way only by extending the two-band model by spin-orbit coupling.

Author Contributions: T.P. performed numerical analysis of the two-band model. The two-band model was derived from the $d - p$ charge-transfer model by M.T.S. Conceptualization, M.D. and A.M.O.; writing—original draft preparation, A.M.O.; supervision, M.D.; writing—review and editing, A.M.O.; T.P., M.T.S., M.D. and A.M.O. selected the relevant information, analyzed the predictions of the theory versus experimental data, developed the interpretation of the numerical results, and wrote the manuscript. All authors have read and agreed to the published version of the manuscript.

Funding: T.P. acknowledges Development and Promotion of Science and Technology Talents Project (DPST). A. M. Oleś kindly acknowledges Narodowe Centrum Nauki (NCN, National Science Centre, Kraków, Poland) Project No. 2016/23/B/ST3/00839.

Acknowledgments: We would like to thank Andres Greco, Peter Horsch, Krzysztof Rościszewski, and George A. Sawatzky for many insightful discussions. A. M. Oleś is grateful for the Alexander von Humboldt Foundation Fellowship (Humboldt-Forschungspreis).

Conflicts of Interest: We declare no conflict of interest.

References

1. Bednorz, J.G.; Muller, K.A. Possible high- T_c superconductivity in the Ba-La-Cu-O system. *Z. Phys. B* **1986**, *64*, 189–193. [[CrossRef](#)]
2. Campi, G.; Bianconi, A.; Poccia, N.; Bianconi, G.; Barba, L.; Arrighetti, G.; Innocenti, D.; Karpinski, J.; Zhigadlo, N.D.; Kazakov, S.M.; et al. Inhomogeneity of charge-density-wave order and quenched disorder in a high- T_c superconductor. *Nature* **2015**, *525*, 359–362. [[CrossRef](#)]
3. Keimer, B.; Kivelson, S.A.; Norman, M.R.; Uchida, S.; Zaanen, J. From quantum matter to high-temperature superconductivity in copper oxides. *Nature* **2015**, *518*, 179–186. [[CrossRef](#)] [[PubMed](#)]
4. Li, D.; Lee, K.; Wang, B.Y.; Osada, M.; Crossley, S.; Lee, H.R.; Cui, Y.; Hikita, Y.; Hwang, H.Y. Superconductivity in an infinite-layer nickelate. *Nature* **2019**, *572*, 624–627. [[CrossRef](#)]
5. Li, D.; Wang, B.Y.; Lee, K.; Harvey, S.P.; Osada, M.; Goodge, B.H.; Kourkoutis, L.F.; Hwang, H.Y. Superconductivity Dome in $\text{Nd}_{1-x}\text{Sr}_x\text{NiO}_2$ Infinite Layer Films. *Phys. Rev. Lett.* **2020**, *125*, 027001. [[CrossRef](#)] [[PubMed](#)]
6. Botana, A.S.; Norman, M.R. Similarities and differences between LaNiO_2 and CaCuO_2 and implications for superconductivity. *Phys. Rev. X* **2020**, *10*, 011024.
7. Jarlborg, T.; Bianconi, A. Multiple Electronic Components and Lifshitz Transitions by Oxygen Wires Formation in Layered Cuprates and Nickelates. *Condens. Matter* **2019**, *4*, 15. [[CrossRef](#)]
8. Nomura, Y.; Arita, R. Superconductivity in infinite-layer nickelates. *arXiv* **2021**, arXiv:2107.12923.
9. Jiang, M.; Berciu, M.; Sawatzky, G.A. Critical Nature of the Ni Spin State in Doped NdNiO_2 . *Phys. Rev. Lett.* **2020**, *124*, 207004. [[CrossRef](#)] [[PubMed](#)]
10. Plienbumrung, T.; Daghofer, M.; Oleś, A.M. Interplay between Zhang-Rice singlet and high-spin states in a model for doped NiO_2 planes. *Phys. Rev. B* **2021**, *103*, 104513. [[CrossRef](#)]
11. Zhang, F.C.; Rice, T.M. Effective Hamiltonian for the superconducting Cu Oxides. *Phys. Rev. B* **1988**, *37*, 3759–3761. [[CrossRef](#)] [[PubMed](#)]
12. Gu, Y.; Zhu, S.; Wang, X.; Hu, J.; Chen, H. A substantial hybridization between correlated Ni- d orbital and itinerant electrons in infinite-layer nickelates. *Commun. Phys.* **2020**, *3*, 84. [[CrossRef](#)]

13. Been, E.; Lee, W.-S.; Hwang, H.Y.; Cui, Y.; Zaanen, J.; Devereaux, T.; Moritz, B.; Jia, C. Electronic Structure Trends Across the Rare-Earth Series in Superconducting Infinite-Layer Nickelates. *Phys. Rev. X* **2021**, *11*, 011050.
14. Zhang, R.; Lane, C.; Singh, B.; Nockeinen, J.; Barbiellini, B.; Markiewicz, R.S.; Bansil, A.; Sun, J. Magnetic and f -electron effects in LaNiO_2 and NdNiO_2 nickelates with cuprate-like $3d_{x^2-y^2}$ band. *Commun. Phys.* **2021**, *4*, 118. [[CrossRef](#)]
15. Arrighoni, E.; Aichhorn, M.; Daghofer, M.; Hanke, W. Phase diagram and single-particle spectrum of CuO_2 high- T_c layers: Variational cluster approach to the three-band Hubbard model. *New J. Phys.* **2009**, *11*, 055066. [[CrossRef](#)]
16. Nomura, Y.; Nomoto, T.; Hirayama, M.; Arita, R. Magnetic exchange coupling in cuprate-analog d^9 nickelates. *Phys. Rev. Res.* **2020**, *2*, 043144. [[CrossRef](#)]
17. Oleś, A.M. Antiferromagnetism and correlation of electrons in transition metals. *Phys. Rev. B* **1983**, *28*, 327–339. [[CrossRef](#)]
18. Hu, L.-H.; Wu, C. Two-band model for magnetism and superconductivity in nickelates. *Phys. Rev. Res.* **2019**, *1*, 032046. [[CrossRef](#)]
19. Zhang, G.-M.; Yang, Y.F.; Zhang, F.C. Self-doped Mott insulator for parent compounds of nickelate superconductors. *Phys. Rev. B* **2020**, *101*, 020501. [[CrossRef](#)]
20. Adhikary, P.; Bandyopadhyay, S.; Das, T.; Dasgupta, I.; Saha-Dasgupta, T. Orbital selective superconductivity in a two-band model of infinite-layer nickelates. *Phys. Rev. B* **2020**, *102*, 100501. [[CrossRef](#)]
21. Giannozzi, O.; Baroni, S.; Bonini, N.; Calandra, M.; Car, R.; Cavazzoni, C.; Ceresoli, D.; Chiarotti, G.L.; Cococcioni, M.; Daboet, I.; et al. QUANTUM ESPRESSO: A modular and open-source software project for quantum simulations of materials. *J. Phys. Condens. Matter* **2009**, *21*, 395502. [[CrossRef](#)] [[PubMed](#)]
22. Giannozzi, O.; Andreussi, O.; Brumme, T.; Bunau, O.; Buongiorno Nardelli, M.; Calandra, M.; Car, R.; Cavazzoni, C.; Ceresoli, D.; Cococcioni, M.; et al. Advanced capabilities for materials modelling with Quantum ESPRESSO. *J. Phys. Condens. Matter* **2017**, *29*, 465901. [[CrossRef](#)] [[PubMed](#)]
23. Giannozzi, O.; Baseggio, O.; Bonfà, P.; Brunato, D.; Car, R.; Carnimeo, I.; Cavazzoni, C.; de Cironcoli, S.; Delugas, P.; Ruffino, F.F.; et al. Quantum ESPRESSO toward the exascale. *J. Chem. Phys.* **2020**, *152*, 154105. [[CrossRef](#)] [[PubMed](#)]
24. Lejaeghere, K.; Bihlmayer, G.; Björkman, T.; Blaha, P.; Blügel, S.; Blum, V.; Caliste, D.; Castelli, I.E.; Clark, S.J.; Dal Corso, A.; et al. Reproducibility in density functional theory calculations of solids. *Science* **2016**, *351*, aad3000. [[CrossRef](#)] [[PubMed](#)]
25. Dal Corso, A. Pseudopotentials periodic table: From H to Pu. *Comput. Mater. Sci.* **2014**, *95*, 337–350. [[CrossRef](#)]
26. Pizzi, G.; Vitale, V.; Arita, R.; Blügel, S.; Freimuth, F.; Géranton, G.; Gibertini, M.; Gresch, D.; Johnson, C.; Koretsune, T.; et al. Wannier90 as a community code: New features and applications. *J. Phys. Condens. Matter* **2020**, *32*, 165902. [[CrossRef](#)]
27. Koch, E. The Lanczos Method. In *The LDA+DMFT Approach to Strongly Correlated Materials*; Pavarini, E., Koch, E., Vollhardt, D., Lichtenstein, A., Eds.; Forschungszentrum Jülich: Jülich, Germany, 2011.
28. Lechermann, F. Doping-dependent character and possible magnetic ordering of NdNiO_2 . *Phys. Rev. Mater.* **2021**, *5*, 044803. [[CrossRef](#)]
29. Shiroshi, M.; Wadati, M. Integrable boundary conditions for the one-dimensional Hubbard model. *J. Phys. Soc. Jpn.* **2012**, *66*, 2288–2301. [[CrossRef](#)]
30. Poilblanc, D. Twisted boundary conditions in cluster calculations of the optical conductivity in the two-dimensional lattice models. *Phys. Rev. B* **1991**, *44*, 9562–9581. [[CrossRef](#)] [[PubMed](#)]
31. Rossi, M.; Lu, H.; Nag, A.; Li, D.; Osada, M.; Lee, K.; Wang, B.Y.; Agrestini, S.; Garcia-Fernandez, M.; Chuang, Y.-D.; et al. Orbital and Spin Character of Doped Carriers in Infinite-Layer Nickelates. *arXiv* **2020**, arXiv:2011.00595.
32. Kitatani, M.; Si, L.; Janson, O.; Arita, R.; Zhong, Z.; Held, K. Nickelate superconductors—A renaissance of the one-band Hubbard model. *NPJ Quantum Mater.* **2020**, *5*, 59. [[CrossRef](#)]
33. Anisimov, V.I.; Bukhvalov, D.; Rice, T.M. Electronic structure of possible nickelate analogs to the cuprates. *Phys. Rev. B* **1999**, *59*, 7901–7906. [[CrossRef](#)]
34. Hayward, M.A.; Green, M.A.; Rosseinsky, M.J.; Sloan, J. Sodium Hydride as a Powerful Reducing Agent for Topotactic Oxide Deinteraction: Synthesis and Characterization of the Nickel(I) Oxide LaNiO_2 . *J. Am. Chem. Soc.* **1999**, *121*, 8843–8854. [[CrossRef](#)]
35. Hayward, M.A.; Rosseinsky, M.J. Synthesis of the infinite layer Ni(I) phase NdNiO_{2+x} by low temperature reduction of NdNiO_3 with Sodium Hydride. *Solid State Sci.* **2003**, *5*, 839–850. [[CrossRef](#)]
36. Lu, H.; Rossi, M.; Nag, A.; Osada, M.; Li, D.F.; Lee, K.; Wang, B.Y.; Garcia-Fernandez, M.; Agrestini, S.; Shen, Z.X.; et al. Magnetic excitations in infinite-layer nickelates. *Science* **2021**, *373*, 213–216. [[CrossRef](#)] [[PubMed](#)]
37. Sakakibara, H.; Usui, H.; Suzuki, K.; Kotani, T.; Aoki, H.; Kuroki, K. Model Construction and a Possibility of Cupratelike Pairing in a New d^9 Nickelate Superconductor $(\text{Nd,Sr})\text{NiO}_2$. *Phys. Rev. Lett.* **2020**, *125*, 077003. [[CrossRef](#)]
38. Ricci, A.; Poccia, N.; Joseph, B.; Arrighetti, G.; Barba, L.; Plaisier, J.; Campi, G.; Mizuguchi, Y.; Takeya, H.; Takano, Y.; et al. Intrinsic phase separation in superconducting $\text{K}_{0.8}\text{Fe}_{1.6}\text{Se}_2$ ($T_c = 31.8$ K) single crystals. *Superconduct. Sci. Technol.* **2011**, *24*, 082002. [[CrossRef](#)]