

ZnS/CuFe₂O₄: Magnetic Hybrid Nanocomposite to Catalyze the Synthesis of 2,4,5-triaryl-1H-imidazole Derivatives †

Fereshte Hassanzadeh-Afruzi, Shahrzad Bahrami and Ali Maleki *

Catalysts and Organic Synthesis Research Laboratory, Department of Chemistry, Iran University of Science and Technology, Tehran 16846-13114, Iran; hassanzadeh_f@chem.iust.ac.ir (F.H.-A.); shahrzad.bahrami8895@gmail.com (S.B.)

* Correspondence: maleki@iust.ac.ir; Tel.: +98-21-77240540 (ext. 50); Fax: +98-21-73021584

† Presented at the 23rd International Electronic Conference on Synthetic Organic Chemistry, 15 November–15 December 2019; Available online: <https://ecsoc-23.sciforum.net/>.

Published: 14 November 2019

Abstract: Integration of nanomaterials is an entirely new method to synthesis efficient catalysts. These compounds provided new characteristics and distinctive application which is not accessible in the single-particle nanostructures. Although there is little catalytic activity in each component of the hybrid material, their hybrid displays much higher activity. Indeed, the presence of intermediate metal and their oxides in the framework of hybrid catalyst caused a synergistic effect, thus facilitate the organic reaction more effectively. The extensive biochemical and pharmacological activities of imidazole-containing compounds have required the development of efficient methods for synthesizing these compounds, which is a significant topic in organic chemistry. The imidazole nucleus function as a main scaffold for constructing of biologically important molecules. The ZnS/CuFe₂O₄ magnetic hybrid nanocatalyst was synthesized by a simple co precipitation and characterized by conventional analyses successfully. Synthesized nanocomposite was utilized as a magnetic and heterogeneous catalyst for the one-pot synthesis of 2,4,5-triaryl-1H-imidazole derivatives with condensation of various aromatic aldehydes, benzil and ammonium acetate. The presented method shows some advantages such as mild conditions, good yields, and simple separation of products from the reaction mixture and cost-effective catalyst. The experimental data showed ZnS/CuFe₂O₄ nanocatalyst were easily separated from the reaction mixture using an external magnetic field and use again five times in subsequent reactions without appreciable reduction in catalytic activity.

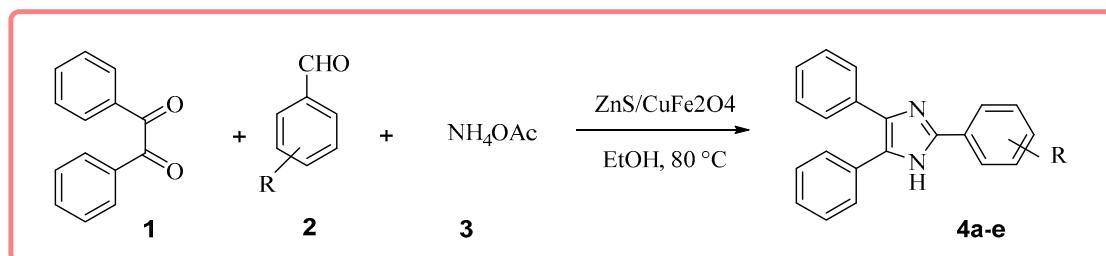
Keywords: hybrid catalyst; multicomponent reaction; magnetic nanocomposite; imidazole

1. Introduction

Within the last decades nonmagnetic catalysts have gained significant attention, since they possess merits of both homogeneous and heterogeneous catalysts like high reactivity and ease of separation from the reaction mixture [1]. For manufacturing magnetic catalyst, iron seems to be the most suitable case because of its more natural abundance, ease of availability, low-cost and less toxicity than other metals with magnetic nature [2]. Nanomaterial combination is a new approach for the synthesis of effective catalyst. Such compounds provided new features and distinctive applications that are not present in single-particle nanoparticles [3]. ferrites are important magnetic material with unique features that has wide applications in a variety of fields such as sensors, environmental filtration, magnets and electrical materials, magnetic resonance imaging, ceramic coating. CuFe₂O₄ has inverse spinel structure which in that Cu²⁺ cations and half of the Fe³⁺ cations

occupy octahedral sites, while the other half of the Fe^{3+} cations occupy tetrahedral sites. Inverse spinel ferrites have been utilized as catalysts in reactions such as azide-alkyne cycloaddition, epoxide ring-opening and the Ullmann coupling [4,5].

The synthesis of imidazole as main scaffold for constructing of biologically active molecules is a noteworthy topic in organic chemistry. They have diverse medicinal and biological activities like antibacterial, antifungal, reducing inflammation, anti-cancer antiviral, anti-diabetic, anti-allergic, analgesic and herbicidal [6,7]. In continues to our research on MCRs and nanomaterials and due to the importance of heterocyclic compounds [6,8–24], in this work, $\text{ZnS/CuFe}_2\text{O}_4$ was used as a hybrid nanocatalyst in the synthesis of 2,4,5-triaryl-1H-imidazole derivatives via one-pot condensation of various aromatic aldehydes, benzil and ammonium acetate (Scheme 1).



Scheme 1. The synthesis of 2,4,5-triaryl-1H-imidazole.

2. Experimental

2.1. General

All solvents and chemicals were purchased from Merck and Aldrich companies. EDX spectra were provided with a Numerix DXP-X10P. FESEM image was provided with Hitachi S-480 instrument. The XRD pattern of the nanocatalyst was recorded with the X'Pert Pro diffractometer operating with (40 mA, 40 kV). Melting points were measured with an Electrothermal 9100 apparatus.

2.2. Preparation of $\text{ZnS/CuFe}_2\text{O}_4$

At first thioacetamide (1.6 mmol) was dissolved in 20 ml distilled water. Then $\text{FeCl}_3 \cdot 6\text{H}_2\text{O}$ (2 mmol), $\text{CuCl}_2 \cdot 4\text{H}_2\text{O}$ (1 mmol) and $\text{Zn}(\text{NO}_3)_2 \cdot 2\text{H}_2\text{O}$ (1 mmol) were dissolved in 20 mL distilled water separately, and gradually added to the aqueous solution of thioacetamide. The resulting mixture was first dispersed using ultrasonic and then stirred at room temperature. Next, ammonia was added drop by drop to above mixture and stirring continued at room temperature for 30 min. The resulting precipitate was separated from the reaction mixture using magnets, washed several times with distilled water and ethanol, and dried at room temperature for 24 h to provide a $\text{ZnS/CuFe}_2\text{O}_4$ magnetic catalyst.

2.3. General Procedure for the Synthesis of 2,4,5-triaryl-1H-imidazole Derivatives

The mixture of 4-chlorobenzaldehyde (1 mmol), ammonium acetate (4 mmol), benzil (1 mmol) and $\text{ZnS/CuFe}_2\text{O}_4$ (0.03 g) as a catalyst were stirred at 80 °C in ethanol. The reaction progress was monitored by thin layer chromatography. After completion of the reaction, the crude precipitate was washed with deionized water and dried. Pure products were obtained by recrystallization from ethanol.

3. Results and Discussion

Elemental analysis of the $\text{ZnS/CuFe}_2\text{O}_4$ nanocatalyst was carried out using EDX to study the chemical composition of the synthesized catalysts. As is observed in Figure 1, the presence of high-intensity peaks related to Zn, Cu, S, Fe and O elements represent the components of the synthesized catalyst.

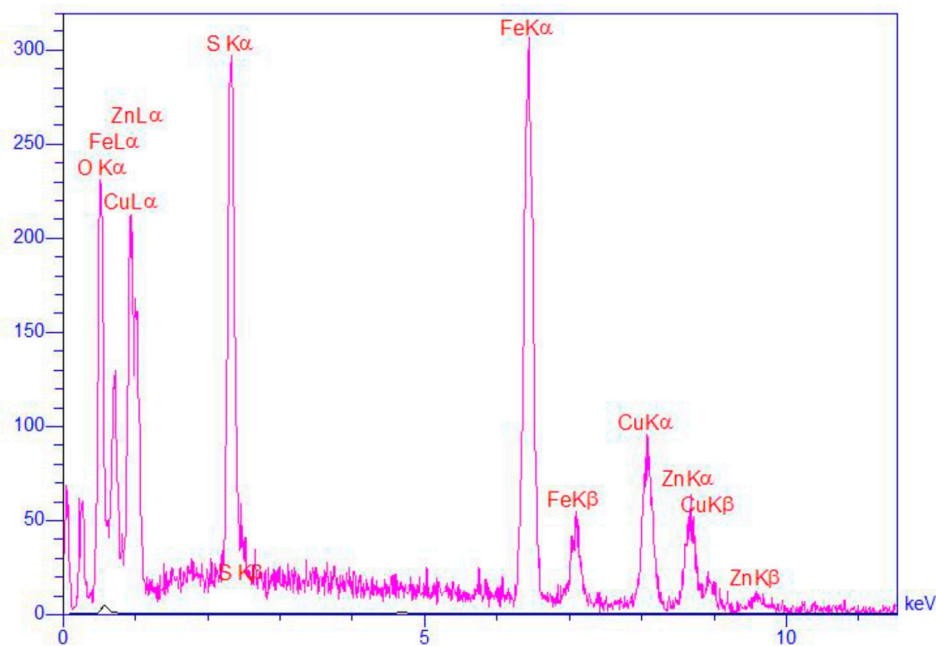


Figure 1. EDX analysis of the ZnS/CuFe₂O₄ catalyst.

FESEM image was used to study morphology and particle size of the synthetic nanocatalyst. Figure 2 shows spherical like nanoparticles with uniform distribution. The average of particle size in the ZnS/CuFe₂O₄ catalyst is less than 20 nm.




Figure 2. FESEM analysis of the ZnS/CuFe₂O₄ catalyst.

Furthermore, X-ray diffraction analysis to investigate the crystalline nature of catalyst was employed. As is depicted in Figure 3, the XRD pattern of ZnS/CuFe₂O₄ was compared with CuFe₂O₄

and ZnS. Prepared nanocatalyst has distinct peaks in $2\theta = 29.80^\circ, 32.21^\circ, 35.71^\circ, 43.31^\circ, 48.40^\circ, 57.25^\circ, 59.66^\circ, 63.62^\circ$ which are consistent with the XRD pattern of ZnS and CuFe_2O_4 .

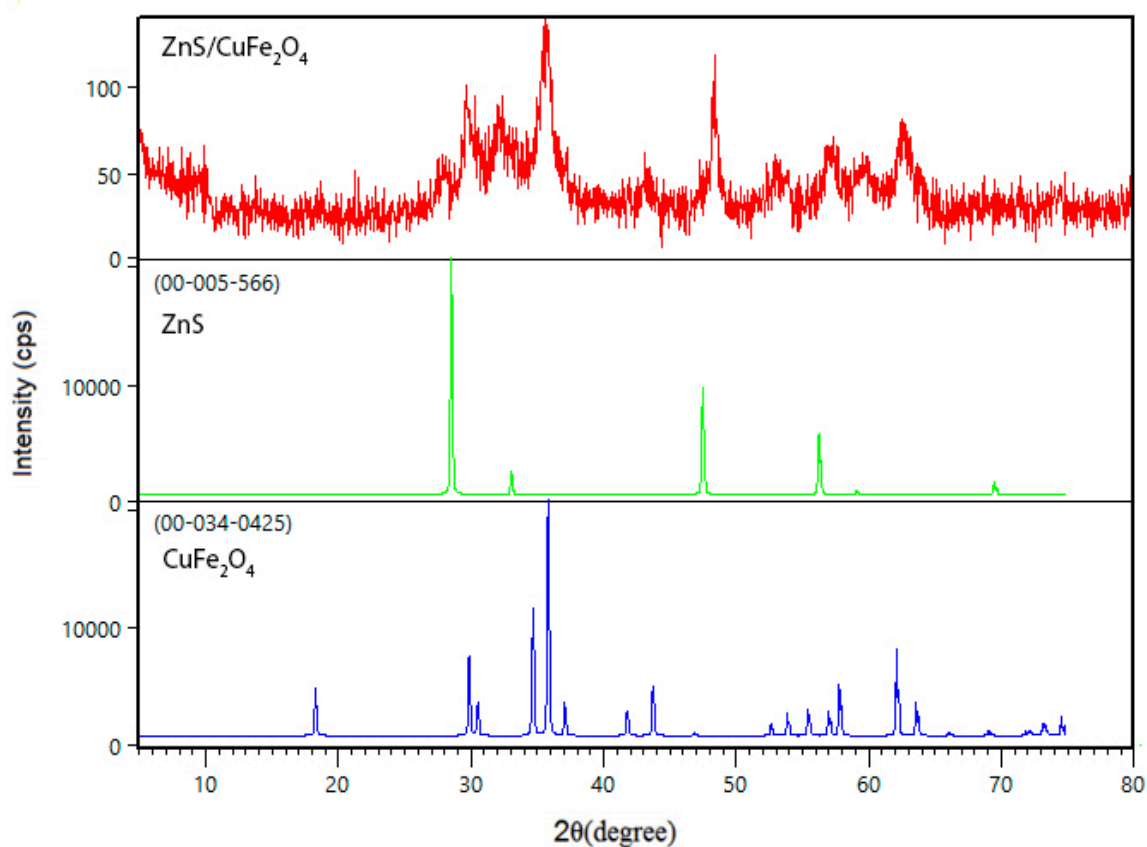


Figure 3. XRD pattern of $\text{ZnS}/\text{CuFe}_2\text{O}_4$.

Catalytic Application of $\text{ZnS}/\text{CuFe}_2\text{O}_4$ in the Synthesis of 2,4,5-triaryl-1H-imidazole Derivatives

Synthesizing of 2,4,5-triaryl-1H-imidazole derivatives using some aromatic aldehydes in optimum condition was studied in order to evaluate generality, applicability and limitation of this protocol. As can be observed in Table 1, all aromatic aldehydes with electron withdrawing and electron donating substitution produced the satisfying corresponding products.

Table 1. Synthesis of 2,4,5-triaryl-1H-imidazole derivatives.

Entry	R	Product	Yield ^a (%)	Mp (°C)
1	4-Cl	4a	92	259–261
2	3-NO ₂	4b	89	264–266
3	4-OMe	4c	83	228–230
4	3-OMe	4d	89	257–259
5	4-Me	4e	82	229–231

^a Isolated yield.

4. Conclusions

$\text{ZnS}/\text{CuFe}_2\text{O}_4$ nanocomposite was prepared via a convenience procedure and was utilized as cost-effective hybrid heterogeneous catalyst in the synthesis of biologically active 2,4,5-triaryl-1H-imidazole derivatives. This protocol offers some merits such as mild reaction conditions, simple separation of products from the reaction mixture and retrievable catalyst.

Author Contributions: A.M. has designed and managed the project. S.B. prepared the catalyst and performed related analyses. literature study, discussion about analyses, using prepared nanocomposite for the catalytic application in the special MCRs, conducted optimization, purification of obtained product, and prepared the manuscript was done by F.H.-A. All authors read and approved the final manuscript.

Funding: This work received no external funding.

Acknowledgments: The authors gratefully acknowledge the partial support from the Research Council of the Iran University of Science and Technology.

Conflicts of Interest: The authors declare no conflict of interest.

References

1. Bavandpour, R.; Karimi-Maleh, H.; Asif, M.; Gupta, V.K.; Atar, N.; Abbasghorbani, M. Liquid phase determination of adrenaline uses a voltammetric sensor employing CuFe_2O_4 nanoparticles and room temperature ionic liquids. *J. Mol. Liq.* **2016**, *213*, 369–373.
2. Kumar, A.S.; Reddy, M.A.; Knorn, M.; Reiser, O.; Sreedhar, B. Magnetically recoverable CuFe_2O_4 nanoparticles: catalyzed synthesis of aryl azides and 1,4-diaryl-1,2,3-triazoles from boronic acids in water. *Eur. J. Org. Chem.* **2013**, *21*, 4674–4680.
3. Yeo, K.M.; Shin, J.; Lee, I.S. Reductive dissolution of Fe_3O_4 facilitated by the Au domain of an $\text{Fe}_3\text{O}_4/\text{Au}$ hybrid nanocrystal: formation of a nanorattle structure composed of a hollow porous silica nanoshell and entrapped Au nanocrystal. *Chem. Commun.* **2010**, *46*, 64–66.
4. Hou, H.; Xu, G.; Tan, S.; Zhu, Y. A facile sol-gel strategy for the scalable synthesis of CuFe_2O_4 nanoparticles with enhanced infrared radiation property: Influence of the synthesis conditions. *Infrared Phys. Technol.* **2017**, *85*, 261–265.
5. Paramasivan, P.; Venkatesh, P. Controllable synthesis of CuFe_2O_4 nanostructures through simple hydrothermal method in the presence of thioglycolic acid. *Physica E* **2016**, *84*, 258–262.
6. Shaabani, A.; Maleki, A.; Behnam, M. Tandem oxidation process using ceric ammonium nitrate: Three-component synthesis of trisubstituted imidazoles under aerobic oxidation conditions. *Synth. Commun.* **2008**, *39*, 102–110.
7. Wang, C.; Lai, J.; Chen, C.; Li, X.; Cao, H. Ag-Catalyzed Tandem Three-Component Reaction toward the Synthesis of Multisubstituted Imidazoles. *J. Org. Chem.* **2017**, *82*, 13740–13745.
8. Maleki, A. $\text{Fe}_3\text{O}_4/\text{SiO}_2$ nanoparticles: an efficient and magnetically recoverable nanocatalyst for the one-pot multicomponent synthesis of diazepines. *Tetrahedron* **2012**, *68*, 7827–7833.
9. Maleki, A. One-pot multicomponent synthesis of diazepine derivatives using terminal alkynes in the presence of silica-supported superparamagnetic iron oxide nanoparticles. *Tetrahedron Lett.* **2013**, *54*, 2055–2059.
10. Maleki, A. One-pot three-component synthesis of pyrido [2', 1': 2, 3] imidazo [4,5-c] isoquinolines using $\text{Fe}_3\text{O}_4@ \text{SiO}_2\text{-OSO}_3\text{H}$ as an efficient heterogeneous nanocatalyst. *RSC Adv.* **2014**, *4*, 64169–64173.
11. Maleki, A. Synthesis of imidazo[1,2-a]pyridines using $\text{Fe}_3\text{O}_4@ \text{SiO}_2$ as an efficient nanomagnetic catalyst via a one-pot multicomponent reaction. *Helv. Chim. Acta* **2014**, *97*, 587–593.
12. Maleki, A. Green oxidation protocol: Selective conversions of alcohols and alkenes to aldehydes, ketones and epoxides by using a new multiwall carbon nanotube-based hybrid nanocatalyst via ultrasound irradiation. *Ultrason. Sonochem.* **2018**, *40*, 460–464.
13. Maleki, A. An efficient magnetic heterogeneous nanocatalyst for the synthesis of pyrazinoporphyrazine macrocycles. *Polycycl. Aromat. Compd.* **2018**, *38*, 402–409.
14. Maleki, A.; Ghassemi, M.; Firouzi-Haji, R. Green multicomponent synthesis of four different classes of six-membered N-containing and O-containing heterocycles catalyzed by an efficient chitosan-based magnetic bionanocomposite. *Pure Appl. Chem.* **2018**, *90*, 387–394.
15. Maleki, A.; Hajizadeh, Z.; Firouzi-Haji, R. Eco-friendly functionalization of magnetic halloysite nanotube with SO_3H for synthesis of dihydropyrimidinones. *Microporous Mesoporous Mater.* **2018**, *259*, 46–53.
16. Maleki, A.; Hajizadeh, Z.; Abbasi, H. Surface modification of graphene oxide by citric acid and its application as a heterogeneous nanocatalyst in organic condensation reaction. *Carbon Lett.* **2018**, *27*, 42–49.
17. Maleki, A.; Ghalavand, R.; Firouzi-Haji, R. A novel and eco-friendly o-phenylenediamine stabilized on silica-coated magnetic nanocatalyst for the synthesis of indenoquinoline derivatives under ultrasonic-assisted solvent-free conditions. *Iran. J. Catal.* **2018**, *8*, 221–229.

18. Maleki, A.; Akhlaghi, E.; Paydar, R. Design, synthesis, characterization and catalytic performance of a new cellulose-based magnetic nanocomposite in the one-pot three-component synthesis of α -aminonitriles. *Appl. Organometal. Chem.* **2016**, *30*, 382–386.
19. Maleki, A.; Aghaei, M.; Ghamari, N. Facile synthesis of tetrahydrobenzoxanthenones via a one-pot three-component reaction using an eco-friendly and magnetized biopolymer chitosan-based heterogeneous nanocatalyst. *Appl. Organometal. Chem.* **2016**, *30*, 939–942.
20. Maleki, A.; Rahimi, R.; Maleki, S. Efficient oxidation and epoxidation using a chromium (VI)-based magnetic nanocomposite. *Environ. Chem. Lett.* **2016**, *14*, 195–199.
21. Maleki, A.; Movahed, H.; Ravaghi, P.; Kari, T. Facile in situ synthesis and characterization of a novel PANI/Fe₃O₄/Ag nanocomposite and investigation of catalytic applications. *RSC Adv.* **2016**, *6*, 98777–98787.
22. Maleki, A.; Aghaei, M.; Hafizi-Atabak, H.R.; Ferdowsi, M. Ultrasonic treatment of CoFe₂O₄@ B₂O₃-SiO₂ as a new hybrid magnetic composite nanostructure and catalytic application in the synthesis of dihydroquinazolinones. *Ultrason. Sonochem.* **2017**, *37*, 260–266.
23. Maleki, A.; Shaabani, A. Green and efficient synthesis of quinoxaline derivatives via ceric ammonium nitrate promoted and in situ aerobic oxidation of α -hydroxy ketones and α -keto oximes in aqueous media. *Chem. Pharm. Bull.* **2008**, *56*, 79–81.
24. Maleki, A.; Soleimani, E. One-pot three-component synthesis of 3-aminoimidazo[1,2-a]pyridines and pyrazines in the presence of silica sulfuric acid. *Monatsh. Chem.* **2007**, *138*, 73–76.



© 2020 by the authors. Licensee MDPI, Basel, Switzerland. This article is an open access article distributed under the terms and conditions of the Creative Commons Attribution (CC BY) license (<http://creativecommons.org/licenses/by/4.0/>).