

Supplementary Materials

Classification of the Book of Uí Mhaine

Table S1. Classification of the Book of Uí Mhaine by scribe, quire, and folios according to William O’Sullivan. Key to understanding the “line” column of the table. First is listed the folio number, followed by either recto or verso; recto being indicated by “r” and verso by “v”. What follows is the column in which the line of text is found, indicated by either “a”, meaning the first column of text, or “b”, indicating the second column of text. In cases where there are more than two columns on the folio, each column is listed as the succeeding letter, meaning column “c”, column “d”, etc. Finally, the last number indicates the line of text in said column. For example, f1ra1 means the first line of text in the first column of the recto of folio 1. O’Sullivan does not indicate at exactly which line on folio 112v scribe D6 turns over to scribe C, but does specify that scribe D6 returns again to finish the text from scribe C at line 10 of column “a” on folio 114r. This is indicated in the table with question marks (?). Scribe D6 concludes on column “a” of folio 114v, where the second column of text was left blank to be added to later by a secondary scribe.

Scribe	Quire	Folio(s)	Lines
G2	1	f1	f1ra1–f1va8
G1		f1–f2	f1va9–f2ra25
C		f2–f6	f2ra26–f6vb10
	2	f7–f10	f7ra1–f10va37
G2	3	f11–f12	f11ra1–f12vb70
G1	4	f13–f18	f13ra1–f18vd51
	5	f19–f22	f19ra1–f22vb20
C		F22	f22vb23–f22vb70
	6	f23–f24	f23ra1–f23vb53
?		F24	f24r1–f24v9
G2	7	f25–f27	f25ra1–f27rb65
G1		f27–f32	f27va1–f32v71
	8	f33–f38	f33ra1–f38ra23
C		F38	f38ra24–f38vb49
	9	f39–f47	f39ra1–f47vb63
F	10	f48–f55	f48ra1–f55vb61
C	11	F56	f56ra1–f56vb49
	12	f57–f64	f57ra1–f64vb69
	13	f65–f69	f65ra1–f69va6
Secondary Scribe(s)		F69	f69va8–f69vb19
C	14	f70–f74	f70ra1–f74ra27

Secondary Scribe(s)		f74–f75	f74ra28–f75rb60
G1	15	f76–f79	f76ra1–f79va60
C		f79–f83	f79va61–f83vb59
D1	16	f84	f84ra1–f84rb2
G1		F84m–f90	f84rb3–f90rb20
D2		f90–f91	f90rb21–f91vb66
D3	17	F92	f92ra1–f92rb62
C		f92–f99	f92va1–f99rb51
C		F99	f99va1–f99vb47
D1	18	f100–f101	f100ra1–f101va66
D4		F101	f101vb1–f101vb50
D1		f101–f102	f101vb51–f102va64
G1		F102	f102vb1–f102vb64
D3		f103–f107	f103ra1–f107vb57
C	19	f108–f110	f108ra1–f110vb55
D3		F110	f110vb56–f110vb59
D5		F111	f111ra1–f111va44
C		f111–f112	f111vb1–f112ra45
D6		F112	f112ra46–f112rb20
C		f112–?	f112rb21–?
D6		?–f114	?–f114ra49
D6		F114	f114ra50–f114va43
Secondary Scribe(s)		F114	F114vb
C	20	f115–f122	f115ra1–122vb62
	21	f123–f130	f123ra1–f130vb47
	22	f131–f139	f131ra1–f139vb58
	23	f140–f143	f140ra1–f143vb41
	24	f144–f151	f144ra1–f151vb66
	25	f152–f157	f152ra1–f157vb65

High-res photographs of stain patterns and ink transfer



Figure S1. High-res photographs of folio 18v (left) and folio 19r (right), corresponding to the transition from quire 4 to 5, showing dis-homogeneity in stain pattern. This break is probably the result of the loss of a single folio at this point.



Figure S2. High-res photographs of folio 47v (left) and folio 48r (right), marking the transition from quire 9 to 10. This might be an indication that these two quires were housed together in a very similar environment even before they were bound together.

Ink transfer from f. 2v to f. 3r





Figure S3. Example of ink transfer induced by humidity from folio 2v (left) and folio 3r (right).

Ink transfer from f. 3v to f. 4r

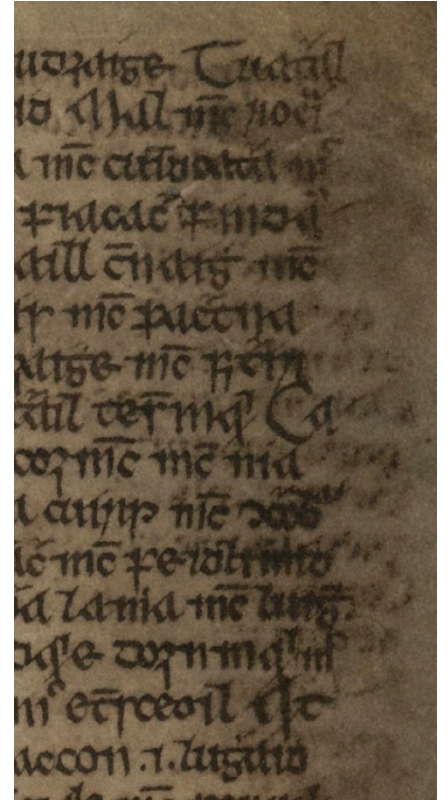



Figure S4. Example of ink transfer induced by water-damage. Folio 3v (left) and folio 4r (right).

Example of graphic ruling. Folio 20v.



Figure S5. Microscopic image of graphic ruling in folio 20v.