


Communication

Towards Study of Two-Particle P_T Correlations in Hadronic Interactions at NICA

Aida Galoyan ^{1,*}, Alberto Ribon ² and Vladimir Uzhinsky ³ 

¹ Veksler and Baldin Laboratory for High Energy Physics (VBLHEP), Joint Institute for Nuclear Research (JINR), 141980 Dubna, Russia

² The European Organization for Nuclear Research (CERN), 1211 Geneva, Switzerland; alberto.ribon@cern.ch

³ Meshcheryakov Laboratory of Information Technologies (MLIT), Joint Institute for Nuclear Research (JINR), 141980 Dubna, Russia; uzhinsky@jinr.ru

* Correspondence: galoyan@lxml00.jinr.ru

Abstract: A new method for studying two-particle transverse momentum (P_T) correlations in soft hadronic interactions is proposed. It is shown that Monte Carlo models: PYTHIA 6 and Geant4 FTF (FRITIOF), give different predictions for the correlations in proton–proton interactions. The correlations are connected with Schwinger’s mechanism of particle creation. These correlations can be studied in current and future experiments in high energy physics, in particular, at the Nuclotron-based Ion Collider fAcility (NICA).

Keywords: multiparticle production; hadronic interactions; high energy collisions; soft particle production; Monte Carlo event generators

1. Introduction

One of the most significant experimental results on soft hadronic interactions has been recently obtained by the NA61/SHINE Collaboration. In Ref. [1], the Collaboration presented the measurements of inclusive spectra and mean multiplicities of π^\pm , K^\pm , p and \bar{p} produced in inelastic proton–proton interactions at incident projectile momenta, P_{lab} , of 20, 31, 40, 80 and 158 GeV/ c (where c denotes the speed of light), corresponding center-of-mass energies, \sqrt{s} are 6.3, 7.7, 8.8, 12.3 and 17.3 GeV, respectively. The Collaboration compared their results with EPOS 1.99 [2] and UrQMD 3.4 [3,4] Monte Carlo models predictions. It has been concluded [1] that EPOS 1.99 model provided a good description of the measurements in the SPS (the Super Proton Synchrotron) energy range, while the predictions of the UrQMD 3.4 model significantly differed from the data.

Indeed, the UrQMD calculations for the rapidity distributions of π^\pm mesons are close to the data only at $P_{\text{lab}} = 158$ GeV/ c . The model underestimates the data at lower projectile momenta. As shown in Ref. [5], one reason for this is the underestimated probability of single diffraction dissociation at $\sqrt{s} < 15$ GeV. Another reason is the enhanced production of mesons by fragmentation of di-quarks.

The EPOS model agrees well enough with the data at $P_{\text{lab}} \geq 31$ GeV/ c .

Comparisons of the NA61/SHINE Collaboration data [1] with the Parton-Hadron-String-Dynamics (PHSD) and PYTHIA 8.2 Monte Carlo models predictions were presented in Ref. [6]. The description of the data provided by these two models is not excellent, especially for the proton spectra. The reasons mentioned above for the UrQMD model apply as well for the PHSD model. For the PYTHIA 8.2 model, the situation is more complicated. The PYTHIA model [7] does not consider the string junctions in baryons, using instead the so-called popcorn mechanism, but all attempts to tune the PYTHIA parameters were not successful, as we can see it.

The NA61/SHINE data were also analysed with the SMASH (Simulating Many Accelerated Strongly-interacting Hadrons) hadronic transport approach [8], based on the



Citation: Galoyan, A.; Ribon, A.; Uzhinsky, V. Towards Study of Two-Particle P_T Correlations in Hadronic Interactions at NICA. *Physics* **2023**, *5*, 823–831. <https://doi.org/10.3390/physics5030052>

Received: 6 May 2023

Accepted: 3 July 2023

Published: 26 July 2023



Copyright: © 2023 by the authors. Licensee MDPI, Basel, Switzerland. This article is an open access article distributed under the terms and conditions of the Creative Commons Attribution (CC BY) license (<https://creativecommons.org/licenses/by/4.0/>).

PYTHIA model. In addition to the difficulty to describing the spectra of protons, this approach fails to describe the event-averaged transverse momentum versus Feynman x -variable, $\langle P_T \rangle - x_F$, correlations (see Figures 6, 12, and 20 in Ref. [8]), most probably due to the P_T generation mechanism. Below, in Section 2, we show that these difficulties can be partially solved in the Geant4 FTF (FRITIOF) [9] and HIJING [10–12] Monte Carlo models. In Section 3, we propose a method for a detailed study of two-particle P_T correlations. We hope that this method can be implemented at NICA—the Nuclotron-based Ion Collider fAcility [13], which is under construction at the Joint Institute for Nuclear Research (JINR), Dubna, Russia. Two experiments—the Multi Purpose Detector (MPD) and the Spin Physics Detector (SPD)—are foreseen at NICA. MPD experiment is aimed to the study of hot and dense baryonic matter in heavy ion collisions over the atomic mass range of $A = 1$ to 238 at a center-of-mass energy per nucleon pair, $\sqrt{s_{NN}}$, up to 9 GeV for ^{92}U . The SPD Collaboration intends to study the spin structure of the proton and the deuteron, as well as other spin-related phenomena using polarized proton and deuteron beams at $\sqrt{s_{NN}}$ up to 27 GeV.

2. $\langle P_T^2 \rangle - x_F$ Correlations in Proton–Proton Interactions

The inclusive one-particle distribution, $E d^3\sigma/d^3P$, is a function of three variables: P_x , P_y and P_z . Here, E and P are the produced particle energy and momentum, respectively, and σ is the collision inelastic cross-section. The function must not depend on the azimuthal angle in the case of collisions of unpolarized particles. Thus, a pair of independent variables can be chosen such as $|\vec{P}_T| = \sqrt{P_x^2 + P_y^2}$ and rapidity, $y = (1/2) \log((E + P_z)/(E - P_z))$, or $|\vec{P}_T|$ and the Feynman variable, $x_F = 2 P_z/\sqrt{s}$. By integrating the distribution over P_T , one can obtain the particle multiplicity distribution on rapidity, $dn/dy = \int (E d^3\sigma/d^3P) d^2P_T/\sigma$. A few experimental rapidity distributions are shown in Figure 1.

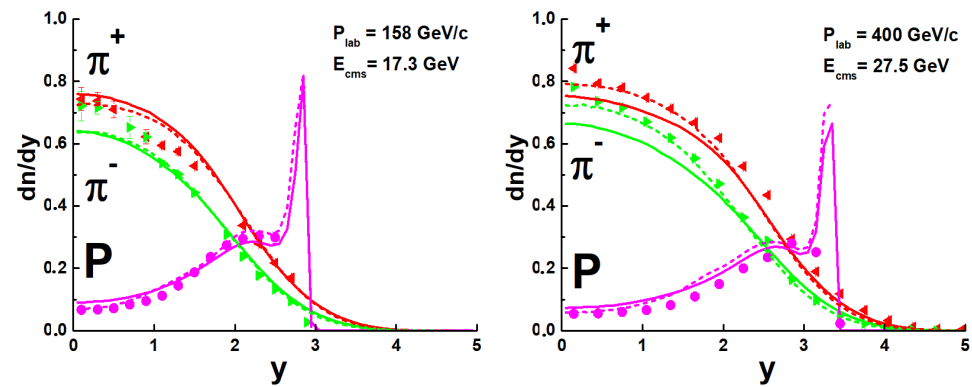


Figure 1. Rapidity distributions of π^+ (red), π^- (green) mesons and protons (magenta) in the center-of-mass system of proton–proton interactions at $P_{\text{lab}} = 158$ ($\sqrt{s} = 17.3$ GeV) and 400 GeV/c ($\sqrt{s} = 27.5$ GeV). The points represent the experimental data [1,14] without systematic errors. The solid and dashed curves are Geant4 FTF [9] and HIJING [12] Monte Carlo models calculations, respectively.

As Figure 1 shows, the models reproduce the general features of the distributions. The Geant4 FTF model describes well the π^- meson distribution at $\sqrt{s} = 17.3$ GeV. A successful FTF model description of the π^- meson distributions in proton–proton interactions at other NA61/SHINE energies has been reported in Ref. [15]. As one can see in Figure 1, at higher energies, this model underestimates the π^+ and π^- meson production, since it does not include hard interactions. The HIJING model, instead, takes into account hard interactions, and describes well the π^+ and π^- distributions at $\sqrt{s} = 27.5$ GeV. At $P_{\text{lab}} = 158$ GeV/c, it is rather challenging to comment on the calculations of the π^+ distributions, due to the effect of strong scattering present in the experimental data (see Figure 1).

The Geant4 FTF model has been developed by the authors of this paper, for some time, within the Geant4 Collaboration [16]. The presented results were obtained using the Geant4 version 11.1 (December 2022). We tuned the parameters of the HIJING model in Ref. [12], where various calculations for the NA61/SHINE data on proton–proton interactions are given. A comparison of the same data to the PYTHIA 6.4 [7] calculations is presented in Ref. [17]. The summary conclusion is that a good description of the dn/dy distributions can be obtained for various models. The description of proton distributions requires particular efforts.

The NA61/SHINE Collaboration also presented $|\vec{p}_T|$ distributions of different-types of produced particles [1]. However, it is difficult to draw a firm conclusion from these data. Therefore, we turn our attention to other experimental data [14,18–20], namely to $\langle P_T^2 \rangle - x_F$ correlations shown in Figures 2 and 3.

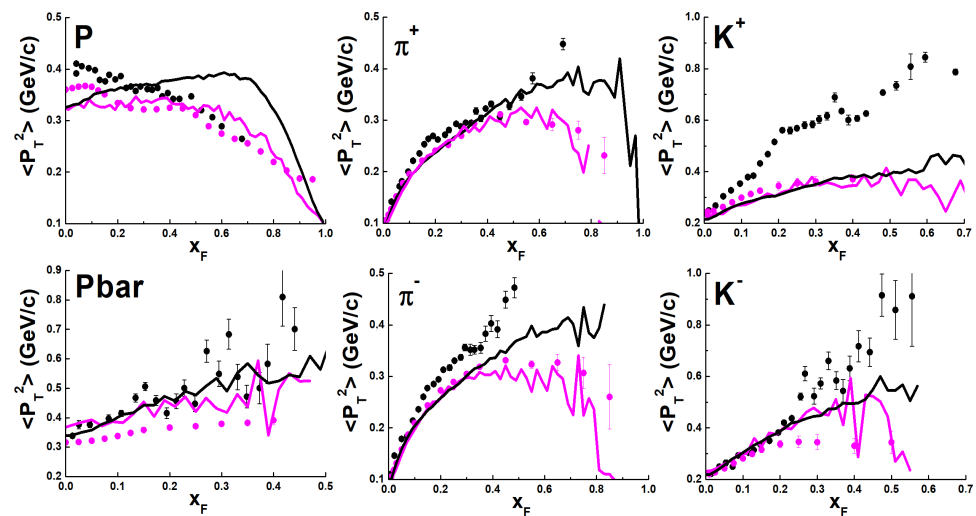


Figure 2. Average P_T^2 of π^\pm , K^\pm , proton and anti-proton as a function of x_F . The points are experimental data without systematic errors at $P_{lab} = 158$ (magenta points) [18–20] and 400 GeV/c (black points) [14]. The magenta and black curves are Geant4 FTF model calculations at $P_{lab} = 158$ and 400 GeV/c, respectively.

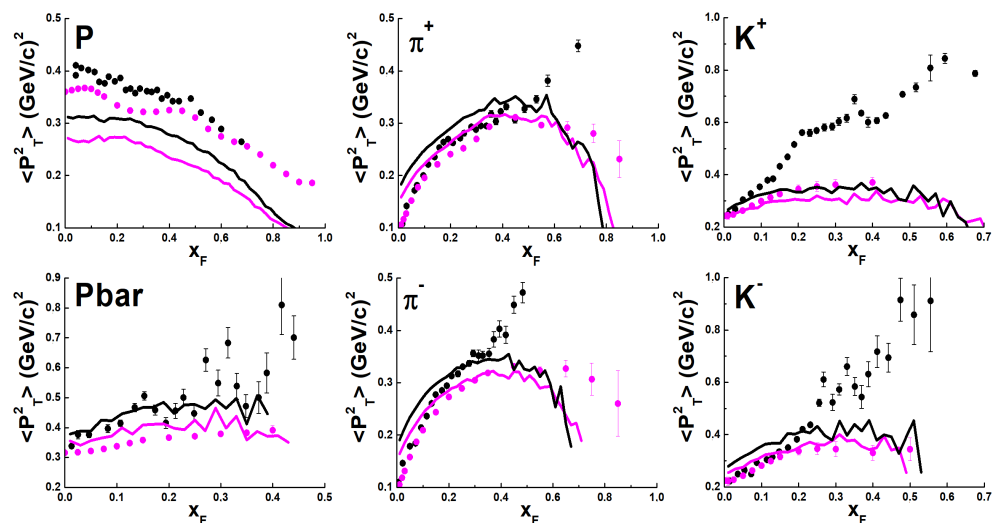


Figure 3. Average P_T^2 of π^\pm , K^\pm , proton and anti-proton as a function of x_F . The points are experimental data without systematic errors at $P_{lab} = 158$ (magenta points) [18–20] and 400 GeV/c (black points) [14]. The magenta and black curves are HIJING model calculations at $P_{lab} = 158$ and 400 GeV/c, respectively.

The LEBC-EHS Collaboration [14] measured these correlations in proton–proton interactions at $\sqrt{s_{NN}} = 27.5$ GeV. The NA49 Collaboration presented similar data [18–20] at $P_{lab} = 158$ GeV/c [21]. The two data sets show quite different behaviour: $\langle P_T^2 \rangle$ grows for K^\pm and π^\pm mesons with increasing x_F in the LEBC-EHS data, whereas it decreases for $x_F > 0.5$ in the NA49 data. It is not clear whether this contrasting behavior is because of the experimental methods used, or thanks to the turning on of new physical processes at 400 GeV/c.

The NA61/SHINE Collaboration did not provide the corresponding experimental data for the correlations in proton–proton interactions at $P_{lab} = 158$ GeV/c. Though, actually, the correlations can be extracted from the two-dimensional $d^2n/dy dP_T$ distributions measured by the NA61/SHINE Collaboration [1] (available at HEPDATA [22]) which can be recalculated into $d^2n/dP_T dx_F$. The calculation of $\langle P_T \rangle$ or $\langle P_T^2 \rangle$ correlations with x_F requires all the data to be fitted, and numerical integration of the fitting functions. This would be a laborious exercise, in particular, for the calculation of errors and errors propagation. However, we consider this will not significantly influence our understanding. In addition, the NA61/SHINE Collaboration presented temperatures of the P_T spectra (i.e., the inverse slope parameter) for different types of particles and various y -intervals (see Figure 39 in Ref. [1]). The temperatures are found to be smooth functions of y -intervals. The temperatures for different types of particles are close to each other for all NA61/SHINE energies. A significant difference between the experimental data and the EPOS calculations is observed only for proton temperatures. Thus, one expects that the $\langle P_T^2 \rangle - x_F$ correlation to be a smooth function, similar to the one at 158 GeV/c.

As seen in Figure 2, FTF model reproduces the general behavior of the data at $P_{lab} = 158$ GeV/c. At higher energies, FTF model does not describe the correlations for π^- , K^+ and protons. We consider that the strong discrepancy between the model calculations and the data for protons and K^+ mesons is due to the misidentification of K^+ mesons and protons at $P_{lab} = 400$ GeV/c. However, one cannot exclude other contributions. It is therefore helpful developing new methods for analyzing experimental data.

The HIJING model calculations for the same data are shown in Figure 3. As can be seen, the predictions are close to the data at $P_{lab} = 158$ GeV/c. However, the model underestimates $\langle P_T^2 \rangle$ for protons. At higher energies, the significant growth of $\langle P_T^2 \rangle$ for π^+ and π^- mesons at $x_F > 0.4$ is not reproduced. The experimental behavior of $\langle P_T^2 \rangle$ for the K meson is rather complicated to understand.

The HIJING model considers hard processes in proton–proton interactions. Thus, a slow evolution of the correlations with the energy growth is observed. Such an evolution cannot be seen in FTF model calculations for π^+ and π^- mesons at $x_F < 0.3$.

Recapitulating, we conclude that the understanding and reproduction of the $\langle P_T^2 \rangle - x_F$ correlations for protons and K mesons is one of the main problems of the existing Monte Carlo hadronic models.

3. Study of Two-Particle Correlations

Studying the P_T correlations in soft hadronic interactions it is possible to understand the disagreement between simulation and experimental data for $\langle P_T^2 \rangle - x_F$ correlations of protons and kaons, as described in Section 2. Different types of correlations were considered in the study of jets and associated particles in high energy physics experiments; see, e.g., [23,24]. Various methods of jet and particle reconstructions [25,26] and the analysis of their characteristics exist. However, at low energies, jets are not produced. We propose to apply some of the techniques used in analysis of high energy experiments also for lower energies, in particular, by replacing hard jets with triggered particles of a certain type.

Next, we consider two-particle P_T correlations between the triggered particle and the other particles produced in the same event, so-called associated particles. The P_T correlation function, C , of two particles is given by the equation:

$$C(\vec{P}_T^{\text{tr}}, \vec{P}_T^{\text{as}}) = \frac{1}{N_{\text{tr}}} \frac{d N(\text{tr, as})}{d^2 P_T^{\text{tr}} d^2 P_T^{\text{as}}} \quad (1)$$

where \vec{P}_T^{tr} and \vec{P}_T^{as} are the transverse momenta of the triggered particle and the associated particles, correspondingly. N_{tr} and $N(\text{tr, as})$ are, respectively, the number of triggered particles and the number of pairs of triggered and associated particles.

Since in many high energy experiments Λ -hyperons are reconstructed well enough, we choose these particles as triggered ones in our investigation of P_T correlations.

To decrease the number of independent variables of the correlation function, C , we consider the absolute value of the triggered particle's transverse momentum ($|\vec{P}_T^{\text{tr}}|$), and two projections of the associated particle transverse momentum, \vec{P}_T^{as} , on \vec{P}_T^{tr} as independent variables. This is illustrated in Figure 4a, where the projections of \vec{P}_T 's of kaon and pion mesons as associated particles are given.

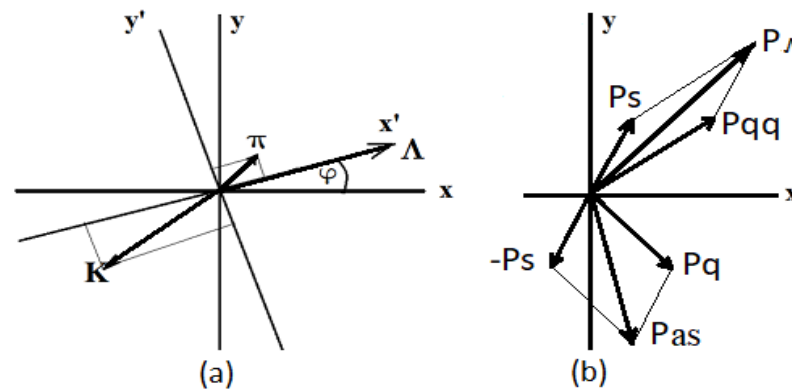


Figure 4. (a) Projections of associated particle's (kaon and pion mesons) momenta on the triggered particle (Λ) momentum. (b) Combination of di-quark, strange quark, strange anti-quark and light quark momenta into the momenta of Λ hyperon and K meson. See text for details.

For each needed event, instead of calculating projections of an associated particle momentum on a momentum of a triggered particle using scalar and vector products of the momenta, one can perform the Euler rotation of the coordinate system and direct the new x -axis along the triggered particle momentum. In this case, the sought-for projections are $P_{T,x'}^{\text{as}}$ and $P_{T,y'}^{\text{as}}$. These projections are functions of the components of the associated particle momentum in the original coordinate system:

$$P_{T,x'}^{\text{as}} = P_{T,x}^{\text{as}} \cdot \cos \phi + P_{T,y}^{\text{as}} \cdot \sin \phi, \tag{2}$$

$$P_{T,y'}^{\text{as}} = -P_{T,x}^{\text{as}} \cdot \sin \phi + P_{T,y}^{\text{as}} \cdot \cos \phi, \tag{3}$$

where ϕ is the azimuthal angle of the triggered particle, $\phi = \arctan P_{T,y}^{\text{tr}} / P_{T,x}^{\text{tr}}$ (see Figure 4a). These equations allow avoiding the Euler rotation of events.

We omit hereinafter the apostrophes of x and y for the new components of the transverse momenta of the associated particles.

Let us consider the connection of the correlation function with Schwinger's mechanism of particle production (see Figure 4b).

A Λ -hyperon consists of one ud di-quark and one strange quark s . Correspondingly, the momentum of the hyperon, P_Λ , is the sum of the di-quark momentum (P_{qq}) and the s -quark momentum (P_s). According to Schwinger's mechanism [27], a strange quark and a strange anti-quark can be produced from the vacuum in a strong color field. The transverse momenta of s and \bar{s} (anti- s) compensate each other. The \bar{s} -quark can combine with a quark (u or d) produced at the next fragmentation step and form a K^0 or K^+ meson. The transverse momentum of the strange quark enters into the Λ -hyperon, and into the K -meson, but with opposite sign. Thus, the P_T momentum of the Λ -hyperon and the K -meson must be anti-correlated.

4. Calculations of Two-Particle Correlations

Let us demonstrate the method on events generated by the PYTHIA 6.4 and Geant4 FTF models at $\sqrt{s_{NN}} = 25$ GeV (the highest possible energy at NICA; was chosen being close to the energy of 27.5 GeV of the LEBS-EHS experiment). The “traditional” 3-dimensional (3D) view of the P_T correlations of Λ and anti- Λ ($\bar{\Lambda}$) hyperons in the FTF model is presented in Figure 5, left. As seen, there is a peak at $P_x^\Lambda \simeq 0$ and $P_x^{\bar{\Lambda}} \simeq 0$ due to the dominant production of Λ -hyperons. A significantly lower multiplicity of the $\bar{\Lambda}$ -hyperons is observed in the vicinity of the peak.

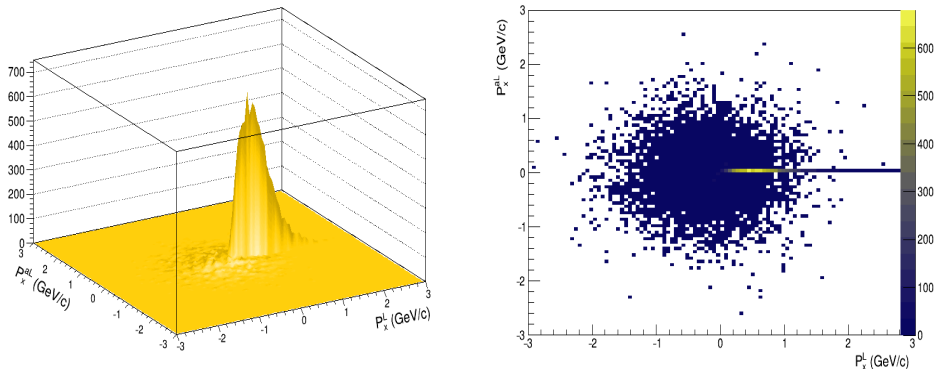


Figure 5. Correlation function for Λ and anti- Λ hyperons transverse momenta. **(Left)** 3D-view of the function. **(Right)** projection of the function on xy plane.

The 2D projection of the distribution on the xy plane is shown in Figure 5, right. The horizontal line starting at $P_x^\Lambda = 0$ and $P_x^{\bar{\Lambda}} = 0$ corresponds to Λ -hyperons; the points represent $\bar{\Lambda}$. At first glance, the points are distributed evenly, and the overall shift of the points to the negative region of P_x^Λ is imperceptible.

The shift can be more visible in Figure 6, where $\langle P_x^{as} \rangle$ and $\langle (P_y^{as})^2 \rangle$ are shown as a function of P_x^Λ for π^0 -mesons, K_S^0 -mesons, and $\bar{\Lambda}$ -hyperons in the FTF model. As one can see in Figure 6, left, the functions are approximately linear at small values of P_x^Λ . The strongest correlation is observed between Λ and anti- Λ hyperons. A milder correlation takes place between K_S^0 -mesons and Λ -hyperons. The π^0 - Λ correlation is weak. As also seen from Figure 6, right, $\langle (P_y^{as})^2 \rangle$ is almost constant. $\langle (P_y^{as})^2 \rangle$ grows with an increase of the associated particle mass.

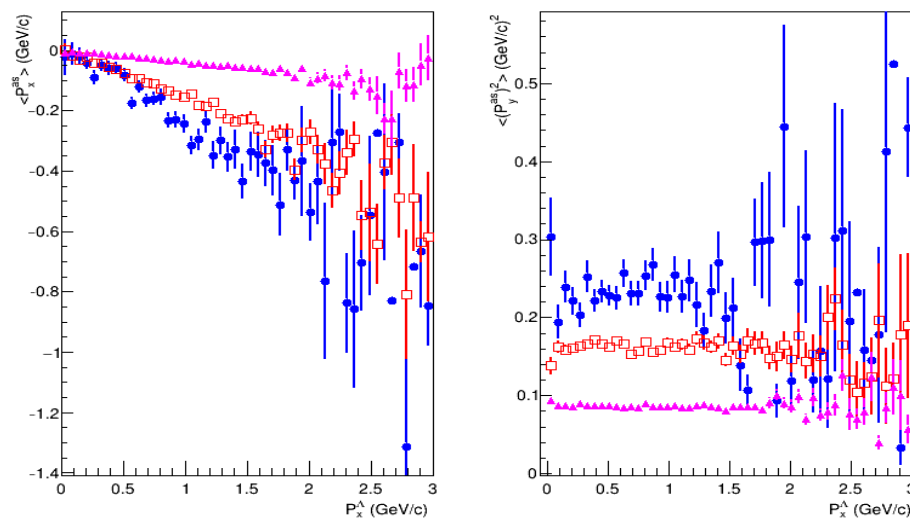


Figure 6. **(Left)** $\langle P_x^{as} \rangle$ as a function of the triggered Λ momentum for associated particles- $\bar{\Lambda}$ (blue points), K_S^0 (red open boxes), and π^0 (magenta triangles) mesons in proton–proton interactions at $\sqrt{s} = 25$ GeV according to the Geant4 FTF model. **(Right)** $\langle (P_y^{as})^2 \rangle$ as a function of P_x^Λ . The bars show the statistical errors.

The corresponding calculations for the PYTHIA 6.4 model are given in Figure 7. As one can see, the correlation between $\langle P_x^\Lambda \rangle$ and P_x^Λ cannot be well observed. The PYTHIA model predicts the correlations between $\langle P_x^{K_S^0} \rangle$ and P_x^Λ , but weaker than the FTF model. Both models predict a weak correlation between $\langle P_x^{\pi^0} \rangle$ of mesons and P_x of Λ -hyperons. In paper [17], it was shown that the correlations between Λ -hyperons and K^+ and π^- mesons differ strongly between the FTF and PYTHIA models; however, the correlations between Λ -hyperons and K^- and π^+ mesons are similar for both models. Summarizing, the FTF model predicts stronger correlations between Λ -hyperons and strange particles than the PYTHIA model.

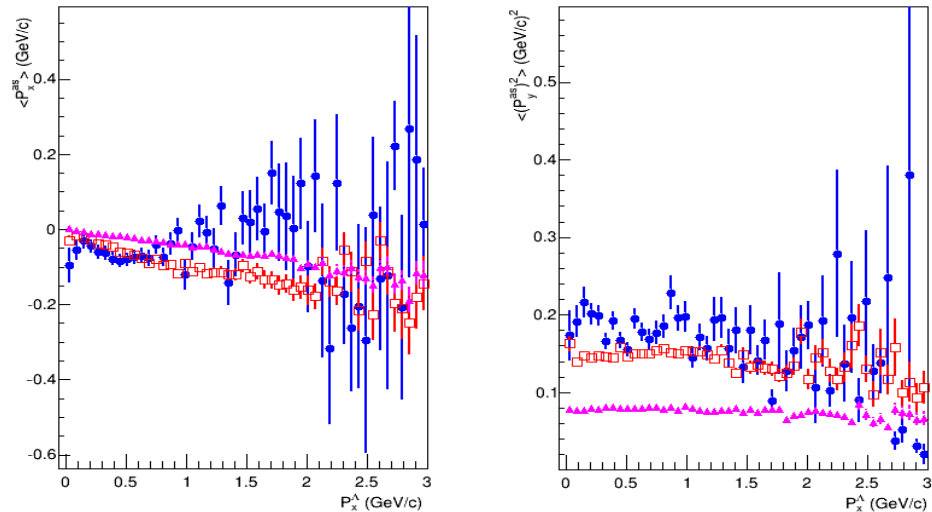


Figure 7. (Left) $\langle P_x^{as} \rangle$ as a function of the triggered Λ momentum for associated particles— $\bar{\Lambda}$ (blue points), K_S^0 (red open boxes), and π^0 (magenta triangles) mesons in proton–proton interactions at $\sqrt{s_{NN}} = 25$ GeV according to the PYTHIA model. (Right) $\langle (P_y^{as})^2 \rangle$ as a function of P_x^Λ . The bars show the statistical errors.

Baryon and anti-baryon production mechanisms are different in the two studied models. Pythi uses the so-called popcorn mechanism, which is well suited to explain the anti-baryon yield in e^+e^- annihilations. In hadronic interactions, baryons can also be produced via the popcorn mechanism, but also as a result of beam remnant fragmentation. In the FTF model, it is assumed that di-quark–antidi-quark pairs can be produced from the vacuum, and di-quarks fragment as antiquarks, but with the fragmentation functions’ parameters different from the antiquark ones. Due to these assumptions, FTF model predicts a larger correlation between Λ and anti- Λ hyperons than that in the PYTHIA model. The correlation becomes weaker with increasing energy in the range $\sqrt{s_{NN}} = 10$ –25 GeV according to the calculations in the FTF model. This is connected with the decrease of the cross sections of reactions with quark exchange processes.

The correlation of $\langle (P_y^{as})^2 \rangle$ with P_x^Λ is shown in Figure 6, right, and Figure 7, right. As one can see, the correlation is almost constant in the main region of P_x^Λ variation within the statistical errors. However, the constants are different in the PYTHIA and FTF models. We consider these constants to be related to certain parameters of the models. Thus, we expect that the experimental study of the proposed correlations, in particular at the NICA/SPD experiment, will shed light on the fragmentation mechanism of the soft hadronic interactions.

5. Conclusions

The following conclusions are in order.

1. It has been shown that there is a significant difference between the experimental data on $\langle P_T^2 \rangle$ – x_F correlations in proton–proton interactions from the NA49 and the

LEBC-EHS Collaborations which has not been considered before in the literature. The nature of the difference is unknown.

2. In order to clarify the nature of the difference in the measurements we proposed to study the two-particle P_T correlations in soft interactions.
3. The P_T correlations are calculated between Λ -hyperons and $\bar{\Lambda}$ -hyperons, K , π mesons in the Geant4 FTF and PYTHIA 6.4 models.
4. It is shown that the P_T correlations of Λ -hyperons with $\bar{\Lambda}$ -hyperons and K -mesons in the FTF model are larger than those in the PYTHIA model.
5. The P_T correlation of Λ -hyperons with π -mesons is weak.
6. The proposed correlations are rather sensitive to the mechanisms of particle production in the soft hadronic interactions implemented in various theoretical models.

Author Contributions: Conceptualization, V.U.; methodology, V.U.; software, A.G.; validation, A.G. and V.U.; formal analysis, A.R.; investigation, A.R.; resources, A.G. and A.R.; writing—original draft preparation, V.U.; writing—review and editing, A.R.; visualization, A.G.; supervision, A.R.; project administration, A.R. All authors have read and agreed to the published version of the manuscript.

Funding: This research received no external funding.

Data Availability Statement: The calculations are available from the correspondence author upon the reasonable request.

Acknowledgments: The authors are thankful to the heterogeneous computer team HybriLIT of the Meshcheryakov Laboratory of Information Technologies of the Joint Institute for Nuclear Research (MLIT JINR, Dubna, Russia) for their support in calculations.

Conflicts of Interest: The authors declare no conflict of interest.

References

1. Aduszkiewicz, A.; Ali, Y.; Andronov, E.; Antičić, T.; Baatar, B.; Baszczyk, M.; SHINE Collaboration. Measurements of π^\pm , K^\pm , p and \bar{p} spectra in proton-proton interactions at 20, 31, 40, 80 and 158 GeV/c with the NA61/SHINE spectrometer at the CERN SPS. *Eur. Phys. J. C* **2017**, *77*, 671. [CrossRef]
2. Werner, K. The hadronic interaction model EPOS. *Nucl. Phys. Proc. Suppl.* **2008**, *175–176*, 81–87. [CrossRef]
3. Bass, S.A.; Belkacem, M.; Bleicher, M.; Brandstetter, M.; Bravina, L.; Ernst, C.; Gerland, L.; Hofmann, M.; Hofmann, S.; Konopka, J.; et al. Microscopic models for ultrarelativistic heavy ion collisions. *Prog. Part. Nucl. Phys.* **1998**, *41*, 255–369. [CrossRef]
4. Bleicher, M.; Zabrodin, E.; Spieles, C.; Bass, S.A.; Ernst, C.; Soff, S.; Bravina, L.; Belkacem, M.; Weber, H.; Stöcker, H.; et al. Relativistic hadron-hadron collisions in the ultra-relativistic quantum molecular dynamics model. *J. Phys. G* **1999**, *25*, 1859–1896. [CrossRef]
5. Uzhinsky, V. Toward Description of pp and pC interactions at high energies: Problems of Fritiof-based models. *arXiv* **2014**, arXiv:1404.2026. [CrossRef]
6. Kireyeu, V.; Grishmanovskii, I.; Kolesnikov, V.; Voronyuk, V.; Bratkovskaya, E. Hadron production in elementary nucleon–nucleon reactions from low to ultra-relativistic energies. *Eur. Phys. J. A* **2020**, *56*, 223. [CrossRef]
7. Sjöstrand, T.; Mrenna, S.; Skands, P. PYTHIA 6.4 physics and manual. *J. High Energy Phys.* **2006**, *5*, 026. [CrossRef]
8. Mohs, J.; Ryu, S.; Elfner, H. Particle production via strings and baryon stopping within a hadronic transport approach. *J. Phys. G* **2020**, *47*, 065101. [CrossRef]
9. Allison, J.; Amako, K.; Apostolakis, J.; Arce, P.; Asai, M.; Aso, T.; Bagli, E.; Bagulya, A.; Banerjee, S.; Barrand, G.; et al. Recent developments in Geant4. *Nucl. Instrum. Meth. A* **2016**, *835*, 186–225. [CrossRef]
10. Wang, X.-N.; Gyulassy, M. HIJING: A Monte Carlo model for multiple jet production in pp , pA , and AA collisions. *Phys. Rev.* **1991**, *D44*, 3501–3516. [CrossRef]
11. Gyulassy, M.; Wang, X.-N. HIJING 1.0: A Monte Carlo program for parton and particle production in high energy hadronic and nuclear collisions. *Comput. Phys. Commun.* **1994**, *83*, 307–331. [CrossRef]
12. Galoyan, A.S.; Uzhinsky, V.V. Using the HIJING model in modeling nucleus–nucleon interaction at energies of nucleon–nucleon collisions 5–15 GeV. *Bull. Russ. Acad. Sci. Phys.* **2020**, *84*, 446–450. [CrossRef]
13. NICA. Nuclotron-based Ion Collider fAcility. Available online: <https://nica.jinr.ru/> (accessed on 1 July 2023).
14. LEBC-EHS Collaboration; Aguilar-Benitez, M.; Allison, W.W.W.; Batalov, A.A.; Castelli, E.; Ceccia, P.; Colino, N.; Contri, R.; De Angelis, A.; De Roeck, A.; et al. Inclusive particle production in 400 GeV/c pp-interactions. *Z. Phys. C* **1991**, *50*, 405–426. [CrossRef]
15. Galoyan, A.; Ribon, A.; Uzhinsky, V. Towards model descriptions of the latest data by the NA61/SHINE collaboration on $^{40}\text{Ar}+^{45}\text{Sc}$ and $^7\text{Be}+^9\text{Be}$ interactions. *Eur. Phys. J. C* **2022**, *82*, 181. [CrossRef]

16. Geant4. Available online: <https://geant4.web.cern.ch/> (accessed on 1 July 2023).
17. Abramov, V.V.; Aleshko, A.; Baskov, V.A.; Boos, E.; Bunichev, V.; Dalkarov, O.D.; El-Kholy, R.; Galoyan, A.; Guskov, A.V.; Kim, V.T.; et al. Possible studies at the first stage of the NICA collider operation with polarized and unpolarized proton and deuteron beams. *Phys. Part. Nucl.* **2021**, *52*, 1044–1119. [[CrossRef](#)]
18. NA49 Collaboration. Inclusive production of charged pions in p+p collisions at 158 GeV/c beam momentum. *Eur. Phys. J. C* **2006**, *45*, 343–381. [[CrossRef](#)]
19. NA49 Collaboration; Anticic, T.; Baatar, B.; Bartke, J.; Betev, L.; Białkowska, H.; Wojtaszek, A. Inclusive production of protons, anti-protons and neutrons in p+p collisions at 158 GeV/c beam momentum. *Eur. Phys. J. C* **2010**, *65*, 9–63. [[CrossRef](#)]
20. NA49 Collaboration; Anticic, T.; Baatar, B.; Bartke, J.; Betev, L.; Białkowska, H.; Wenig, S. Inclusive production of charged kaons in p+p collisions at 158 GeV/c beam momentum and a new evaluation of the energy dependence of kaon production up to collider energies. *Eur. Phys. J. C* **2010**, *68*, 1–73. [[CrossRef](#)]
21. NA49 Data. p+p Interactions. Available online: <http://spshadrons.web.cern.ch/ppdata.html> (accessed on 1 July 2023).
22. HEPDATA. Repository for Publication-related High-Energy Physics Data. Available online: <https://www.hepdata.net/> (accessed on 1 July 2023).
23. Acharya, S. et al. [ALICE Collaboration]. K_S^0 - and (anti-) Λ -hadron correlations in pp collisions at $\sqrt{s} = 13$ TeV. *Eur. Phys. J. C* **2021**, *81*, 945. [[CrossRef](#)]
24. ALICE Collaboration. Production of K_S^0 , Λ ($\bar{\Lambda}$), Ξ^\pm and Ω^\pm in jets and in the underlying event in pp and p–Pb collisions. *J. High Energy Phys.* **2023**, *7*, 136. [[CrossRef](#)]
25. Cacciari, M.; Salam, G.P.; Soyez, G. The anti- k_t jet clustering algorithm. *J. High Energy Phys.* **2008**, *04*, 063. [[CrossRef](#)]
26. Cacciari, M.; Salam, G.P.; Soyez, G. FastJet user manual. *Eur. Phys. J. C* **2012**, *72*, 1896. [[CrossRef](#)]
27. Schwinger, J. Gauge invariance and mass. II. *Phys.Rev.* **1962**, *128*, 2425–2429. [[CrossRef](#)]

Disclaimer/Publisher’s Note: The statements, opinions and data contained in all publications are solely those of the individual author(s) and contributor(s) and not of MDPI and/or the editor(s). MDPI and/or the editor(s) disclaim responsibility for any injury to people or property resulting from any ideas, methods, instructions or products referred to in the content.