

Development of a Predictive Model for Mild Cognitive Impairment in Parkinson's Disease with Normal Cognition Using Kernel-based C5.0

Machine Learning Blending: preliminary research

Haewon Byeon¹

1. Dept. of Medical Big Data, Inje University, Republic of Korea, bhwpmu@naver.com



Objectives

This preliminary study mainly compared the performance for predicting PDMCI between single machine learning and hybrid machine learning. We will develop interpretable machine learning using C5.0 in a follow-up study based on the results of this study.

Methods

✓ **Data source** : Parkinson's Disease Epidemiologic (PED) Data after receiving an approval (No. KBN-2019-1327) from the Distribution Committee and an approval (No. KBN-2019-005) from the Research Ethics Review Committee of the National Biobank of Korea.

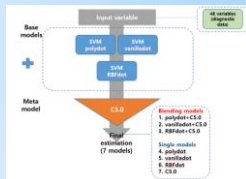
✓ **Subjects** : 185 patients with Parkinson's disease (75 Parkinson's disease patients with normal cognition, and 110 patients with PDMCI)

✓ **Measurement**

■ **Dependent variable**: "with PDMCI" and "with normal cognition" according to the diagnosis of the neurologist

■ **Explanatory variables** : 48 variables (diagnostic data), including motor symptoms of Parkinson's disease, non-motor symptoms of Parkinson's disease, and sleep disorders, as explanatory variables.

✓ **Development of prediction model**: In this study, a PDMCI prediction model was developed using the blending approach (base model = SVM; meta model = C5.0).



Results

The results of this study showed that the RBFdot+C5.0 was the model with the best performance to predict PDMCI in Parkinson's disease patients with normal cognition (AUC=0.88) among the seven machine learning models.

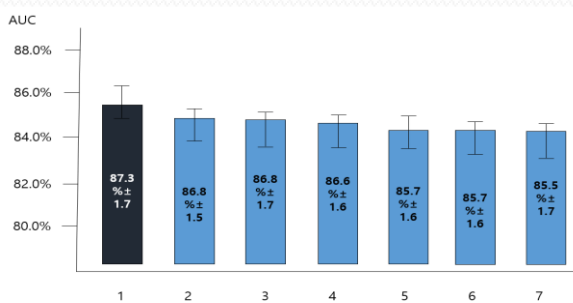


Fig. 1. The comparison of AUC for seven machine learning models

1= RBFdot+C5.0; 2= polydot+C5.0; 3= vanilladot+C5.0; 4= RBFdot+C5.0; 5= C5.0; 6= vanilladot; 7= polydot

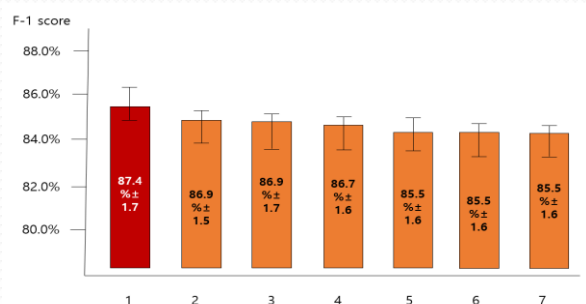


Fig. 2. The comparison of F-1 score for seven machine learning models

1= RBFdot+C5.0; 2= polydot+C5.0; 3= vanilladot+C5.0; 4= RBFdot+C5.0; 5= C5.0; 6= vanilladot; 7= polydot

Conclusion

✓ The results of this study showed that the RBFdot+C5.0 was the model with the best performance to predict PDMCI in Parkinson's disease patients with normal cognition (AUC=0.88) among the seven machine learning models.

✓ It is necessary to develop a cus-tomized screening program for detecting PDMCI in Parkinson's disease patients with normal cognition early based on the results of this study.

This research was supported by Basic Science Research Program through the National Research Foundation of Korea (NRF) funded by the Ministry of Education (NRF- 2018R1D1A1B07041091, NRF-2019S1A5A8034211, NRF-2021S1A5A8062526).