

# Smart Self-Sensing Cement-Based Composites with Carbon Microfibers: Experimental Tests on Small-Scale Beam Elements <sup>†</sup>

Antonella D'Alessandro \* , Andrea Meoni  and Filippo Ubertini 

Department of Civil and Environmental Engineering, University of Perugia, 06125 Perugia, Italy; andrea.meoni@unipg.it (A.M.); filippo.ubertini@unipg.it (F.U.)

\* Correspondence: antonella.dalessandro@unipg.it; Tel.: +39-075-5853910

<sup>†</sup> Presented at the 4th International Electronic Conference on Applied Sciences, 27 October–10 November 2023; Available online: <https://asec2023.sciforum.net/>.

**Abstract:** Advanced composite cementitious materials with multifunctional properties can be created by incorporating fillers and inclusions via appropriate production, characterization, and assembly processes. These composites have unique characteristics tailored for specific applications. Particularly, cementitious composites with conductive particles possess enhanced electrical and mechanical capabilities. They can assess structural integrity, being able to monitor stress, strain, and load variations, detecting incipient hazardous conditions throughout building lifespans. This improves maintenance, renovations, and structural modifications, ensuring safer and longer-lasting facilities. This paper presents experimental results of cement-based materials with carbon microfibers for structural beam elements. The samples self-diagnose internal non-uniformities, defects, fractures, and evaluate deformation variations.

**Keywords:** carbon-based fillers; smart composites; structural health monitoring; sustainable composites; advanced materials; carbon microfibers; fiber-reinforced concrete; smart monitoring; multifunctional building materials

## 1. Introduction

Structural concrete is the most widely used construction material for building structures and infrastructure in civil engineering. The need to limit its environmental impact while retaining its advantages in terms of its ease of execution and versatility has led to the development of multifunctional cementitious materials. This work explores the advanced topic of novel concrete with enhanced properties. In particular, it investigates concrete elements created by adding carbon microfibers, which provide self-monitoring capabilities. The idea is to construct structures that are not only resistant but also capable of monitoring their own performance, assessing their deformation status, and identifying any critical conditions, loss of strength, critical loads, or incipient crack formations. This study has highlighted the material's sensitivity at a medium scale, necessary for further real-world technology development. Through compressive load tests and electrical measurements, the concrete supplemented with carbon microfibers has demonstrated sufficient self-monitoring properties for potential applications in the construction industry. With respect to available works in the literature, which focus essentially on cement paste or mortar samples investigating physical and mechanical properties at small-size dimensions, this paper is aimed at investigating the feasibility of applications in real structural elements, where the presence of coarse aggregates could affect the smart capabilities of the material. Results on both electrical and electromechanical experimentations have paved the way to the possible realization of concrete structures able to characterize the evolution of strain fields, and the formation and propagation of damages and crack paths.



**Citation:** D'Alessandro, A.; Meoni, A.; Ubertini, F. Smart Self-Sensing Cement-Based Composites with Carbon Microfibers: Experimental Tests on Small-Scale Beam Elements. *Eng. Proc.* **2023**, *56*, 278. <https://doi.org/10.3390/ASEC2023-15917>

Academic Editor: Manoj Gupta

Published: 8 November 2023




**Copyright:** © 2023 by the authors. Licensee MDPI, Basel, Switzerland. This article is an open access article distributed under the terms and conditions of the Creative Commons Attribution (CC BY) license (<https://creativecommons.org/licenses/by/4.0/>).

## 2. The State of the Art


In recent years, concrete technology has seen significant advancements thanks to progress in the fields of chemistry and the science of materials. The availability of innovative fillers suitable for incorporation into cementitious matrices has opened up possibilities for enhancing the mechanical properties and durability of construction materials [1]. Particularly promising are carbon-based particles and fillers, which have gained attention for various engineering applications. In both the market and the literature, a variety of carbon fillers with nanometric or micrometric dimensions are readily available [2], all composed of carbon atoms. Examples of these carbon inclusions include carbon nano- and microfibers, carbon nanotubes, graphene, carbon black, and graphite, which find widespread use in civil engineering applications [3–5]. Research efforts in the literature typically focus on investigating the mechanical strength and multifunctional capabilities of cementitious materials infused with carbon fillers. These conductive fillers exhibit impressive mechanical and electrical properties, making them well-suited for self-sensing applications in Structural Health Monitoring (SHM) [6,7]. Smart cementitious materials containing carbon inclusions have the unique ability to monitor their own strain and stress states: this allows construction materials used in building structures and infrastructures to serve as sensors, providing insights into their performance and integrity [8–10]. They can even detect early signs of damage such as cracks or structural changes resulting from exceptional events or variations in usage [11,12]. The existing literature predominantly focuses on cement-based matrices, including cement pastes and mortars, and small-scale samples [13,14]. However, the behavior of concrete smart composites and larger-scale elements remains an underexplored area. This paper sets out to investigate the feasibility of producing full-scale structural elements using self-sensing concrete for practical applications. Scaling up this technology presents challenges, including ensuring proper filler dispersion to achieve material uniformity, addressing the potential adverse effects of coarse aggregates on strain sensitivity, and optimizing the selection and placement of electrodes in larger structures [15,16]. The authors have conducted various research endeavors aimed at enhancing the self-monitoring capabilities of cement matrix materials [17,18]. In this paper, they extend their focus to self-sensing concrete elements. The paper begins by describing the custom-designed smart concrete materials and methods and presenting the results of the experimental tests, encompassing both electrical and load sensing evaluations. Subsequently, the paper meticulously reports and discusses the findings from these experiments.

## 3. Materials and Methods

The samples investigated in this paper are medium-scale concrete beams with carbon micro fibers (CMFs), equipped with copper wires with a diameter of 0.8 mm placed in diffuse points, to monitor different configurations according to various applications (Figure 1b). In particular, the first configuration is obtained through the embedding of 12 electrodes placed in three lines, adopted for resistance mapping, while the second configuration consisted of 8 electrodes aligned in the center of the sample, also used for sensing tests (Figure 2a).



**Figure 1.** Experimental setup: (a) Electrical tests. (b) Detail of a sample during the electrical tests.



**Figure 2.** Samples with aligned electrodes: (a) after the curing period; (b) equipped during load tests.

### 3.1. Components and Devices

#### 3.1.1. Raw Materials

Smart concrete was obtained by mixing Portland cement type 42.5 R, fine and coarse quarry aggregates, with 6 mm chopped CMFs provided by SGL Carbon, Muir of Ord, Scotland, UK, type SIGRAFIL<sup>®</sup>. The fillers were added in the percentage of 0.05% with respect to the weight of the cement. The water-to-cement ratio adopted for all the mixes was 1:2. Such a mixing design was determined by the authors according to previous research investigations [17,18].

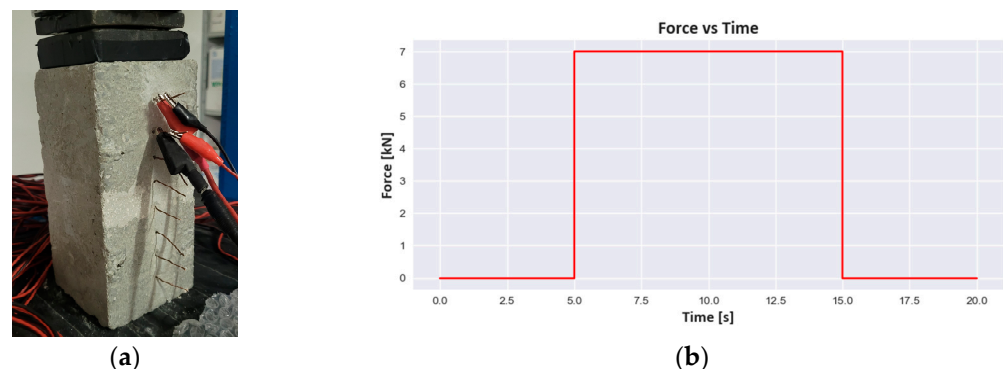
#### 3.1.2. Samples and Setup

A function generator RIGOL DG1022, from RIGOL Technologies in Cinisello Balsamo, Milano, Italy, powered the samples with a 20 V peak-to-peak voltage square wave, using a frequency of 1 Hz and a duty cycle of 50%. Voltage measurements were performed at every couple of electrodes, with a sampling rate of 10 Hz, by using a multichannel analog input module, model NI PXIe-4302, housed inside a chassis, NI PXIe-1073, both from National Instrument Italy SRL, Assago, Milano, Italy. The electrical resistance of each section of the tested samples between a pair of electrodes,  $R(t)$ , was obtained from the first Ohm's law (Figure 1a):

$$R(t) = V/I(t) \quad (1)$$

where  $V$  is the voltage drop measured at a couple of electrodes, sampled at 80% of the positive signal output, and  $I$  is the electrical current within the circuit, computed by considering the voltage drop at the reference resistor placed in line with the tested sample. The so obtained electrical resistance values were interpolated to obtain electrical resistance maps for the detection and location of defects, imperfections, voids, or cracks within the samples. The Ordinary Kriging (OK) interpolator was used to process the electrical data [19]. Load tests were performed recording the voltage drops in the subsequent sections of the samples, as well as at the reference resistor of 1 k $\Omega$  placed in series (Figure 1b).

External loads were step-constant forces of 7 kN (Figure 3) applied through a hydraulic press, with a maximum load capacity of 20 tons (Figure 2b).



**Figure 3.** Sensing tests: (a) Detailed view during the compressive sensing tests. (b) Load history.

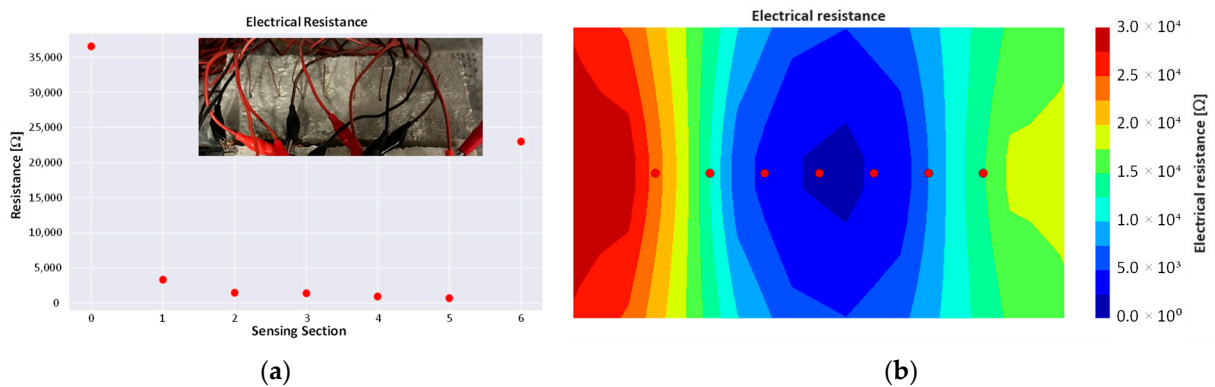
### 3.2. Tests

The tests carried out on the samples were designed to investigate the monitoring capabilities of different electrical setups on elements made of smart structural materials. The first ones were aimed at identifying the resistance of local segments and the presence of inhomogeneities that could affect their peculiar electrical conductivity. The second type of experimental test analyzed the sensing capabilities of different sections of the elements.

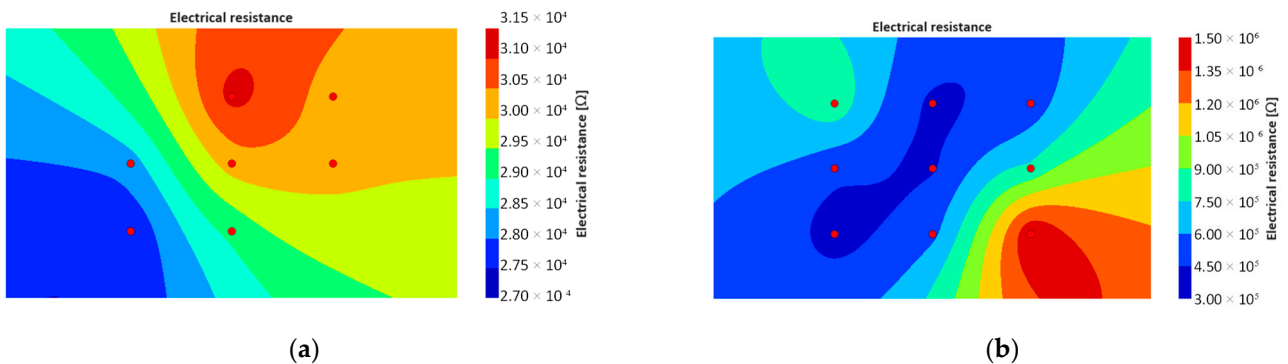
## 4. Results

### 4.1. Resistance Mapping

Figure 4a represents the resistance obtained on the samples with aligned electrodes by measuring simultaneously on all of the segments the voltage drops under the given voltage input. Clearly, the end segments show high variability due to the effect of the contact resistance. The map generated by all the segments (Figure 4b) identifies a greater conductivity in the center of the sample, probably due to the higher level of compaction occurred during the preparation, which corresponds to a minor presence of voids and imperfections. Electrical mapping on the sample with distributed electrodes is also investigated to explore the variability in the consistency of internal composite material (Figure 5). It should be noted, however, that the analysis of the bidimensional problem would be necessary to formulate an appropriate conduction model (e.g., a bidimensional mesh of resistors), and this is left for future work. The aim, in this case, is to preliminarily verify the possibility of carrying out distributed measurements and checking to some extent the homogeneity of the material.



**Figure 4.** Electrical mapping on the sample with aligned electrodes: (a) Obtained resistance on the sections. (b) Electrical resistance map in the unloaded state.



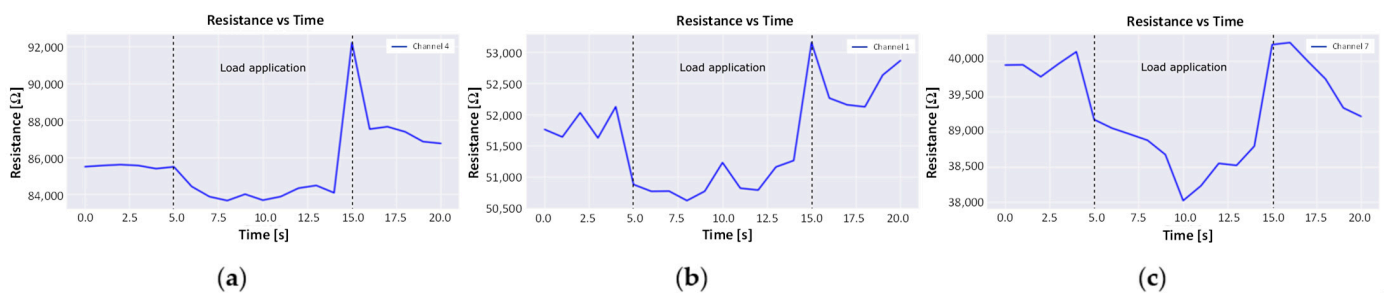
**Figure 5.** Electrical mapping on the sample with distributed electrodes: (a) from the central section; (b) from all of the sections.

The variations observable in the electrical resistance in Figure 5 could also be caused by the concentration of conductive fillers in specific areas of the sample, or the imperfections

that could occur near the electrodes due to the concrete shrinkage during the curing period. Moreover, Figure 5a,b demonstrate the differences that could occur through various electrical setups: in this case, between the measurements achieved through the central electrodes, or through all of the segments considered in series. This configuration permits us to obtain an evaluation of the internal distribution of the electrical resistance, which can be used to assess the internal homogeneity of the composite.

#### 4.2. Sensing Tests

Figure 6 reports the time histories of the electrical resistances obtained on different sections of the samples with aligned electrodes. The graphs of Figure 6a–c were obtained during compressive step loads on the sample with aligned electrodes, positioned vertically, through the electrical measurements taken at the segments located in the upper, central, and bottom zones, respectively. The variation in the internal material, contact resistance, and local peculiarities provided differences in the output although the applied load was the same and centered. In all of the segments, a certain sensitivity is observable with a decrease in the electrical resistance under applied compression load. However, the noise is significant, and after removing the load, the sample exhibits smaller values of electrical resistance compared to the initial part of the test. Both aspects deserve further study, which would go beyond the purposes of this preliminary investigation.



**Figure 6.** Electrical resistance variation during sensing compressive tests on the sample with aligned electrodes from segments (a) on the top, (b) in the center, and (c) on the bottom of the sample.

## 5. Conclusions

The present paper aimed towards investigating the potential sensing properties of concrete elements doped with conductive and piezoresistive carbon microfibers able to monitor their state of strain and stress and their integrity, for potential SHM applications to real-scale structures. The scaling from small samples made of cement paste, the investigation of which is quite diffuse in the literature, to concrete elements needs the evaluation of key points, such as the influence of aggregates, the local effects, and the multiple electrodes setup. The preliminary results shown in this paper demonstrate the feasibility of the development of sensing concrete composites for the monitoring of the integrity and the internal properties of complex structural elements.

**Author Contributions:** Methodology, A.D., A.M. and F.U.; investigation, A.D., A.M.; resources, F.U.; writing—original draft preparation, A.D.; writing—review and editing, A.D., A.M. and F.U.; visualization, A.M. and A.D.; conceptualization, A.D., funding acquisition, F.U. All authors have read and agreed to the published version of the manuscript.

**Funding:** This work has been funded by the European Union-NextGenerationEU under the Italian Ministry of University and Research (MUR) National Innovation Ecosystem grant ECS00000041-VITALITY. We acknowledge Università degli Studi di Perugia and MUR for support within the project Vitality.

**Institutional Review Board Statement:** Not applicable.

**Informed Consent Statement:** Not applicable.

**Data Availability Statement:** The data that support the findings of this study are available from the authors upon reasonable request.

**Conflicts of Interest:** The authors declare no conflicts of interest.

## References

1. Dong, S.; Wang, D.; Wang, X.; D'Alessandro, A.; Ding, S.; Han, B.; Ou, J. Optimizing flexural cracking process of ultra-high performance concrete via incorporating microscale steel wires. *Cem. Concr. Compos.* **2022**, *134*, 104830. [[CrossRef](#)]
2. Reddy, P.N.; Kavyateja, B.V.; Jindal, B.B. Structural health monitoring methods, dispersion of fibers, micro and macro structural properties, sensing, and mechanical properties of self-sensing concrete—A review. *Struct. Concr.* **2021**, *22*, 793–805. [[CrossRef](#)]
3. Azhari, F.; Banthia, N. Cement-based sensors with carbon fibers and carbon nanotubes for piezoresistive sensing. *Cem. Concr. Compos.* **2012**, *34*, 866–873. [[CrossRef](#)]
4. Galao, O.; Baeza, F.J.; Zornoza, E.; Garcés, P. Carbon nanofiber cement sensors to detect strain and damage of concrete specimens under compression. *Nanomaterials* **2017**, *7*, 413. [[CrossRef](#)] [[PubMed](#)]
5. Yoo, D.-Y.; You, I.; Youn, H.; Lee, S.-J. Electrical and piezoresistive properties of cement composites with carbon nanomaterials. *J. Compos. Mater.* **2018**, *52*, 3325–3340. [[CrossRef](#)]
6. Yoo, D.Y.; Kim, S.; Lee, S.H. Self-sensing capability of ultra-high-performance concrete containing steel fibers and carbon nanotubes under tension. *Sens. Actuator A Phys.* **2018**, *276*, 125–136. [[CrossRef](#)]
7. Chen, M.; Gao, P.; Geng, F.; Zhang, L.; Liu, H. Mechanical and smart properties of carbon fiber and graphite conductive concrete for internal damage monitoring of structure. *Constr. Build. Mater.* **2017**, *142*, 320–327. [[CrossRef](#)]
8. Chung, D.D.L. A critical review of piezoresistivity and its application in electrical-resistance-based strain sensing. *J. Mater. Sci.* **2020**, *55*, 15367–15396. [[CrossRef](#)]
9. Ding, S.; Wang, Y.W.; Ni, Y.Q.; Han, B. Structural modal identification and health monitoring of building structures using self-sensing cementitious composites. *Smart Mater. Struct.* **2020**, *29*, 055013. [[CrossRef](#)]
10. Meoni, A.; D'Alessandro, A.; Downey, A.; García-Macías, E.; Rallini, M.; Materazzi, A.L.; Torre, L.; Laflamme, S.; Castro-Triguero, R.; Ubertini, F. An experimental study on static and dynamic strain sensitivity of embeddable smart concrete sensors doped with carbon nanotubes for SHM of large structures. *Sensors* **2018**, *18*, 831. [[CrossRef](#)]
11. Han, B.; Yu, X.; Ou, J. *Self-Sensing Concrete in Smart Structures*; Elsevier Inc.: Kidlington, UK, 2015; ISBN 978-0-12-800517-0.
12. Li, X.; Li, M. Multifunctional self-sensing and ductile cementitious materials. *Cem. Concr. Res.* **2019**, *123*, 105714. [[CrossRef](#)]
13. Downey, A.; D'Alessandro, A.; Ubertini, F.; Laflamme, S. Automated crack detection in conductive smart-concrete, structures using a resistor mesh model. *Meas. Sci. Technol.* **2018**, *29*, 035107. [[CrossRef](#)]
14. Metaxa, Z.S.; Konsta-Gdoutos, M.S.; Shah, S.P. Carbon nanotubes reinforced concrete. *ACI Symp. Publ.* **2009**, *267*, 11–20.
15. Meoni, A.; D'Alessandro, A.; Mancinelli, M.; Ubertini, F. A Multichannel Strain Measurement Technique for Nanomodified Smart Cement-Based Sensors in Reinforced Concrete Structures. *Sensors* **2021**, *21*, 5633. [[CrossRef](#)] [[PubMed](#)]
16. Coppola, L.; Buoso, A.; Corazza, F. Electrical Properties of Carbon Nanotubes Cement Composites for Monitoring Stress Conditions in Concrete Structures. *Appl. Mech. Mater.* **2011**, *82*, 118–123. [[CrossRef](#)]
17. D'Alessandro, A.; Birgin, H.B.; Ubertini, F. Carbon Microfiber-Doped Smart Concrete Sensors for Strain Monitoring in Reinforced Concrete Structures: An Experimental Study at Various Scales. *Sensors* **2022**, *22*, 6083. [[CrossRef](#)] [[PubMed](#)]
18. D'Alessandro, A.; Birgin, H.B.; Cerni, G.; Ubertini, F. Smart Infrastructure Monitoring through Self-Sensing Composite Sensors and Systems: A Study on Smart Concrete Sensors with Varying Carbon-Based Filler. *Infrastructures* **2022**, *7*, 48. [[CrossRef](#)]
19. Meoni, A.; D'Alessandro, A.; Kruse, R.; De Lorenzis, L.; Ubertini, F. Strain field reconstruction and damage identification in masonry walls under in-plane loading using dense sensor networks of smart bricks: Experiments and simulations. *Eng. Struct.* **2021**, *239*, 112199. [[CrossRef](#)]

**Disclaimer/Publisher's Note:** The statements, opinions and data contained in all publications are solely those of the individual author(s) and contributor(s) and not of MDPI and/or the editor(s). MDPI and/or the editor(s) disclaim responsibility for any injury to people or property resulting from any ideas, methods, instructions or products referred to in the content.