

Proceeding Paper

Assessment of the Optical Properties of a Graphene–Poly(3-hexylthiophene) Nanocomposite Applied to Organic Solar Cells [†]

Lara Velasco Davoise ^{1,*}, Rafael Peña Capilla ²  and Ana M. Díez-Pascual ¹ 

¹ Universidad de Alcalá, Facultad de Ciencias, Departamento de Química Analítica, Química Física e, Ingeniería Química, Ctra. Madrid-Barcelona, Km. 33.6, 28805 Alcalá de Henares, Madrid, Spain; am.diez@uah.es

² Universidad de Alcalá, Departamento de Teoría de la Señal y Comunicaciones, Ctra. Madrid-Barcelona, Km. 33.6, 28805 Alcalá de Henares, Madrid, Spain; rafael.pena@uah.es

* Correspondence: lara.velasco@uah.es

† Presented at the 2nd International Online Conference on Polymers Science—Polymers and Nanotechnology for Industry 4.0, 1–15 November 2021; Available online: <https://iocps2021.sciforum.net/>.

Abstract: Poly(3-hexylthiophene) (P3HT) is a p-type organic semiconductor and is intrinsically a donor material. It is one of the most attractive polymers because of its high electrical conductivity and solubility in various solvents. However, its carrier mobility is considered low when compared to that of inorganic semiconductors. In this work, it will be shown how the addition of different graphene (G) content tailors the principal optical and electronical parameters of P3HT, such as the conductivity, the bandgap, the hole collection properties, the carrier mobility, the refractive index, and the extinction coefficient. In particular, the conductivity, the hole collection properties and the carrier mobility are enhanced, and the bandgap is reduced with increasing graphene content.

Keywords: nanocomposite; refractive index; extinction coefficient; graphene



Citation: Davoise, L.V.; Capilla, R.P.; Díez-Pascual, A.M. Assessment of the Optical Properties of a Graphene–Poly(3-hexylthiophene) Nanocomposite Applied to Organic Solar Cells. *Mater. Proc.* **2021**, *7*, 22. <https://doi.org/10.3390/IOCP2021-11241>

Academic Editor: Marina Patricia Arrieta Dillon

Published: 30 October 2021

Publisher's Note: MDPI stays neutral with regard to jurisdictional claims in published maps and institutional affiliations.



Copyright: © 2021 by the authors. Licensee MDPI, Basel, Switzerland. This article is an open access article distributed under the terms and conditions of the Creative Commons Attribution (CC BY) license (<https://creativecommons.org/licenses/by/4.0/>).

1. Introduction

New photovoltaic energy technologies can contribute to environmentally friendly, renewable energy production and a reduction in the carbon dioxide emission associated with fossil fuels and biomass. A new photovoltaic technology, organic solar cells, is based on conjugated polymers and molecules. Organic solar cells have attracted considerable attention in the past few years, owing to their potential for providing environmentally safe, flexible, lightweight, and inexpensive devices [1]. In this context, efforts are mostly concentrated on increasing power conversion efficiencies and reducing the costs of materials and processing conditions.

Poly(3-hexylthiophene) (P3HT) is a p-type semiconductor and is intrinsically a donor material. P3HT is a regioregular polymer, which means that each repeating unit is derived from the same isomer of the monomer, and is one of the most attractive polymers available because of its high electrical conductivity and solubility in various solvents. Moreover, P3HT has a high absorption coefficient (in the order of 10^5 cm^{-1}) and can absorb more than 95% of the solar spectrum over a wavelength range of 450–600 nm when deposited in a 240 nm thick film. This makes it very attractive for organic optoelectronic devices [2]. Moreover, P3HT possesses several other advantages such as solution processability and easy and low-cost fabrication. It also possesses one of the highest electrical mobilities of the known conjugated polymers: $0.2 \text{ cm}^2/(\text{V}\cdot\text{s})$. However, this mobility is considered low when compared to those of inorganic semiconductors (Figure 1) [3,4].

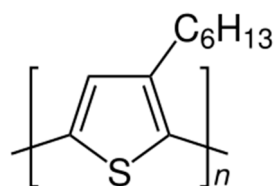


Figure 1. Scheme of P3HT monomeric unit [4].

Novel acceptor materials such as graphene (G)—a one-atom-thick sheet of sp^2 hybridized carbon atoms arranged in a hexagonal lattice, first discovered in 2004 by Novoselov et al. [5]—have been intensively investigated given their outstanding electrical, optical, chemical, and mechanical properties. Graphene has an extraordinary electrical mobility of $15000 \text{ cm}^2/(\text{V}\cdot\text{s})$, a high specific surface area (ca. $2600 \text{ m}^2/\text{g}$), very high electrical conductivity (up to $6000 \text{ S}/\text{cm}$), and a transparency of more than 70% over the spectral range of 1000–3000 nm [3]. A single sheet of graphene has superior mechanical properties because of the strong p-bond in its honeycomb crystal lattice structure, with a tensile strength of 130 GPa and a Young's modulus close to 1 TPa [3,6].

However, the very low responsivity due to its weak light absorption and fast recombination rate has limited the sensitivity of graphene light-sensing devices [3]. Significant efforts have been applied to increase its absorption, among which a feasible way is the combination with light-absorbing materials [6].

Several methods for the preparation of P3HT/G nanocomposites have been reported, including solution mixing and in situ polymerization [7,8]. In situ polymerization consists of mixing nanofillers with a liquid monomer or a precursor of a low molecular weight. When a homogenous mixture is attained, polymerization is initiated by the addition of an appropriate initiator, which is exposed to a source of heat, radiation, etc. [9]. Polymerization is carried out by adjusting the temperature and time. It is a very effective method that allows carbon-based nanofillers to be dispersed uniformly in the matrix, thereby providing a strong interaction between them [8]. A representative SEM image of the P3HT/G nanocomposite is shown in Figure 2. However, certain conditions must be fulfilled, including the use of low-viscosity monomers, a short period of polymerization, and no formation of side products during the process.

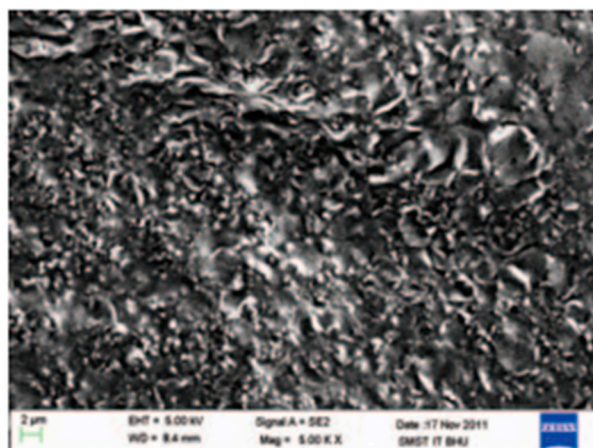


Figure 2. Representative SEM image of P3HT/G nanocomposite (0.1 mg/mL of graphene in P3HT solution). Adapted from ref. [10] with permission from the American Scientific Publisher.

In this work, P3HT/G nanocomposites with different G loadings have been studied. The aim is to assess how the P3HT principal optical properties change in the presence of different G contents. In this sense, the optical bandgap, the hole collection properties and the carrier mobility are studied. In addition, the refractive indexes (n) and the extinction

coefficients (k) of the different P3HT/G composites are shown, and the influence of G content on these parameters is discussed.

2. Results

In this section, the changes in the optical bandgap, the hole collection properties, and the carrier mobility as a function of G content are described. Then, the refractive indexes (n) and extinction coefficients (k) of six nanocomposites with different contents of G are graphed. The P3HT/G nanocomposite was synthesized via the in situ oxidative polymerization of the 3-hexylthiophene monomer (3HT) in the presence of graphene. Most of the graphene flakes had 1–4 layers of the size of a few microns.

2.1. Method

The main optical and electronic properties of P3HT were studied before and after the addition of graphene. To complete this, firstly, an exhaustive bibliographic search was carried out. Special attention was paid to results that related to the application of the studied compounds to organic solar cells.

2.2. Electrical Parameters

According to the observations of Chang et al. [2], conductivity increases with increases in graphene loading. Their measurements of conductivity for different graphene loadings are shown in Table 1.

Table 1. Conductivity measurements reported by Chang et al. [2] for different P3HT/G nanocomposites.

Sample	Conductivity (S/m)
P3HT	$9.273 \cdot 10^{-3}$
P3HT/G 0.2 % wt	$1.467 \cdot 10^{-2}$
P3HT/G 1 % wt	$1.549 \cdot 10^{-2}$
P3HT/G 2 % wt	$1.500 \cdot 10^{-2}$
P3HT/G 10 % wt	$1.878 \cdot 10^{-2}$

2.3. Optical Parameters

2.3.1. Bandgap, Hole Collection Properties and Carrier Mobility

The bandgap of P3HT is around 1.9 eV, limiting absorption to wavelengths under 650 nm. In this spectral range, and under the AM 1.5G spectrum, only 22.4% of photons are found. Consequently, decreasing the bandgap leads to an increase in the total amount of photons that can be harvested. However, narrowing the polymeric bandgap results in a reduction in the power conversion efficiency of the cell due to a decrease in the open circuit voltage (V_{oc}). Therefore, a trade-off should be achieved to obtain the optimum bandgap [11].

According to Bkakri et al. [12] and Chang et al. [2], spectroscopic ellipsometry (SE) analysis proves that the insertion of low graphene content in the P3HT matrix reduces the thickness of the film and the optical bandgap of the P3HT/G nanocomposites. As a result, the optical absorption properties of the solar cell increase in the visible range.

According to Saini et al. [3], nonetheless, there is not a clear trend in the P3HT bandgap variation with graphene content. There seems to be a slight increase in the bandgap for low graphene content. However, for high graphene loading levels, both the absolute value of HOMO level and the absolute value of LUMO level slightly increase so that the bandgap remains the same. It would be convenient to clarify this discrepancy between authors regarding the bandgap.

According to Abdul Almosin et al. [13], the use of P3HT/G improves solar cell efficiency due to the enhanced hole collection in P3HT in the presence of graphene. P3HT/G bulk heterojunction prepared by solution processing possesses the advantages of the high

carrier mobility of G and the high visible light absorption of P3HT. Che et al. [14] fabricated a phototransistor consisting of a solution-processed P3HT/G bulk heterojunction channel. The device exhibited a hole mobility as high as $3.8 \text{ cm}^2/(\text{V}\cdot\text{s})$ due to the enhanced charge transport properties of G.

2.3.2. Refractive Index and Extinction Coefficient

In the following section, the evolution of the complex refractive index of P3HT/G with G content is discussed. The data of Saini et al. [3] for n and k for six nanocomposites with different loads of graphene are registered.

Figure 3a shows the refractive index of these six nanocomposites. It can be seen how the n of P3HT with higher loads of graphene is higher, except for the nanocomposite P3HT/G (0.5 wt%), in which n is lower. Regarding k , as is shown in Figure 3b, the extinction coefficient of G/P3HT increases with the load of graphene, except for the case of P3HT/G (0.5 wt%), in which k is lower.

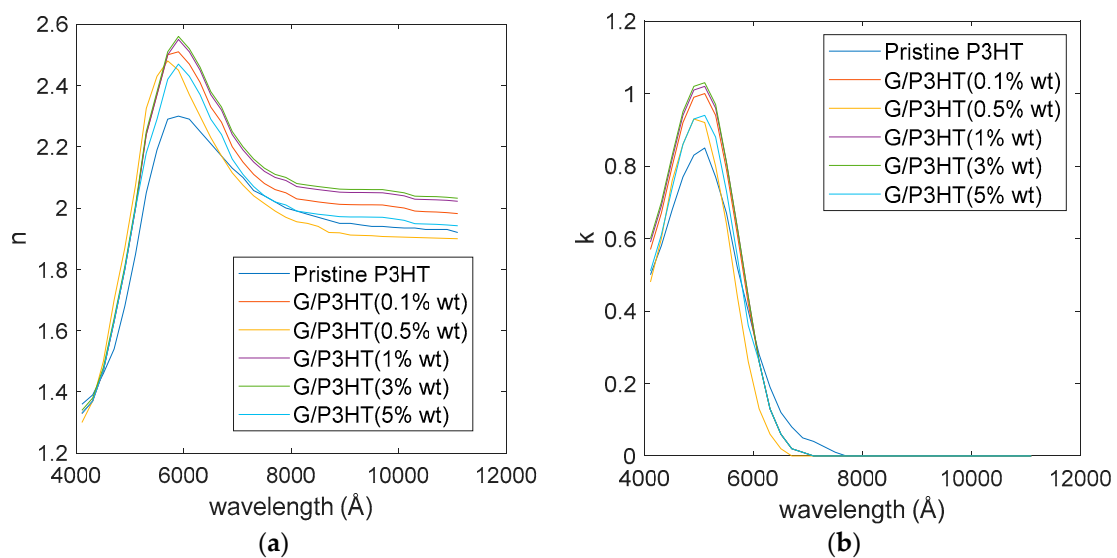


Figure 3. Refractive index (a) and extinction coefficient (b) obtained from ellipsometer analysis for P3HT/G nanocomposites with different G loads [3].

3. Conclusions

In this work, the influence of the graphene content of G-P3HT on the optical and electrical properties of the compound is assessed.

The addition of different graphene (G) content to P3HT tailors its main optical parameters. In particular, electrical conductivity increases. The hole collection properties and the carrier mobility are enhanced, and the bandgap reduces with increasing graphene content.

It was found that the refractive index of P3HT generally increased with increasing graphene loading; an analogous trend was found for the extinction coefficient of P3HT/G nanocomposites, which increased steadily with increasing graphene loading.

This preliminary study shows the great potential application of these nanocomposites in organic solar cells. Future work will be carried out to further assess their optoelectronic properties in more detail.

Author Contributions: Writing—original draft preparation, L.V.D., R.P.C.; writing—review and editing, R.P.C.; supervision, A.M.D.-P. All authors have read and agreed to the published version of the manuscript.

Funding: Financial support from the Community of Madrid within the framework of the multi-year agreement with the University of Alcalá in the line of action “Stimulus to Excellence for Permanent University Professors”, Ref. EPU-INV/2020/012, is gratefully acknowledged.

Institutional Review Board Statement: Not applicable.

Informed Consent Statement: Not applicable.

Data Availability Statement: The data presented in this study are available on request from the corresponding author.

Conflicts of Interest: The authors declare no conflict of interest.

References

1. Díez-Pascual, A.M.; Sánchez, J.A.L.; Capilla, R.P.; Díaz, P.G. Recent Developments in Graphene/Polymer Nanocomposites for Application in Polymer Solar Cells. *Polymers* **2018**, *10*, 217. [CrossRef] [PubMed]
2. Chang, Y.W.; Yu, S.W.; Liu, C.H.; Tsiang, R.C.C. Morphological and Optoelectronic Characteristics of Nanocomposites Comprising Graphene Nanosheets and Poly(3-Hexylthiophene). *J. Nanosci. Nanotechnol.* **2010**, *10*, 6520–6526. [CrossRef] [PubMed]
3. Saini, V.; Abdulrazzaq, O.; Bourdo, S.; Dervishi, E.; Petre, A.; Bairi, V.G.; Mustafa, T.; Schnackenberg, L.; Viswanathan, T.; Biris, A.S. Structural and Optoelectronic Properties of P3HT-Graphene Composites Prepared by in Situ Oxidative Polymerization. *J. Appl. Phys.* **2012**, *112*, 054327. [CrossRef]
4. Ossila. Available online: <https://www.ossila.com/products/p3ht> (accessed on 7 September 2021).
5. Novoselov, K.S.; Geim, A.K.; Morozov, S.V.; Jiang, D.; Zhang, Y.; Dubonos, S.V.; Grigorieva, I.V.; Firsov, A.A. Electric Field Effect in Atomically Thin Carbon Films. *Science* **2004**, *306*, 666–669. [CrossRef] [PubMed]
6. King, A.; Johnson, G.; Engelberg, D.; Ludwig, W.; Marrow, J. Observations of Intergranular Stress Corrosion Cracking in a Grain-Mapped Polycrystal. *Science* **2008**, *321*, 382–385. [CrossRef] [PubMed]
7. Presto, D.; Song, V.; Boucher, D. P3HT/Graphene Composites Synthesized Using In Situ GRIM Methods. *J. Polym. Sci. Part B Polym. Phys.* **2017**, *55*, 60–76. [CrossRef]
8. Kim, Y.; Kwon, Y.J.; Ryu, S.; Lee, C.J.; Lee, J.U. Preparation of Nanocomposite-Based High Performance Organic Field Effect Transistor via Solution Floating Method and Mechanical Property Evaluation. *Polymers* **2020**, *12*, 1046. [CrossRef] [PubMed]
9. Advani, S.G.; Hsaio, K.-T. *Manufacturing Techniques for Polymer Matrix Composites (PMCs)*; Woodhead Publishing Limited: Cambridge, UK, 2012; ISBN 9780857090676. [CrossRef]
10. Tiwari, S.; Singh, A.K.; Prakash, R. Poly(3-hexylthiophene) (P3HT)/Graphene Nanocomposite Material Based Organic Field Effect Transistor with Enhanced Mobility. *J. Nanosci. Nanotechnol.* **2013**, *13*, 2823–2828. [CrossRef] [PubMed]
11. El-Aasser, M.A. Performance Optimization of Bilayer Organic Photovoltaic Cells. *J. Optoelectron. Adv. Mater.* **2016**, *18*, 775–784.
12. Bkakri, R.; Sayari, A.; Shalaan, E.; Wageh, S.; Al-Ghamdi, A.A.; Bouazizi, A. Effects of the Graphene Doping Level on the Optical and Electrical Properties of ITO/P3HT:Graphene/Au Organic Solar Cells. *Superlattices Microstruct.* **2014**, *76*, 461–471. [CrossRef]
13. Abdulalmohsin, S.; Cui, J.B. Graphene-Enriched P3HT and Porphyrin-Modified ZnO Nanowire Arrays for Hybrid Solar Cell Applications. *J. Phys. Chem. C* **2012**, *116*, 9433–9438. [CrossRef]
14. Che, Y.; Zhang, G.; Zhang, Y.; Cao, X.; Cao, M.; Yu, Y.; Dai, H.; Yao, J. Solution-Processed Graphene Phototransistor Functionalized with P3HT/Graphene Bulk Heterojunction. *Opt. Commun.* **2018**, *425*, 161–165. [CrossRef]