

Polyvinil alcohol coatings containing lamellar solids with antimicrobial activity

Maria Bastianini^{a*}, Michele Sisani^a, Raúl Escudero García^b, Irene Di Guida^a, Carla Russo^c, Donatella Pietrella^c
and Riccardo Narducci^{b*}

a. Prolabin & Tefarm s.r.l., Via dell'Acciaio 9, 06134 Perugia, Italy.

b. Dep. Industrial Engineering and International Laboratory "Ionomer Materials for Energy", Tor Vergata University of Rome, via del Politecnico 1, 00133 Roma, Italy.

c. Dipartimento di Medicina e Chirurgia, Università degli Studi di Perugia, Piazzale Severi, 1/8, 06129 Perugia, Italy.

*corresponding authors

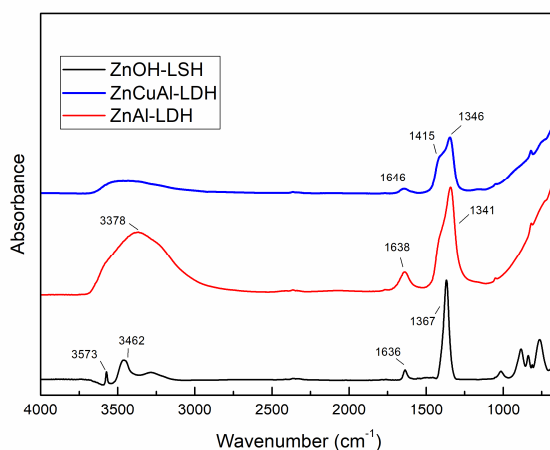


Figure S1: FT-IR spectra of the powders, ZnOH-LSH black line, ZnAl-LDH red line, ZnCuAl-LDH blue line

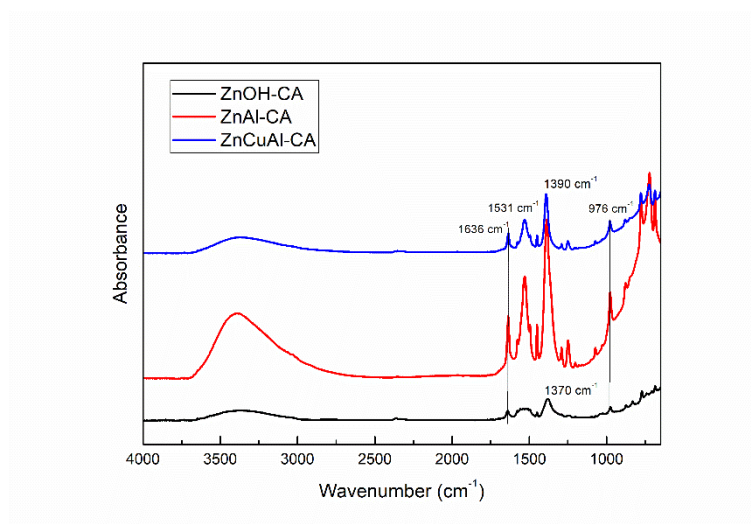


Figure S2: FT-IR spectra of the powders, ZnOH-CA black line, ZnAl-CA red line, ZnCuAl-CA blue line

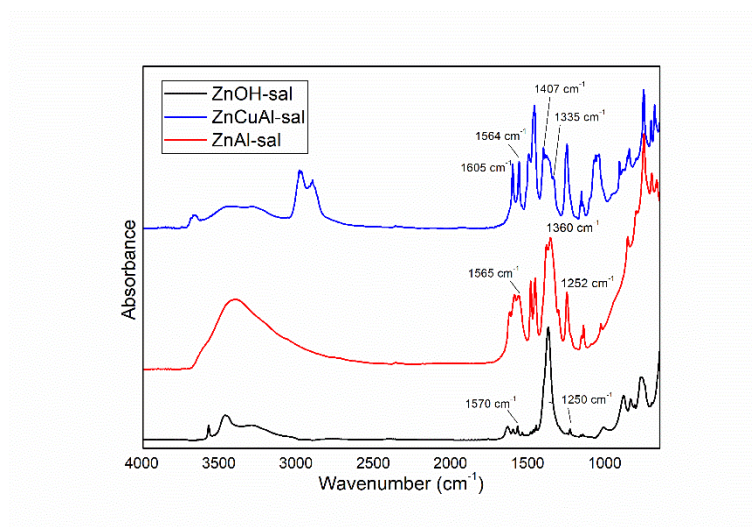


Figure S3: FT-IR spectra of the powders, ZnOH-SAL black line, ZnAl-SAL red line, ZnCuAl-SAL blue line

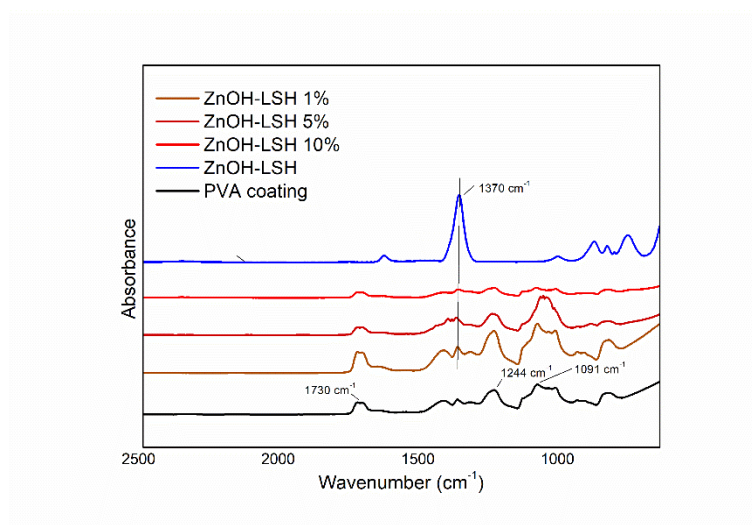


Figure S4: PVA black line, ZnOH-LSH 1% brown line, ZnOH-LSH 5% dark red line, ZnOH-LSH 10% red line, ZnOH-LSH




Figure S5: EDX analysis on the sample ZnOH-LSH 10%, Zn distribution is reported in red colour