

Optimization of Photobiological Treatment of Reverse Osmosis Concentrate from a Brackish Groundwater Desalination Facility Using *Gedaniella flavovirens*

Han Gao<sup>1</sup>, Emon Roy<sup>1</sup>, Mason S. Underwood<sup>2</sup>, Hunter Adams<sup>3</sup>, Harshad V. Kulkarni<sup>4</sup>, Saugata Datta<sup>5</sup>, Shinya Sato<sup>6</sup>, and Keisuke Ikehata<sup>1</sup>

<sup>1</sup> Ingram School of Engineering, Texas State University, San Marcos, TX 78666

<sup>2</sup> Department of Chemistry and Biochemistry, Texas State University, San Marcos, TX 78666

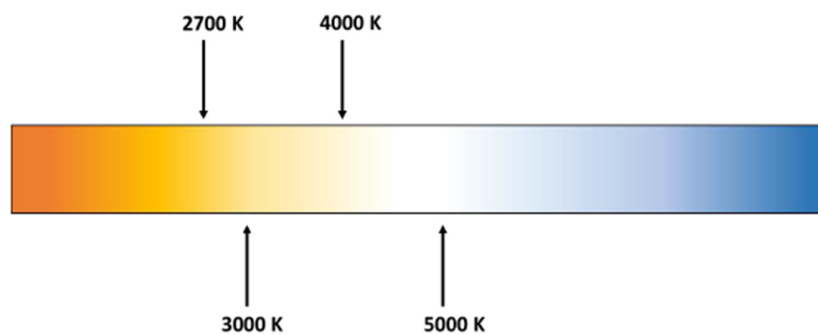
<sup>3</sup> City of Wichita Falls, Wichita Falls, TX 76310

<sup>4</sup> School of Civil & Environmental Engineering, Indian Institute of Technology Mandi, India

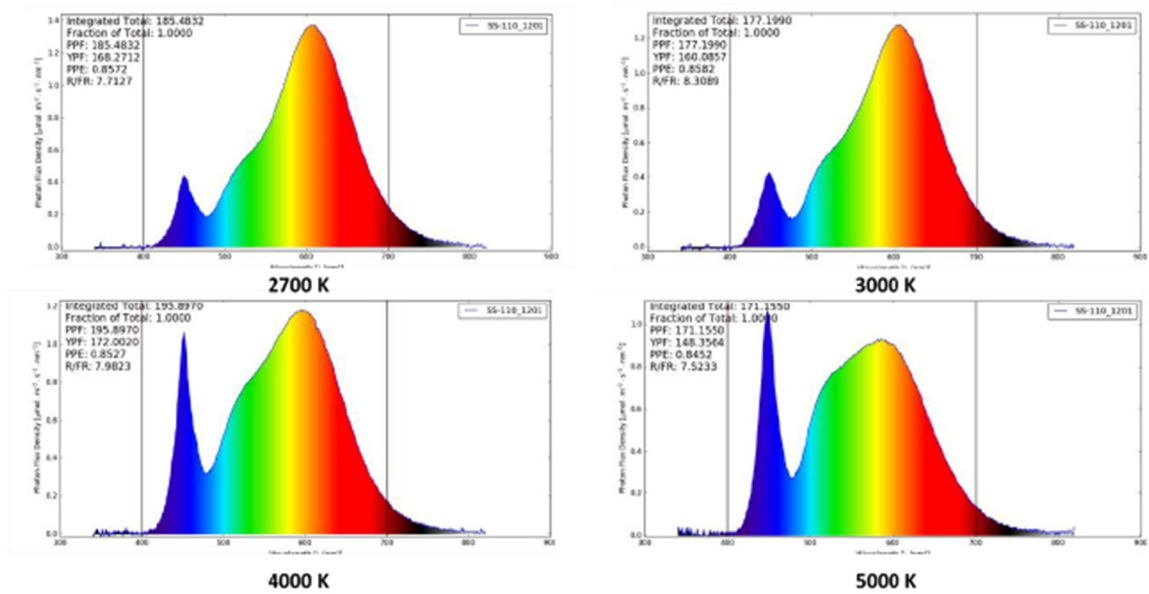
<sup>5</sup> Department of Earth & Planetary Sciences, University of Texas at San Antonio, San Antonio, TX 78249

<sup>6</sup> Department of Marine Bioscience, Fukui Prefectural University, Obama, Fukui 917-0003, Japan

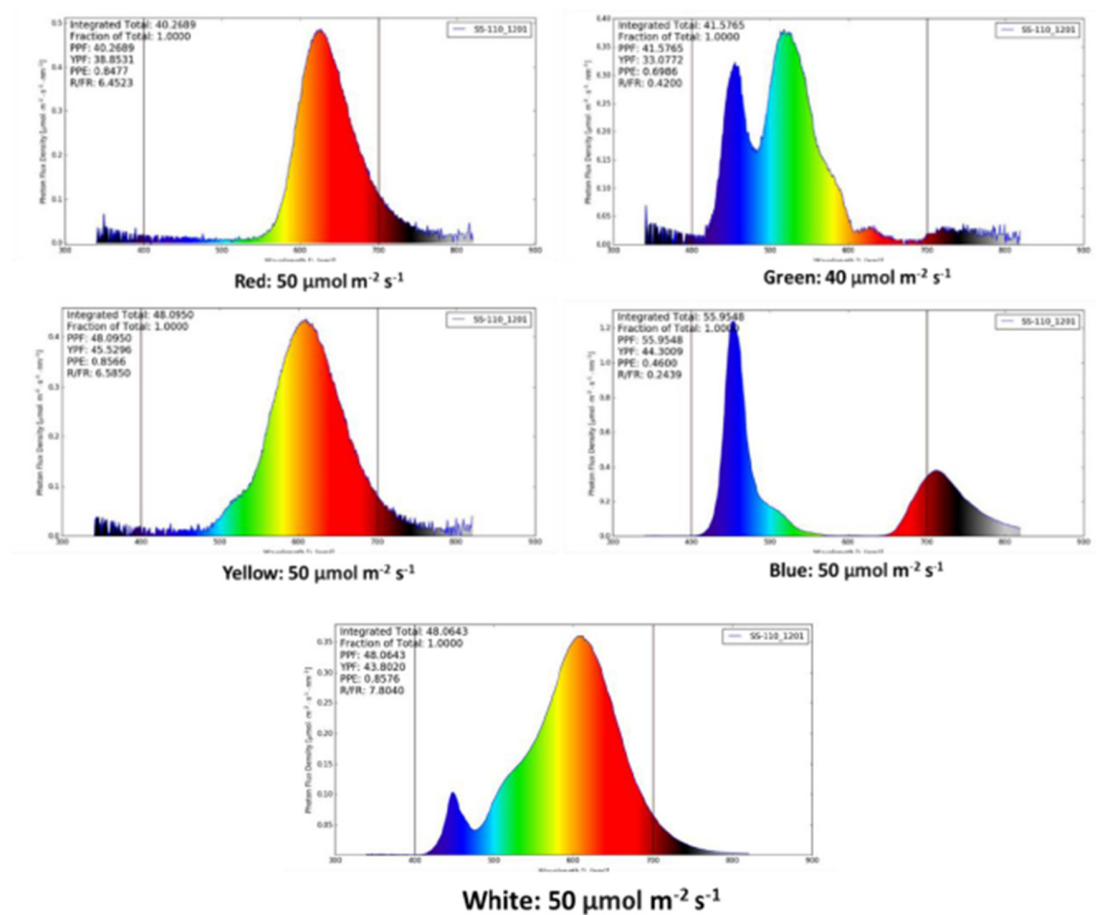
**Supplemental Information**



**Figure S1.** Light temperature scale.



**Figure S2.** Light spectra emitted by LED bulbs with different light temperatures.



**Figure S3.** Light emission spectra for five different lighted LED bulbs (PAR: 40–50  $\mu\text{mol m}^{-2} \text{s}^{-1}$ ).

**Table S1.** LED bulbs used in this study.

Bulb Type	Manufacturer	Product Model #
Soft White 2700 K, 800 Lm, 10 W	GE	LED10DA19/827
Soft White 3000 K, 800 Lm, 10 W		LED10DA19/830
Cool White 4000 K, 800 Lm, 10 W		LED10DA19/840 120
Daylight White 5000 K, 800 Lm, 10 W		LED10DA19/850
Red 3000 K, 60 Lm, 8 W	Philips	929001997805
Green 3000 K, 60 Lm, 8 W		929001997905
Yellow 3000 K, 60 Lm, 8 W		929001998105
Blue 3000 K, 60 Lm, 8 W		929001998005