

Proceeding Paper

T2K Oscillation Analysis Results: Latest Analysis Improvements at the Far Detector [†]

Kenji Yasutome on behalf of the T2K Collaboration

RIKEN SPring-8 Center, Kouto, Sayo 679-5148, Japan; yasutome@spring8.or.jp

[†] Presented at the 23rd International Workshop on Neutrinos from Accelerators, Salt Lake City, UT, USA, 30–31 July 2022.

Abstract: T2K (Tokai to Kamioka) is a long baseline neutrino experiment that exploits a neutrino and antineutrino beam produced at the Japan Particle Accelerator Research Centre (J-PARC) to provide world-leading measurements of the parameters governing neutrino oscillation. Neutrino oscillations are analyzed by tuning the neutrino rates and spectra at a near detector complex, located at J-PARC, and extrapolating them to the water Cherenkov far detector, Super-Kamiokande, located 295 km away, where oscillations are observed. The latest T2K results include multiple analysis improvements, in particular, a new sample is added for the far detector analysis, requiring the presence of a pion in muon-neutrino interactions. This is the first time that a pion sample has been included in the study of neutrino disappearance at T2K and the first time a sample with more than one Cherenkov ring has been included in the T2K oscillation analysis, opening a road for further samples with charged and neutral pion tagging. The inclusion of such a sample enables proper control of the oscillated spectrum in a larger neutrino energy range and on subleading neutrino interaction processes. Finally, T2K is engaged with the Super-Kamiokande collaboration to combine T2K neutrino beam data and Super-Kamiokande atmospheric data to perform a joint fit of the oscillation parameters. Such a combination allows the degeneracies between the measurement of the CP-violating phase δ_{CP} and the measurement of the ordering of the neutrino mass eigenstates to be lifted. A precise evaluation of the enhanced sensitivity of this joint fit will be presented.

Keywords: accelerator neutrino; neutrino oscillation; CP violation; T2K; Super-Kamiokande (SK)



Citation: Kenji, Y., on behalf of the T2K Collaboration. T2K Oscillation Analysis Results: Latest Analysis Improvements at the Far Detector. *Phys. Sci. Forum* **2023**, *8*, 53. <https://doi.org/10.3390/psf2023008053>

Academic Editor: Yue Zhao

Published: 11 September 2023



Copyright: © 2023 by the authors. Licensee MDPI, Basel, Switzerland. This article is an open access article distributed under the terms and conditions of the Creative Commons Attribution (CC BY) license (<https://creativecommons.org/licenses/by/4.0/>).

1. The T2K Experiment

The T2K (Tokai to Kamioka) experiment is one of the long baseline neutrino programs using accelerator neutrinos produced by a proton accelerator at the J-PARC (Japan Particle Accelerator Research Centre) facility in the Tokai district in Japan, which is oriented to the far detector called Super-Kamiokande (SK) located 295 km away from Tokai. The high intensity of the proton beam provided by J-PARC produces charged pions which are focused by three electromagnetic horns in either neutrino or anti-neutrino mode, which in turn makes both measurements of neutrinos and anti-neutrinos possible. The dominant neutrino flavor is ν_{μ} or $\bar{\nu}_{\mu}$, with less than 1% contamination from other flavors. T2K has adopted an off-axis method which enables it to tune the neutrino flux peak at the maximum oscillation probability (around 0.6 GeV) as well as to make the neutrino energy spectrum narrower. These experimental features enable T2K to explore CP violation in the lepton sector via the measurement of neutrino oscillations for both ν_{μ} and $\bar{\nu}_{\mu}$. T2K is also leading the measurements of θ_{23} and Δm_{32}^2 .

The experimental facilities other than the neutrino beamlines are divided into near detectors [1] and the far detector, the latter of which is focused on in this article. SK is a water Cherenkov detector holding approximately 50 kilo-tons of water surrounded by about 13,000 Photo-Multiplier Tubes (PMTs) in total. The most significant ability of SK is the separation power between ν_{μ} and ν_e , which is estimated to achieve less than 1%

misidentification at 1 GeV for single-ring events. Although SK was updated in 2020 by contaminating pure water with gadolinium (Gd) in order to obtain more information about neutrons via neutron capture by Gd, the latest analysis shown in this article did not utilize this update. This improvement will be discussed in the chapter on future prospects.

2. New Analysis Sample at the Far Detector

The analysis samples were conventionally divided into five samples (ν_e 1Ring (1R), ν_μ 1R, $\bar{\nu}_e$ 1R, $\bar{\nu}_\mu$ 1R, ν_e 1R + decay electrons). All of them were categorized as one-reconstructed-ring events. A new sample added to this analysis, called ν_μ CC1 π^+ , includes multi-ring events. The dominant interaction composing this sample is neutrino charged current pion production. The peak energy of the parent neutrino is around 1.0 GeV, which allows us to control the oscillation spectrum in a larger neutrino energy range. Although we have not fed additional physics data in this analysis, adding this sample contributes to about a 30% increase in muon neutrino statistics.

Event selection criteria guarantee this sample is statistically independent from the other 1R samples. One of the largest features of this sample is to allow two or more ring events from charged particles with one or two decay electrons, but it also includes 1R events with two decay electron events. The reason why one decay electron sample is allowed in multi-ring events is that the pion final state interaction causes the loss of a decay electron. The possible main backgrounds come from multi-pion production and deep inelastic scattering interactions. In order to suppress these backgrounds, the log-likelihood ratio of multi-pion discriminators was applied, which has a distinct ability to separate the signal from these backgrounds. As a summary of the set of event selections, it achieves 32% purity at 56% efficiency for the one decay electron sub-samples and 55.9% purity at 89% efficiency for the two decay electron sub-samples. Those two sub-samples ended up being combined in the latter oscillation analysis.

Figure 1 shows the data-MC comparisons of the neutrino-reconstructed energy distributions of this new sample. The calculation formula to reconstruct neutrino energy for this sample is modified from the usual calculation formula assuming charged current quasi-elastic (CCQE) like events to take into account the delta resonance producing a pion.

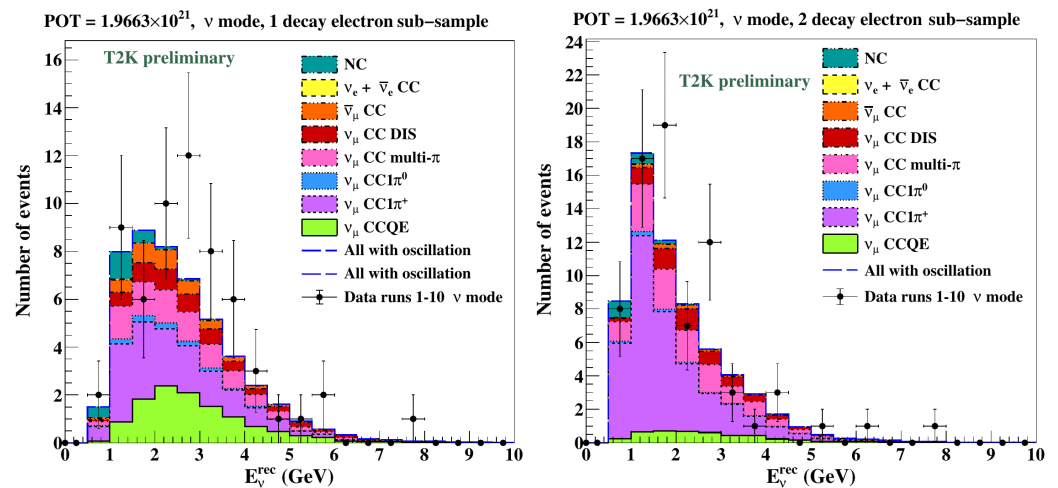


Figure 1. Reconstructed energy distributions of the one decay electron sub-sample (left) and the two decay electrons sub-sample (right).

3. The Highlight of the Latest Oscillation Analysis Results

T2K deployed both Markov Chain Monte Carlo (MCMC) and grid-scan with MC marginalization fitting frameworks to extract the best fit oscillation parameters and their constraints, which roughly correspond to the Bayesian and frequentist approaches, respectively. In this article, results from grid scans with MC marginalization will be introduced. The six samples were fitted, three of which (ν_e 1R, $\bar{\nu}_e$ 1R, and ν_e 1R + decay electrons) are

e-like samples being sensitive to chiefly δ_{CP} , $\sin^2 \theta_{23}$, and $\sin^2 2\theta_{13}$, whereas the other samples (ν_μ 1R, $\bar{\nu}_\mu$ 1R, and ν_μ CC1 π^+) are μ -like samples sensitive to $\sin^2 2\theta_{23}$ and Δm_{32}^2 . The parameter $\sin^2 \theta_{12}$ was fixed to 0.307 in the fit as this parameter is well understood in solar and reactor neutrino measurements [2]. The parameter $\sin^2 \theta_{13}$ was also constrained by reactor experiments (0.022 ± 0.0007 [3]). Thus, we are going to provide both the T2K stand-alone results and results of T2K with $\sin^2 \theta_{13}$ constrained by the reactor experiments.

The binning schemes in the grid scan approach are divided into three: $E_{rec} - \theta$ for μ -like one ring samples, $p_l - \theta$ for e-like one ring samples, and E_{rec} for the ν_μ CC1 π^+ sample. The fitter calculates the likelihood with marginalization over nuisance parameters such as systematic parameters or oscillation parameters not to be fitted to create contours of certain oscillation parameters provided by either the fixed chi-squared method or the Feldman and Cousins (FC) critical chi-squared method [4].

Figure 2 shows one-dimensional contours of the FC method for δ_{CP} and $\sin^2 \theta_{23}$. The CP conserving values (0, π) are excluded at 90% confidence level and π is still within 2σ confidence level. T2K slightly prefers the upper octant in $\sin^2 \theta_{23}$ (3.0 for the Bayes factor), but both octants are allowed in the 1σ confidence level. Both figures also suggest normal ordering is preferred (2.8 for the Bayes factor).

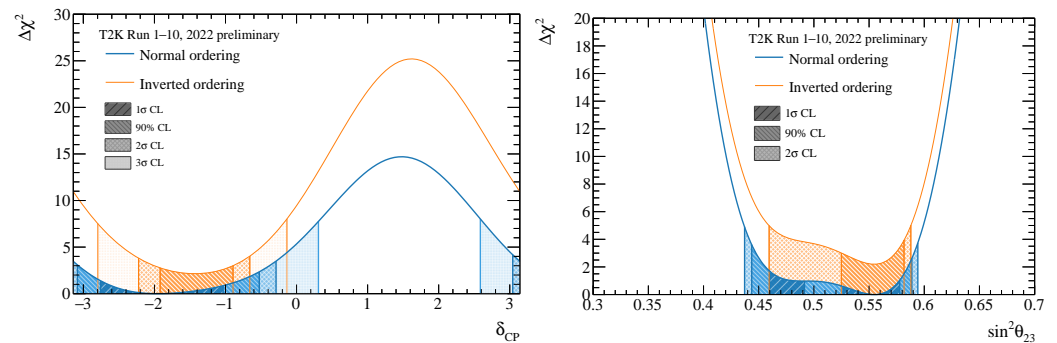


Figure 2. One-dimensional contours of the Feldman and Cousins method for δ_{CP} (left) and $\sin^2 \theta_{23}$ (right). Each confidence region is indicated by colored regions for both mass-ordering scenarios.

4. Impact of Analysis Improvements

The latest oscillation analysis contains many improvements, including the new sample added to the far detector samples. They are briefly summarized as the following items.

1. Updates of the neutrino flux tuning using 2010 Replica target data along with various fixes to the flux generator (JNUBEAM [5]);
2. Expansion of the neutrino interaction models in cross-section systematic parameters;
3. Adding new samples in the near detector fit;
4. Updating the value on the $\sin^2 \theta_{13}$ constraints based on 2021 data;
5. Adding the new sample in the far detector fit.

The first three items (1 to 3) refer to the updates of the near detector parts and the latter two items refer to the far detector parts. Figure 3 shows comparisons between fit results with six samples and five conventional samples without the new sample. Additional Gaussian smearing ($\sigma = 0.031 \times 10^{-3} \text{eV}^2/c^4$) was applied from results of potential bias studies using alternative neutrino interaction models for Δm_{32}^2 contours. The improvement in constraints of each oscillation parameter is visible but small; in particular, there is an approximately 5% improvement in Δm_{32}^2 with respect to its 1σ error. This small effect is due in part to the peak energy of the parent neutrino for this sample lying at about 1.0 GeV, which is quite away from the maximum oscillation probability region (0.6 GeV).

In order to check the most significant analysis update compared to the previous analysis in 2020, evolution plots are shown in Figure 4. Each color refers to the step-by-step evolution of analysis improvements. Both evolution plots indicate that the largest effect

on the contours comes from the updates to the neutrino interaction models and the near detector analysis samples.

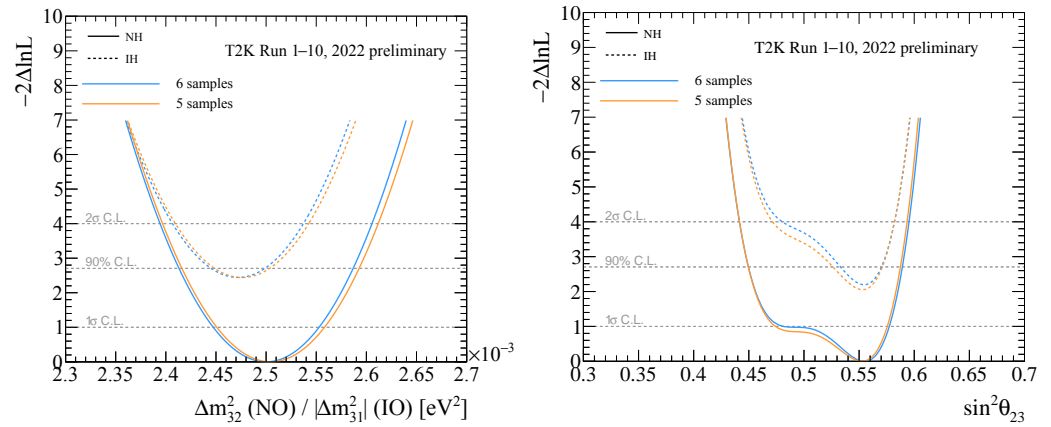


Figure 3. Comparisons of one-dimensional contours by the fixed chi-squared method between six samples with the new sample and five conventional samples without the new sample for the two kinds of oscillation parameters (Δm_{32}^2 on the left and $\sin^2 \theta_{23}$ on the right). For Δm_{32}^2 contours, additional Gaussian smearing ($\sigma = 0.031 \times 10^{-3} \text{eV}^2/\text{c}^4$) was applied from the results of potential bias studies using alternative neutrino interaction models.

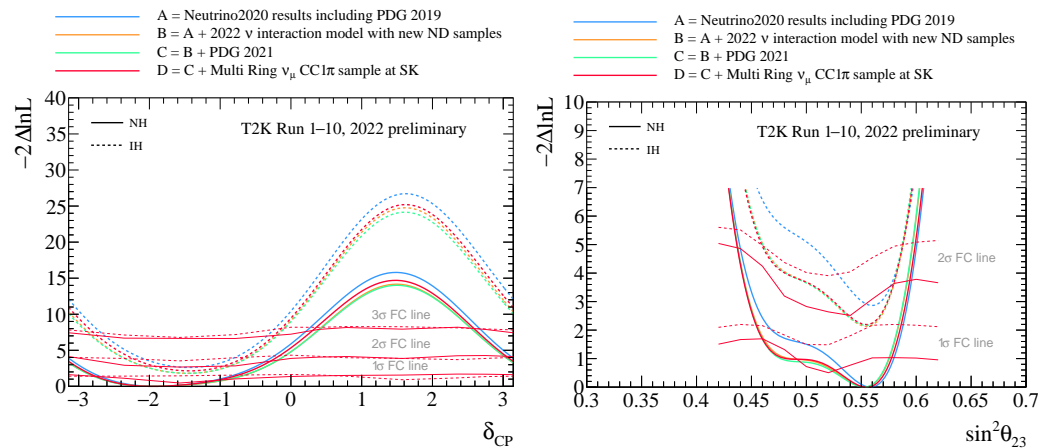


Figure 4. Evolution plots for δ_{CP} (left) and $\sin^2 \theta_{23}$ (right). Each color refers to the step-by-step evolution of analysis improvements. Blue (A): The previous analysis results shown at the Neutrino 2020 conference. Orange (B): A + updates on neutrino interaction models with the new near detector samples. Green (C): B + updates of constraints in $\sin^2 \theta_{13}$ based on PDG2021. Red (D): C + the new sample added to the far detector samples.

5. Future Prospects

We are going to discuss three major prospects in progress.

5.1. Joint Fit Analysis of T2K and Atmospheric Neutrinos at SK

One of the physics motivations of this joint fit program is synergy giving additional constraints. The sensitivity of SK to the mass ordering is limited by the uncertainty in $\sin^2 \theta_{23}$ and δ_{CP} , both of which can be constrained by T2K measurements. In addition, this joint fit will break degeneracy, in particular δ_{CP} , mass ordering, and the θ_{23} octant. These prospects have been confirmed by the sensitivity studies shown in Figure 5.

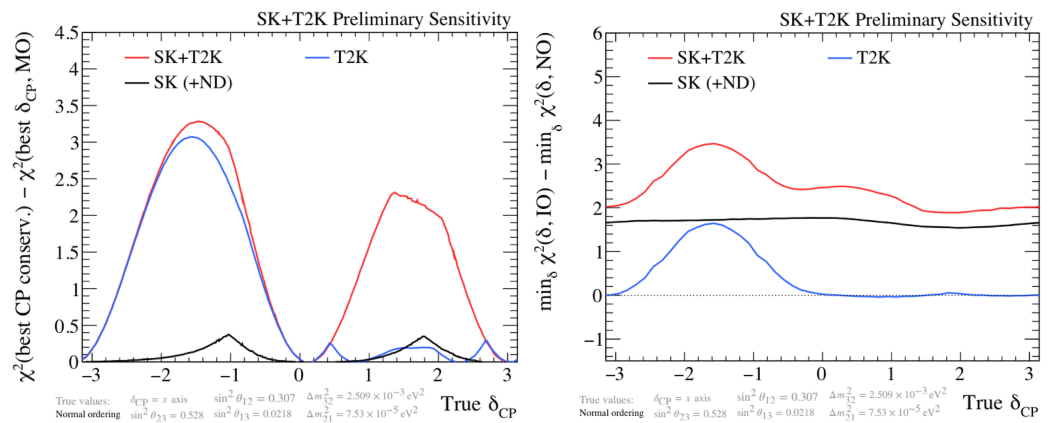


Figure 5. Sensitivity studies in the joint fits to show the power of breaking δ_{CP} -mass ordering degeneracy (left) and increasing power to reject wrong mass ordering (right). The study assumed the same statistics as in the latest oscillation analysis; 1.9664×10^{21} protons on target (POT) in neutrino mode and 1.6346×10^{21} POT in anti-neutrino mode. The following true oscillation values are assumed in fits; $\sin^2 \theta_{23} = 0.528$, $\Delta m_{32}^2 = 2.509 \times 10^{-3} \text{eV}^2/c^4$, $\sin^2 \theta_{13} = 0.0218$, mass ordering = normal ordering.

5.2. Joint Fit Analysis of T2K and NOvA Experiments

T2K and NOvA experiments have different impacts on δ_{CP} and matter effects. The CP effect is high in T2K, the matter effect is high in NOvA. The difference will provide a synergy to break the degeneracy between mass ordering and δ_{CP} as well as increase the sensitivity with a unified statistical treatment of T2K and NOvA data. This program is also a work in progress and well on its way to performing a combined analysis with data.

5.3. SK+Gd Analysis

The Gd loading started in 2020. The Gd concentration reached 0.03% in July 2022, which increases the fraction of neutron capture to 75%. Neutron tagging with Gd has a variety of potentials such as reducing the background to Diffuse Supernova Neutrino Background (DSNB) search and proton decay. Furthermore, it also will open a road for $\nu, \bar{\nu}$ separation for the T2K beam.

6. Conclusions

The latest results from the T2K oscillation analyses exhibit a variety of improvements this year. Adding the $\nu_{\mu} \text{CC}1\pi^+$ sample is a major analysis update. This new sample is sensitive to the Δm_{32}^2 and $\sin^2 \theta_{23}$ parameters and the effects on oscillation contours are visible. The T2K joint fit program of atmospheric neutrinos and beam neutrinos is underway. Sensitivity studies show that it will have a significant impact on breaking the δ_{CP} -mass ordering degeneracy, rejecting a wrong mass ordering, and breaking the θ_{23} octant degeneracy. The T2K-NOvA joint fit analysis, which will have the power to break the degeneracy between δ_{CP} and mass ordering, is also underway. Neutron tagging with Gd will pave the way to reducing the backgrounds in DSNB search and proton decay.

Funding: This research was funded by Research Fellow of Japan Society for the Promotion of Science; grant number 201922258.

Institutional Review Board Statement: Not applicable.

Informed Consent Statement: Not applicable.

Data Availability Statement: Note that all of the results presented here are preliminary. The data for T2K-only analysis are available in Zenodo references; Zenodo. doi:10.5281/zenodo.7741399. The data for the joint fit analysis of T2K and Atmospheric neutrinos at SK are not available.

Conflicts of Interest: The author declares no conflict of interest.

References

1. Abe, K.; Abgrall, N.; Aihara, H.; Ajima, Y.; Albert, J.B.; Allan, D.; Amaudruz, P.-A.; Andreopoulos, C.; Andrieu, B.; Anerella, M.D.; et al. The T2K experiment. *NIM* **2011**, *659*, 106–135.
2. Abe, K.; Haga, Y.; Hayato, Y.; Ikeda, M.; Iyogi, K.; Kameda, J.; Kishimoto, Y.; Marti, L.; Miura, M.; Moriyama, S.; et al. Solar Neutrino Measurements in Super-Kamiokande-IV. *Phys. Rev. D* **2016**, *94*, 052010.
3. Particle Data Group. Available online: <https://pdglive.lbl.gov/> (accessed on 15 November 2022).
4. Feldman, G.J.; Cousins, R.D. A unified approach to the classical statistical analysis of small signals. *Phys. Rev. D* **1998**, *57*, 3873–3889.
5. Abe, K.; Abgrall, N.; Aihara, H.; Akiri, T.; Albert, J.B.; Andreopoulos, C.; Aoki, S.; Ariga, A.; Ariga, T.; Assylbekov, S.; et al. T2K neutrino flux prediction. *Phys. Rev. D* **2013**, *87*, 012001.

Disclaimer/Publisher’s Note: The statements, opinions and data contained in all publications are solely those of the individual author(s) and contributor(s) and not of MDPI and/or the editor(s). MDPI and/or the editor(s) disclaim responsibility for any injury to people or property resulting from any ideas, methods, instructions or products referred to in the content.