



The 8th International Electronic Conference on Medicinal Chemistry (ECMC 2022)

01–30 NOVEMBER 2022 | ONLINE

Palladium-spermine complex (Pd_2Spm) triggers autophagy and caspase-independent cell death in triple-negative breast cancer cells

Chaired by **DR. ALFREDO BERZAL-HERRANZ**;
Co-Chaired by **PROF. DR. MARIA EMÍLIA SOUSA**



pharmaceuticals



Martin Vojtek^{1*}, M.P.M. Marques^{2,3}, Ana L. M. Batista de Carvalho², Helder Mota-Filipe⁴, Isabel M.P.L.V.O. Ferreira⁵, Carmen Diniz^{1*}

¹ LAQV/REQUIMTE, Laboratory of Pharmacology, Department of Drug Sciences, Faculty of Pharmacy, University of Porto, 4050-313 Porto, Portugal

² “Molecular Physical-Chemistry” R&D Unit, Department of Chemistry, University of Coimbra, 3004-535 Coimbra, Portugal

³ Department of Life Sciences, University of Coimbra, 3000-456 Coimbra, Portugal

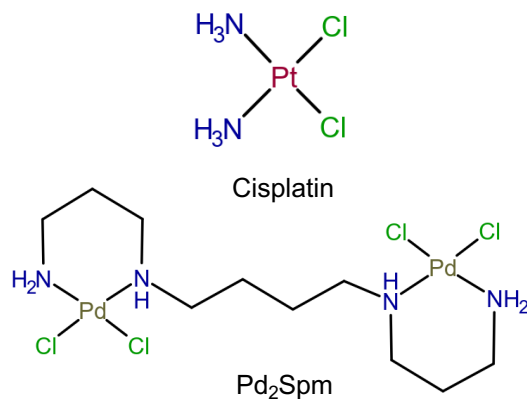
⁴ iMed.Ulisboa, Faculty of Pharmacy, University of Lisbon, 1649-003 Lisbon, Portugal

⁵ LAQV/REQUIMTE, Laboratory of Bromatology and Hydrology, Department of Chemical Sciences, Faculty of Pharmacy, University of Porto, 4050-313 Porto, Portugal

* Corresponding author: cdiniz@ff.up.pt (C.D.); matovoj@gmail.com (M.V)

Palladium-spermine complex (Pd₂Spm) triggers autophagy and caspase-independent cell death in triple-negative breast cancer cells

Graphical Abstract



MDA-MB-231 breast cancer cell line

MDA-MB-231/R breast cancer cell line

Proliferation studies

Effects on proliferation
in presence of
**autophagy, apoptosis
and necroptosis
inhibitors**

Protein expression
(WB) – autophagy and
apoptosis markers

**Phosphatidylserine
externalization** -
marker of apoptosis

ECMC
2022

The 8th International Electronic
Conference on Medicinal Chemistry
01–30 NOVEMBER 2022 | ONLINE

Abstract:

Triple-negative breast cancer (TNBC) is an aggressive breast carcinoma with a poor prognosis. Current treatment options with platinum-(Pt)-based chemotherapeutics are limited by toxicity/acquired resistance, which prompted the search for novel metal-based compounds. The dinuclear palladium(II)-spermine chelate (Pd₂Spm) has previously shown promising pharmacokinetics and *in vivo* antitumor effects. However, its impact towards chemotherapy-resistant TNBC is still to be addressed. This work developed a cell model of cisplatin resistance and compared the anticancer/antiproliferative effects of cisplatin (reference Pt-based drug) and Pd₂Spm in TNBC cells sensitive (MDA-MB-231) and resistant to cisplatin (MDA-MB-231/R). Pd₂Spm displayed a similar antiproliferative potency in MDA-MB-231 and MDA-MB-231/R cells, while cisplatin showed *ca.* 18-fold lower potency towards MDA-MB-231/R cells. When focusing on cell death, incubation of Pd₂Spm with either Necrostatin-1 (necroptosis inhibitor), Z-VAD (apoptosis inhibitor) or 3-Methyladenine (3-MA, autophagy inhibitor) showed that 3-MA can rescue Pd₂Spm-induced growth inhibition in MDA-MB-231 and MDA-MB-231/R cells. Furthermore, in MDA-MB-231 cells, Pd₂Spm triggered higher LC3-II levels and more profound Beclin-1 inhibition than cisplatin. Regarding apoptosis, Pd₂Spm did not induce the cleavage of caspase-3 and co-incubation with both Pd₂Spm and Z-VAD yielded only marginal effects in preventing the phosphatidylserine externalization compared to cisplatin. Thus, the present data provided more evidence on Pd₂Spm's cell death mechanisms, triggering a caspase-independent cell death with autophagy involvement. In addition, the potential of Pd₂Spm to overcome chemotherapy resistance is promising. Funding: PD/BD/135460/2017;UIDB/50006/2020;UIDB/00070/2020;UIDP/00070/2020.

Keywords:

breast cancer; Pd₂Spm; Pd(II)-based complexes; cisplatin

Introduction

- **Breast cancer** is the most **common cancer** and **leading type of cancer death** in women worldwide
- **Triple-negative breast cancer (TNBC)** is the **most aggressive subtype** of breast cancer
- **Current therapy with platinum(II)-based drugs** (cisplatin, carboplatin and oxaliplatin) **present limitation** (toxicity and development tumour resistance) that stimulate development of novel metal-based compounds
- **Pd₂Spm [di-nuclear palladium chelate with spermine** (biogenic polyamine)] with **promising pharmacokinetics and in vivo effects** in mice.
- **In vitro mode of action** of Pd₂Spm is herein studied

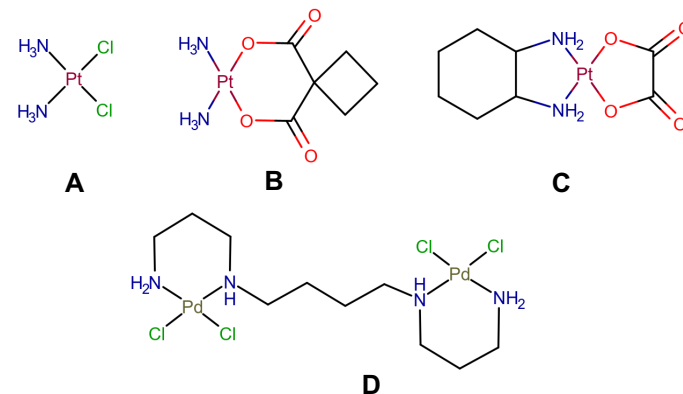


Figure 1. Structure of Platinum(II) and Palladium(II) compounds. **(A)** Cisplatin, **(B)** Carboplatin, **(C)** Oxaliplatin, **(D)** Pd₂Spm

Results

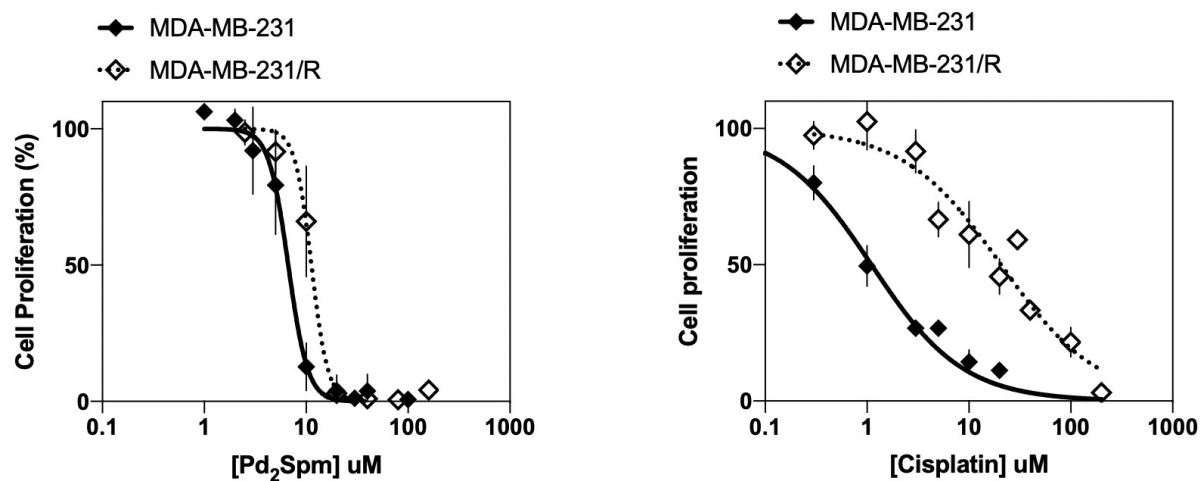


Figure 2. Dose-response curves of Pd₂Spm and cisplatin in MDA-MB-231 cells (solid line) and MDA-MB-231/R (dotted line) at 72 h.

Results

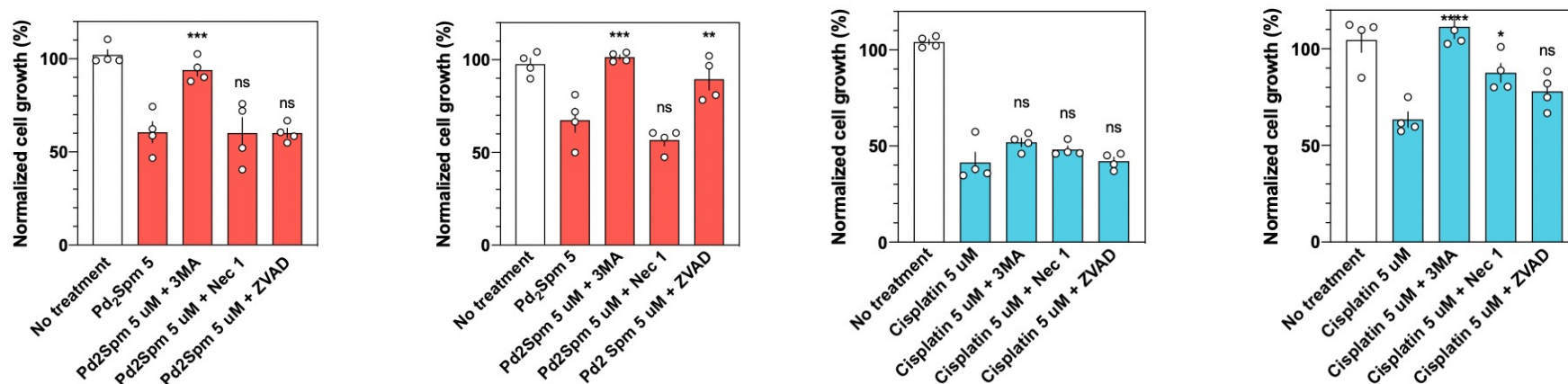


Figure 2. Effect of simultaneous incubation of Pd2Spm or cisplatin with 3-methyladenine 5 mM (3MA), or Necrostatin-1 50 μM (Nec-1) or Z-VAD 50 μM on cell proliferation.

Results

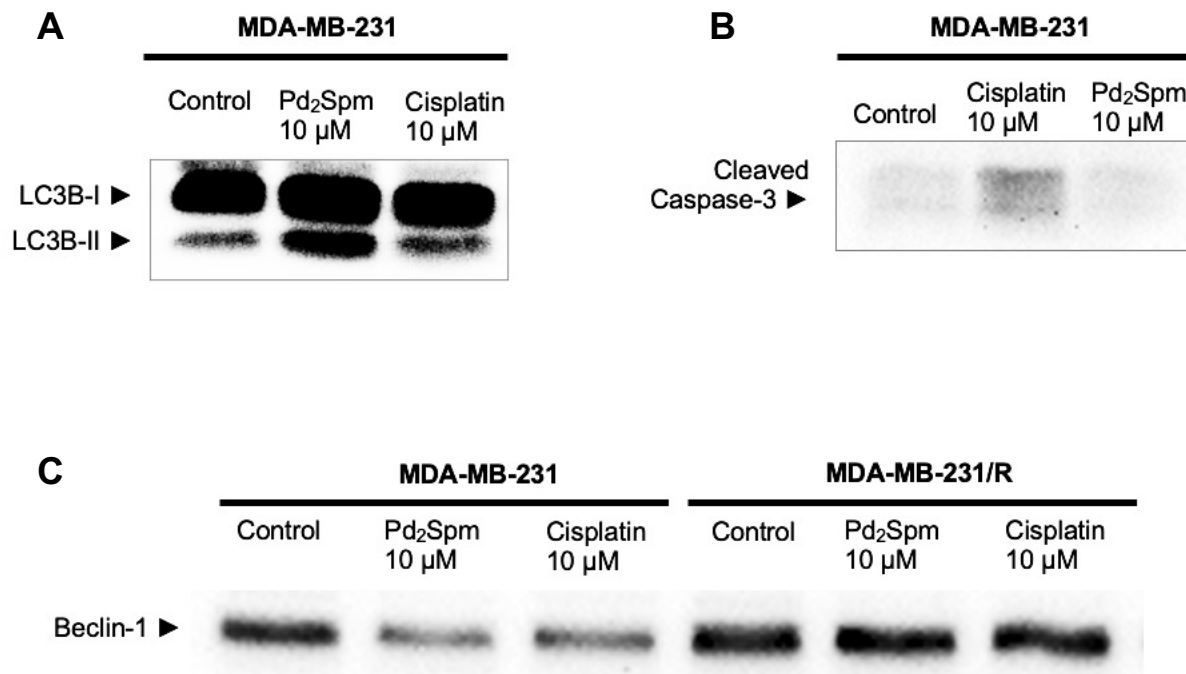


Figure 3. Protein expression of LC3B-I/II (A), cleaved caspase-3 (B) and Beclin-1 (C) in cells incubated with cisplatin or Pd₂Spm

Results

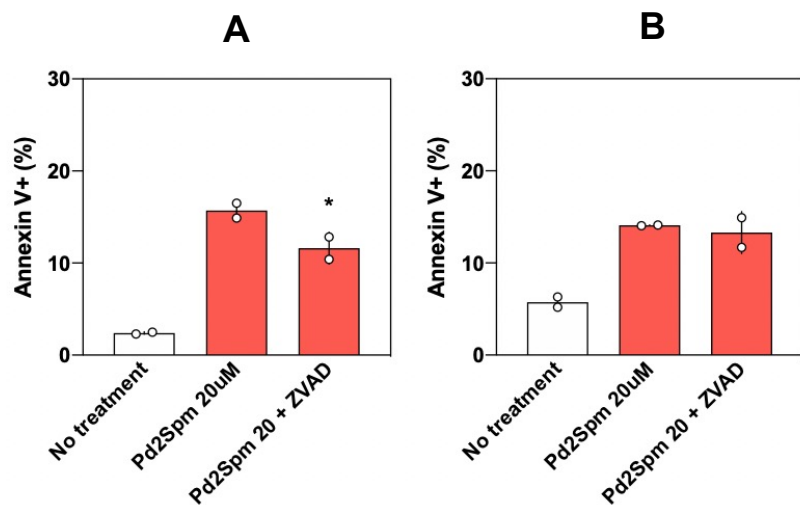


Figure 4. Effect of Pd₂Spm treatment in presence and absence of Z-VAD on the phosphatidylserine externalization in MDA-MB-231 (A) and MDA-MB-231/R (B) cells

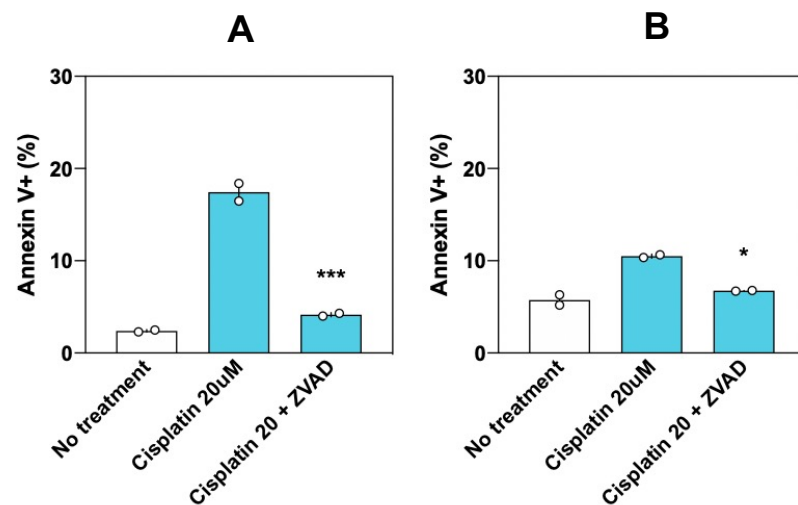


Figure 5. Effect of Cisplatin treatment in presence and absence of Z-VAD on the phosphatidylserine externalization in MDA-MB-231 (A) and MDA-MB-231/R (B) cells

Conclusions

In this work we have shown that

1. Pd₂Spm shows **equivalent efficacy towards resistant breast cancer cells** (as compared to loss of cisplatin's effect in resistant breast cancer cells)
2. Incubation of Pd₂Spm with **3-MA (autophagy inhibitor) rescues cells from Pd₂Spm effect** (i.e. pharmacological inhibition of autophagy rescue cells treated with Pd₂Spm)
3. **Pd₂Spm seems not to trigger apoptotic response** in contrast to cisplatin that caused cleavage of caspase-3
4. **Pd₂Spm triggered conversion of LC3B-I/II to greater extend than cisplatin** in MDA-MB-231 cells **implying higher activity of autophagy**

Altogether, Pd₂Spm may become promising Pd(II) candidate for TNBC treatment, particularly in cells that acquired resistance to cisplatin.

Acknowledgments

This work received financial support from PT national funds (FCT/MCTES, Fundação para a Ciência e Tecnologia and Ministério da Ciência, Tecnologia e Ensino Superior) through the project UIDB/50006/2020, UIDP/00070/2020 and UIDB/00070/2020. M.V. thanks the Portuguese Foundation for Science and Technology (FCT) and PhD Program in Medicines and Pharmaceutical Innovation (i3DU) for PhD Grant PD/BD/135460/2017 and COVID/BD/152492/2022 funded by the European Social Fund of the European Union and national funds FCT/MCTES.



GOVERNO DE
PORTUGAL

MINISTÉRIO DA EDUCAÇÃO
E CIÊNCIA



UNIÃO EUROPEIA
Fundo Social Europeu



ECMC
2022

**The 8th International Electronic
Conference on Medicinal Chemistry**
01–30 NOVEMBER 2022 | ONLINE